

Road Signs to Know



Stop signs are posted at the end of streets or at busy corners. They are a warning to stop and proceed with caution.



These signs are put up to say that you have gone the wrong way.



Yield signs tell you to slow down so the passing traffic can go by.



One way signs are put up to show the direction in which the traffic must go.



Pedestrian Crossing signs show where one should go to cross the street. Be sure to look both ways.



Railroad Crossing signs warn you to stop and wait at railroad tracks and look both ways. Then you can proceed with caution.

Bicycle Safety Tips for Kids



Office of Plymouth County
District Attorney

Timothy J. Cruz

**32 Belmont Street
P.O. Box 1665
Brockton, MA 02303**

**Phone: 508-584-8120
Fax: 508-586-3578**

www.mass.gov/da/plymouth

Bicycle Safety Tips for Kids



**Office of
District Attorney
Timothy J. Cruz**

32 Belmont Street
Brockton, MA 02301

508-584-8120



A Message from
District Attorney

Tim Cruz:

As a parent, I know firsthand the excitement that is felt by our children when they receive their first bike. Our children not only have a fun toy to ride on, but they also have the opportunity to gain a little independence and a lot of confidence.

As parents, we also find excitement in this important milestone. Our primary responsibility is to ensure the safety and protection of our children. That is why helmet protection is vitally important. The statistics regarding head injuries in children are staggering! We must educate our children on how they can better protect themselves while they are out having fun. Helmets should also be worn during any activity where a head injury is a possibility. This includes scooters, skateboards, and rollerblades.

It is my hope that you find the information in this brochure helpful. Remember, "Helmet safety, It's in your child's best interest!"

Sincerely,

Timothy J. Cruz
District Attorney







BIKE SAFETY CHECKLIST

MAKE SURE:

- The seat is adjusted correctly and is locked in tight
- The tires are inflated
- Brakes are even and have enough power
- The sprocket and chain are oiled and tight
- Pedals are secure
- The handlebar has a horn and a rear view mirror
- Reflectors are installed on the bike



SAFETY TIPS

-  Always wear a helmet
-  Be very visible
-  Go in the same direction as the traffic
-  Stop at every red light and stop sign just like a car
-  Use proper hand signals so that motorists know when and where you are turning
-  Avoid riding in the dark but if you must wear light colored clothing and put lights and reflectors on your bike

Hand signals. (Use left hand.)

