

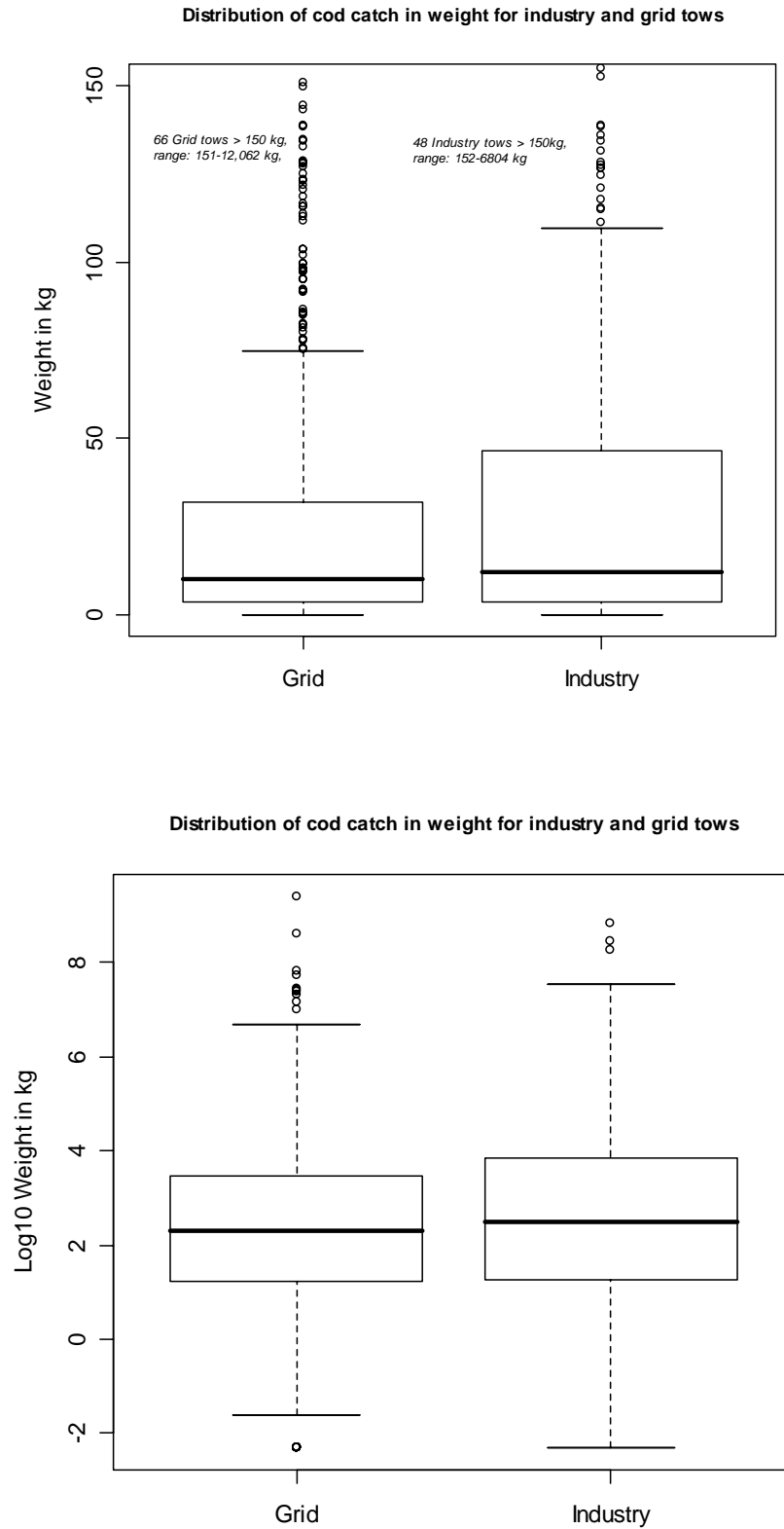
## **Appendix H**

Industry-Based Survey  
for  
Gulf of Maine Cod  
Pilot Study

A Comparison of Catch Rates of Industry Stratified Random Grid Tows Verses  
Systematic Grid Tows

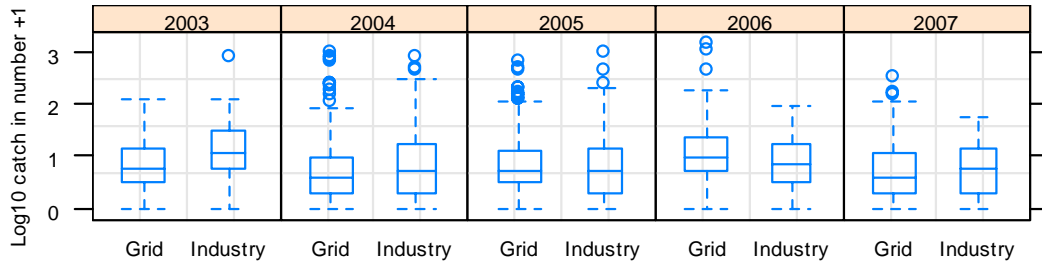


**Figure 1. Distribution of cod catch in weight for industry and grid tows in the IBS survey (all years, strata and months pooled).** Top figure: Catches on arithmetic scale. Note that catches greater than 150 kg are not shown. Bottom figure: Log transformed catch in weight.

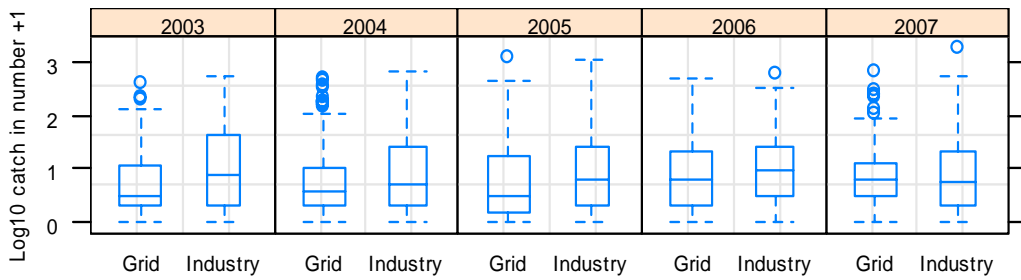


**Figure 2. Comparison of catch distributions for industry and grid stations by year.** Top figure: catch in log numbers of large cod (40 cm). middle figure: catch in log numbers of cod < 40 cm length. Bottom figure: catch in log weight (kg) all cod. Year is calendar year. Years are not comparable due to differences in survey design among years.

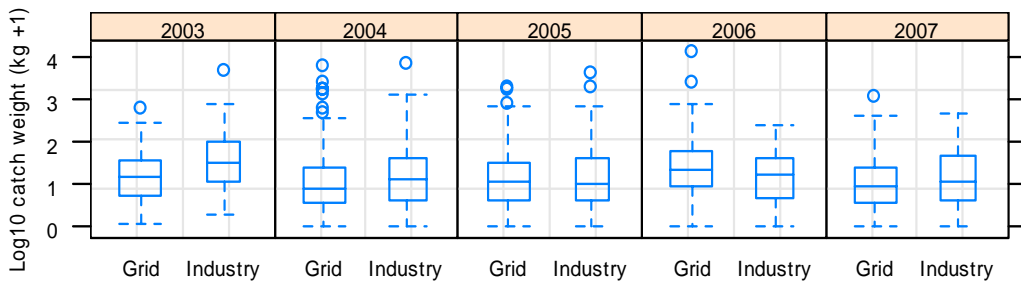
**Comparison of log catch number of cod 40 cm and greater for industry tows and grid tows**



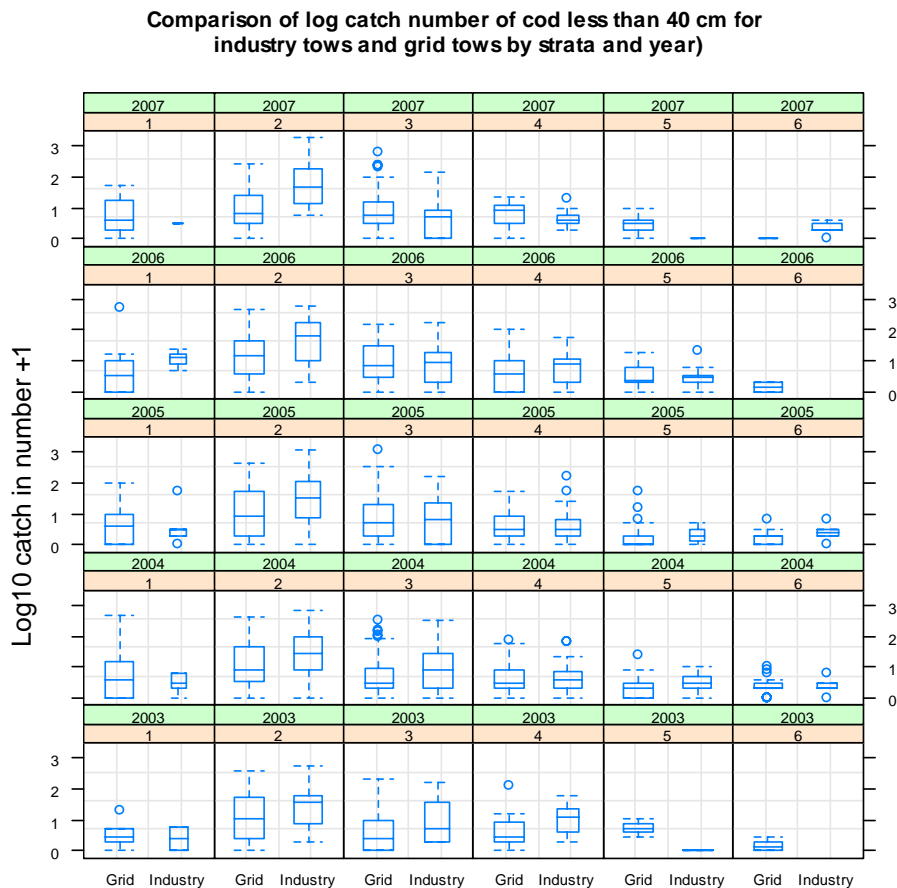

**Comparison of log catch number of cod less than 40 cm for industry tows and grid tows**



**Comparison of log catch weight cod for industry tows and grid tows**




**Figure 3. Comparison of catch distributions for industry and grid stations by year and strata.** Top figure: catch in log numbers of large cod (40 cm). Middle figure: catch in log numbers of cod < 40 cm length.




**Figure 4. Comparison of catch distributions for industry and grid stations by year and strata.** Catch in log weight (kg) all cod.

**Comparison of log catch weight for industry tows and grid tows by strata within year)**

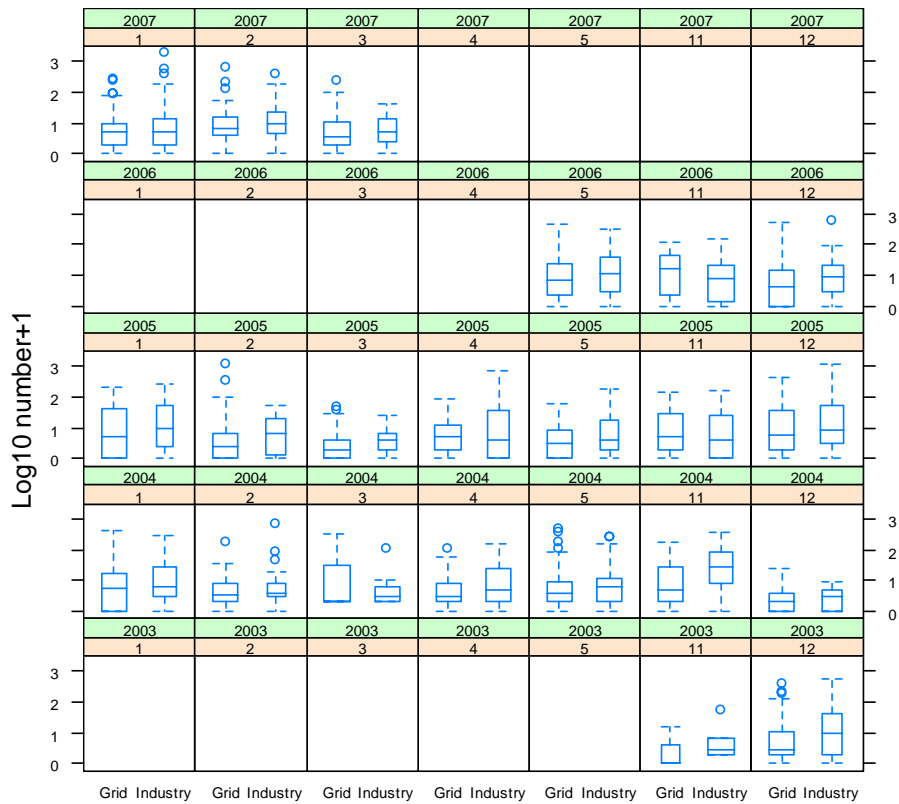


**Figure 5. Comparison of catch distributions for industry and grid stations by year and month.** Top figure: catch in log numbers of large cod (40 cm). Bottom figure: catch in log numbers of cod < 40 cm length.

**Comparison of log catch greater than equal to 40 cm of cod for industry tows and grid tows.**



**Comparison of log catch less than 40cm of cod for industry tows and grid tows.**



**Figure 6. Comparison of catch distributions for industry and grid stations by year and month.** Catch in log weight (kg) all cod.

