



# EMERGENCY PREPAREDNESS

Training Guide page 14

ACO CORE COMPETENCIES



# ANIMALS IN DISASTERS





# Preparing for Disasters

Prepare for a range of threats

Personal responsibility

Develop preparedness programs based on the community's needs, expertise, and resources



## Level of Concern for Animals


Close to 60% of all US households have pets.

- Some people are more concerned for their animals in disasters than they are for themselves
- Emergency management personnel must prioritize saving human lives, but animals cannot be viewed simply as inanimate property









## **Animal Issues in Disasters**

- Traditional concerns involving household pets, service animals, and livestock during disasters include:
  - The spoilage of human food and water supply
  - Animal bites
  - Outbreaks of zoonoses (diseases transmitted between animals and people) such as rabies





line 33F



# **PETS EVACUATION AND TRANSPORTATION STANDARDS ACT OF 2006 (PETS ACT)**



# Why the PETS Act?

During the Federal response to Hurricane Katrina, four critical flaws in national preparedness became evident:

- Processes for unified management of the national response
- Command and control structures within the federal government
- Knowledge of preparedness plans
- Regional planning and coordination







# **What Does the PETS Act Do?**



Ensures State and local emergency preparedness operational plans address the needs of individuals with household pets and service animals following a major disaster

Authorizes FEMA to provide rescue, care, shelter, and essential needs for individuals with household pets and the pets themselves








# When is the PETS Act Operational?

- When a federal disaster declaration has been made by the President
- That declaration serves as a “trigger” that provides for reimbursement for allowable, documented services utilized in the emergency event

## State Laws Affecting Emergency Management



- Each State must have laws that are consistent with the Federal law if they wish to qualify for Federal aid and assistance
- MEMA's Animal Shelter Coordination Plan responds to this mandate





MEMA's Animal Sheltering Coordination Plan

# **PURPOSE, SCOPE, POLICES & ASSUMPTIONS**

# The Animal Sheltering Coordination Plan

## Purpose

- Plan provides guidance in coordinating and maximizing resources to support animal care, shelter, and reunification and implementing shelter operations in coordination with MEMA and local municipalities
- Improves the sustainability of animal shelter operations





# The Animal Sheltering Coordination Plan

## Scope

- The Plan does not supersede existing local or regional shelter plans
- Applicable to agencies and departments in the Commonwealth, federal agencies, and support organizations with a role in supporting activities related to animal sheltering



# The Animal Sheltering Coordination Plan

## Policies

- The Massachusetts Department of Agricultural Resources (MDAR) will serve as state lead for animal sheltering and coordination
- Emergency shelters must make exceptions to “no pets” policies for service animals.





# The Animal Sheltering Coordination Plan



## Assumptions

- Animal sheltering is the primary responsibility of owners
- Municipalities must make reasonable modifications to human shelter policies for service animals
- ACOs will coordinate with their local emergency management directors to identify facilities



# SHELTER STRATEGY AND TYPES OF SHELTERS



# Local Initiated Single Community

- Municipality provides emergency animal sheltering services for a single community



# Local to Local Mutual Aid

- Several municipalities come together to provide emergency animal sheltering through an existing mutual aid agreement





## **Examples of Local Support**

EMA

Animal Control MOU

DART/CART/SART

Medical Reserve Corps

CERT

American Red Cross





# State Initiated Regional Animal Shelter

- Large-scale animal shelters serving multiple municipalities
- Activated by MEMA and coordinated by MDAR
- Conditions that may trigger State Initiated Regional Animal Shelter:
  - Local municipalities exceed sheltering capabilities
  - To maximize use of resources
  - Affected municipalities unable to provide sheltering because of direct impact

# **Examples**

**Danvers explosion – local initiated  
single community**

**Lawrence apartments – local to local  
mutual aid**

**State initiated regional animal  
shelter – Cape Cod bridge closer (like  
in Hurricane Sandy)**



**MDAR**  
MASSACHUSETTS  
DEPARTMENT OF  
AGRICULTURE  
AND  
FORESTRY



*line 33F*



# **ROLES & RESPONSIBILITIES OF MUNICIPALITIES & ACOS**

# Local Preparedness is Best

- Incidents typically begin and end locally
- People with local expertise can identify common hazards
- Local decision makers understand the community's priorities for recovery



# What to Know About Your Community

Number and  
locations of  
animals in your  
community

Veterinary  
providers

Pet stores

Boarding facilities

Animal-friendly  
hotels

Animal welfare  
organizations

# Local Municipality Responsibilities

**Local emergency management directors and ACOs work together to:**

Identify planning assumptions, capabilities, and needs of the municipality

Develop plans and procedures

Coordinate, collaborate, train, and exercise with animal shelter partners

Identify appropriate facilities and establish agreements with facility owners

Assess numbers of individuals who may require animal shelter services

Activate services when needed

Coordinate transport of animals



# Local Municipality Responsibilities

- ACOs are responsible for implementation and direction of these activities and will provide situation reports to emergency management director
- Emergency management director provides situation reports to MEMA Regional Emergency Operations Center





# Developing a Plan

## Start by

Start by forming a committee co-chaired by emergency management personnel and the ACO

## Develop

Develop a local emergency operations plan (EOP)

- Use existing organizational structures
- Meet crises at the lowest possible level of government
- Include voluntary and private sector resources



# **Your EOP: Where to Start**

**The purpose of the plan is to provide a systematic way of responding to an emergency situation**

- **The plan should be flexible, multi-use, detailed, consistent, and comprehensive**
- **Establish effective communications up front**
- **Develop the plan incrementally**
- **Test your plan**

# Characteristics of a Good Plan

- Based on facts or valid assumptions
- Includes a community resource inventory
- Uses clear, simple language
- Coordinates department plans within the jurisdiction with the overall emergency management plan through annexes
- Avoids duplication and conflicts in tasks







*It is often very hard to  
plan for a disaster, but it  
is even harder to explain  
why you did not.*



**MDAR**  
MASSACHUSETTS DEPARTMENT OF  
AGRICULTURE



*line 33F*



**COMMUNICATION, SITUATIONAL  
AWARENESS & INFORMATION FLOW**



# Communication & Situational Awareness

- Maintaining good situational awareness and establishing a common operational picture is critical for MEMA, other emergency organizations, and for local municipalities
- Municipal ACO will implement and direct activities in their jurisdiction and report on status of response activities to the Emergency Management Director



# Information Flow: Local Initiated Single Community and Local to Local Mutual Aid

ACO

Local  
Emergency  
Management  
Director

MEMA  
Regional  
Office

MEMA

*MEMA will coordinate with MDAR and the local community to determine if a State Initiated Regional Animal Shelter is needed.*

# State Initiated Regional Animal Shelter

```
graph LR; MEMA --> MDAR; MDAR --> ACOs[ACOs/Shelter Partners];
```

MEMA

MDAR

ACOs/Shelter  
Partners



# Resource Prioritization



*State Initiated Regional Animal Shelters will be managed by MDAR and operated by the host municipality ACO.*

**MDAR**  
MASSACHUSETTS DEPARTMENT  
OF AGRICULTURE  
AND FORESTRY



*line 33F*



**NEXT STEPS**

# Emergency Form

- Encourage preparedness on a resident level first
- Pass out pet care emergency care instructions and have individuals attach to animal carriers or post on their fridge .
- Forms can be downloaded at:  
<https://www.mass.gov/doc/emergency-pet-care-form/download>

PET CARE INSTRUCTIONS FOR	
Animal Name _____	
Species _____	Breed _____ Age _____
Description _____	
ID Tag/Microchip# _____	Caution? _____

OWNER INFORMATION	EMERGENCY CAREGIVERS
Name _____	1. Name _____
Phone _____	Phone _____
Alternate Phone _____	Address _____
Address _____	2. Name _____
Email _____	Phone _____
	Address _____

VETERINARIAN	MEDICAL INFORMATION
Vet Hospital _____	Rabies Vaccine (Date) _____
Vet Name _____	Other Vaccines (Type/Date) _____
Phone _____	_____
Address _____	Medications (Name/ Frequency/ Reason)
Email _____	_____
	_____
	_____
	_____
	Additional Medical Concerns
	_____
	_____
	_____

FOOD AND FREQUENCY
Brand/Kind _____
Amount _____ Frequency _____
Treats _____
Known Allergies/ Sensitivities _____
_____

BEHAVIOR NOTES
_____
_____
_____
_____



[WWW.MASS.GOV/ANIMALFUND](http://WWW.MASS.GOV/ANIMALFUND)



# Have Lists of Local Resources



Pet  
Friendly Hotel

Create a list of options for residents that they can use in case of an emergency if needed.

- Pet friendly hotels
- Veterinary offices
- Animal boarding facilities
- Pet food pantries

# Next Steps

*ACOs, animal inspectors, and EMDs should connect to plan strategically*



**MDAR**  
(617) 626-1795

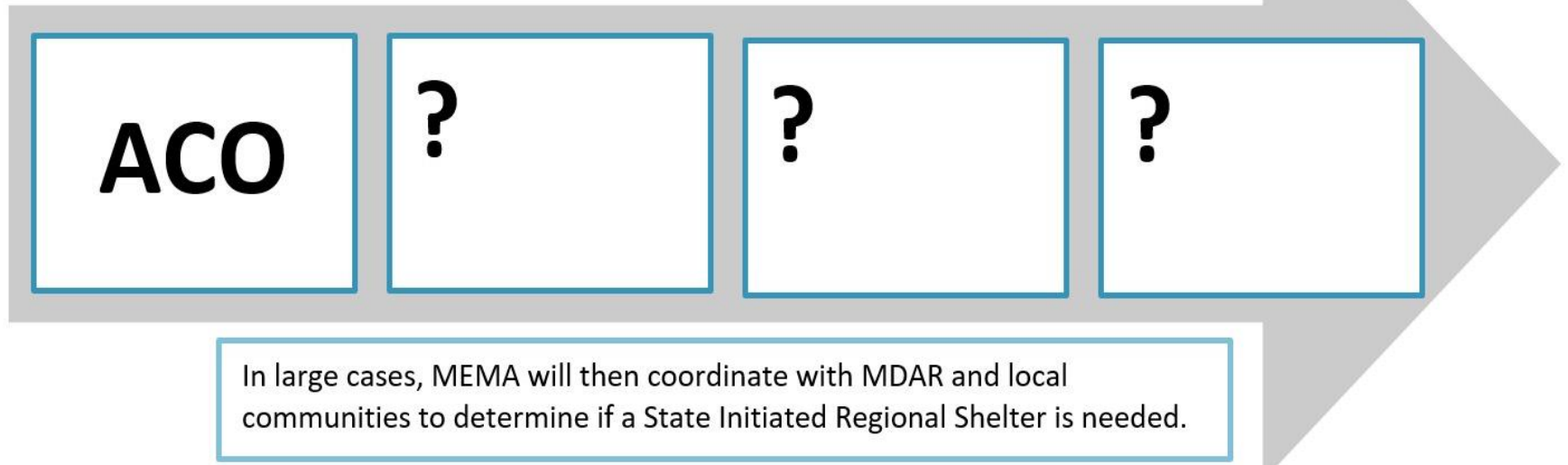
**MEMA**  
(508) 820-2000

**Environmental Police**  
(617) 626-1665

## EMERGENCY PREPAREDNESS

Parts of your municipality are in a flood zone. It has been raining for days and a house near a riverbank needs to be evacuated, they have two dogs that need temporary placement. Your town can house a few dogs at your municipal shelter, but as the waters rise more homes need to be evacuated and more animals need housing.

After the ACO, in what order should the following agencies be contacted? **MEMA, Local Emergency Management Director, MEMA Regional Office**



Training Guide Pause

Let's take a minute and review guide page 13