

04
05
06
07
08
09
10
11
12
13
14
15
16
17
18
19
20
21
22
23
24
25
26
27
28
29
30
31
32
33
34
35
36
37
38
39
40
41
42
43
44
45
46
47
48
49
50
51
52
53
54
55
56
57
58
59
60
61
62
63

04
05
06
07
08
09
10
11
12
13
14
15
16
17
18
19
20
21
22
23
24
25
26
27
28
29
30
31
32
33
34
35
36
37
38
39
40
41
42
43
44
45
46
47
48
49
50
51
52
53
54
55
56
57
58
59
60
61
62
63



2011 Schedule RC XXXXXXXXXXXXX
Research Credit

AREA RESERVED
FOR 2-D BARCODE

CORPORATIONNAMEXXXXXXXXXXXXXXXXXXXX FEDERALIDNO

Type of corporation:

- ▶ Massachusetts gross receipts are being used to compute the fixed base and average annual receipts
 - ▶ Federal gross receipts are being used to compute the fixed base and average annual receipts
 - ▶ Corporation is electing to calculate the credit separately for defense related activities under 38M(i) or is claiming the life sciences research credit under 38W.
- Submit separate schedules RC for each category and fill in one of the following ovals on each Schedule RC filed: General research Defense related Life science

Part 1. Massachusetts Research Credit Generated

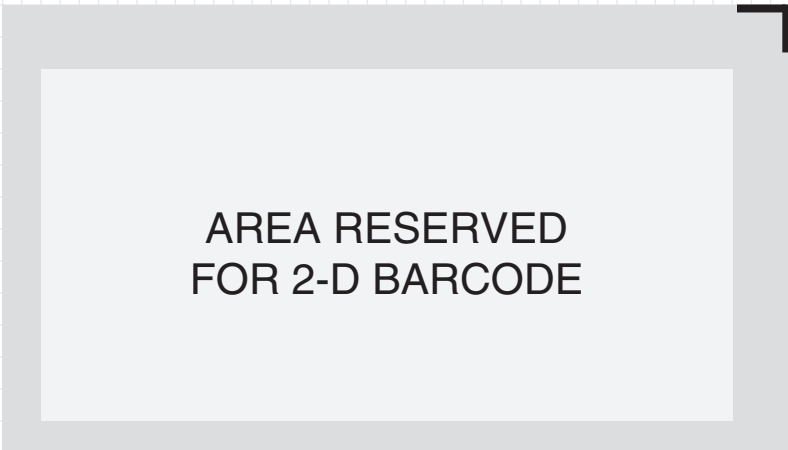

1. Basic research payments made	1	XXXXXXXXXXXXXX
2. Total group basic research payments	2	XXXXXXXXXXXXXX
3. Group base period amount	3	XXXXXXXXXXXXXX
4. Group incremental research payments	4	XXXXXXXXXXXXXX
5. Total group credit for basic research payments	5	XXXXXXXXXXXXXX
6. Qualified wage expenses for this corporation	▶ 6	XXXXXXXXXXXXXX
7. Qualified supply expenses for this corporation	▶ 7	XXXXXXXXXXXXXX
8. Qualified computer rental time expenses for this corporation	▶ 8	XXXXXXXXXXXXXX
9. 65% of qualified contract expenses for this corporation	▶ 9	XXXXXXXXXXXXXX
10. Total qualified research expenses for this corporation	10	XXXXXXXXXXXXXX
11. Total group qualified research expenses	11	XXXXXXXXXXXXXX
12. Group fixed base percentage. Not more than 16%	12	X . XXXXXX
13. Group average annual receipts	▶ 13	XXXXXXXXXXXXXX
14. Group base amount	▶ 14	XXXXXXXXXXXXXX
15. Group incremental research expenses	15	XXXXXXXXXXXXXX
16. Total group credit for qualified expenses	16	XXXXXXXXXXXXXX
17. Total basic research payments and qualified expenses for this corporation	17	XXXXXXXXXXXXXX
18. Total basic research payments and qualified expenses for the group	18	XXXXXXXXXXXXXX
19. Allocation percentage for this corporation	19	X . XXXXXX
20. Total group research credit generated	20	XXXXXXXXXXXXXX
21. Total credit generated by this corporation in current year	▶ 21	XXXXXXXXXXXXXX

XXXXXXXXXXXXXXXXXXXXXXXXXXXX

XXXXXXXXXXXXXXXXXXXXXXXXXXXX

04
05
06
07
08
09
10
11
12
13
14
15
16
17
18
19
20
21
22
23
24
25
26
27
28
29
30
31
32
33
34
35
36
37
38
39
40
41
42
43
44
45
46
47
48
49
50
51
52
53
54
55
56
57
58
59
60
61
62
63

04
05
06
07
08
09
10
11
12
13
14
15
16
17
18
19
20
21
22
23
24
25
26
27
28
29
30
31
32
33
34
35
36
37
38
39
40
41
42
43
44
45
46
47
48
49
50
51
52
53
54
55
56
57
58
59
60
61
62
63



2011 Schedule RC, pg. 2

XXXXXXXXXXXX

Research Credit

FEDERALIDNUM

Part 2. Research Credit Used

Is this schedule reporting a Life Science Credit: Yes No


1.	Total excise before credit for this corporation	1	XXXXXXXXXXXX
2.	Total group excise before credit	2	XXXXXXXXXXXX
3.	Allocation percentage for the \$25,000 excise bracket	3	X . XXXXXX
4.	Corporation's share of excise not subject to the 75% limitation	4	XXXXXXXXXXXX
5.	Corporation's excise subject to the 75% limitation	5	XXXXXXXXXXXX
6.	75% of excise subject to limitation	6	XXXXXXXXXXXX
7.	Corporation's subtotal of excise within the limitation	7	XXXXXXXXXXXX
8.	Total of other credits applied against this corporation's excise	8	XXXXXXXXXXXX
9.	Maximum allowable research credit	9	XXXXXXXXXXXX
10.	Corporation's own 15-year carryover credit from prior years	10	XXXXXXXXXXXX
11.	Corporation's unlimited credit from prior year	11	XXXXXXXXXXXX
12.	Corporation's own credit generated in current year	12	XXXXXXXXXXXX
13.	Corporation's own research credit available	▶ 13	XXXXXXXXXXXX
14.	Amount of corporation's credit used against its own tax	14	XXXXXXXXXXXX
15.	Amount of corporation's credit used by affiliates	15	XXXXXXXXXXXX
16.	Total of corporation's credit used this year	16	XXXXXXXXXXXX

XXXXXXXXXXXXXXXXXXXXXXXXXXXX

XXXXXXXXXXXXXXXXXXXXXXXXXXXX

04
05
06
07
08
09
10
11
12
13
14
15
16
17
18
19
20
21
22
23
24
25
26
27
28
29
30
31
32
33
34
35
36
37
38
39
40
41
42
43
44
45
46
47
48
49
50
51
52
53
54
55
56
57
58
59
60
61
62
63

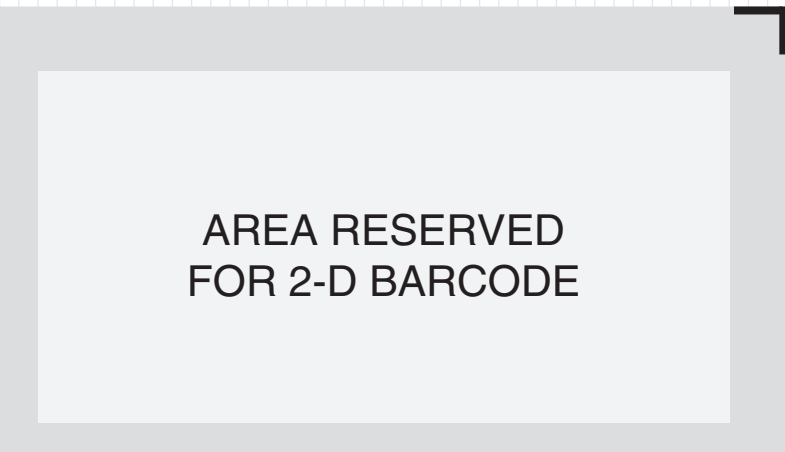
04
05
06
07
08
09
10
11
12
13
14
15
16
17
18
19
20
21
22
23
24
25
26
27
28
29
30
31
32
33
34
35
36
37
38
39
40
41
42
43
44
45
46
47
48
49
50
51
52
53
54
55
56
57
58
59
60
61
62
63



2011 Schedule RC, pg. 3

XXXXXXXXXXXX

Research Credit
FEDERALIDNUM



AREA RESERVED FOR 2-D BARCODE

Part 3. Reconciliation of Carryover

	Is this schedule reporting a Life Science Credit	<input checked="" type="checkbox"/> Yes	<input checked="" type="checkbox"/> No	A. AVAILABLE CREDITS AT START OF YEAR	B. CREDITS USED IN CURRENT YEAR	C. CREDITS CONVERTED TO UNLIMITED STATUS, EXPIRED OR REFUNDED	D. AVAILABLE CREDITS AT END OF YEAR
1.	Credit generated in 1996		1	XXXXXXXXXX	XXXXXXXXXX	XXXXXXXXXX	XXXXXXXXXX
2.	Credit generated in 1997		2	XXXXXXXXXX	XXXXXXXXXX	XXXXXXXXXX	XXXXXXXXXX
3.	Credit generated in 1998		3	XXXXXXXXXX	XXXXXXXXXX	XXXXXXXXXX	XXXXXXXXXX
4.	Credit generated in 1999		4	XXXXXXXXXX	XXXXXXXXXX	XXXXXXXXXX	XXXXXXXXXX
5.	Credit generated in 2000		5	XXXXXXXXXX	XXXXXXXXXX	XXXXXXXXXX	XXXXXXXXXX
6.	Credit generated in 2001		6	XXXXXXXXXX	XXXXXXXXXX	XXXXXXXXXX	XXXXXXXXXX
7.	Credit generated in 2002		7	XXXXXXXXXX	XXXXXXXXXX	XXXXXXXXXX	XXXXXXXXXX
8.	Credit generated in 2003		8	XXXXXXXXXX	XXXXXXXXXX	XXXXXXXXXX	XXXXXXXXXX
9.	Credit generated in 2004		9	XXXXXXXXXX	XXXXXXXXXX	XXXXXXXXXX	XXXXXXXXXX
10.	Credit generated in 2005		10	XXXXXXXXXX	XXXXXXXXXX	XXXXXXXXXX	XXXXXXXXXX
11.	Credit generated in 2006		11	XXXXXXXXXX	XXXXXXXXXX	XXXXXXXXXX	XXXXXXXXXX
12.	Credit generated in 2007		12	XXXXXXXXXX	XXXXXXXXXX	XXXXXXXXXX	XXXXXXXXXX
13.	Credit generated in 2008		13	XXXXXXXXXX	XXXXXXXXXX	XXXXXXXXXX	XXXXXXXXXX
14.	Credit generated in 2009		14	XXXXXXXXXX	XXXXXXXXXX	XXXXXXXXXX	XXXXXXXXXX
15.	Credit generated in 2010		15	XXXXXXXXXX	XXXXXXXXXX	XXXXXXXXXX	XXXXXXXXXX
16.	Credit generated this year		16	XXXXXXXXXX	XXXXXXXXXX	XXXXXXXXXX	XXXXXXXXXX
17.	Credit available for unlimited carryforward		17	XXXXXXXXXX	XXXXXXXXXX	XXXXXXXXXX	
18.	Total credits available					18	XXXXXXXXXXXXXXXXXX
19.	Total of corporation's credits used					19	XXXXXXXXXXXXXXXXXX
20.	Total credits not used					20	XXXXXXXXXXXXXXXXXX
21.	Adjustment for authorized certified life sciences company refunds					21	XXXXXXXXXXXXXXXXXX
22.	Credits converted to unlimited carryover status					22	XXXXXXXXXXXXXXXXXX
23.	Credits expired					23	XXXXXXXXXXXXXXXXXX
24.	Total credits available for carryover					24	XXXXXXXXXXXXXXXXXX
25.	Credits available for carryforward not subject to 15-year limitation					25	XXXXXXXXXXXXXXXXXX

XXXXXXXXXXXXXXXXXXXXXXXXXXXXXXXXXXXX

XXXXXXXXXXXXXXXXXXXXXXXXXXXXXXXXXXXX