

One Care: October 2016 Enrollment Report

Executive Office of Health & Human Services

MassHealth Demonstration
to Integrate Care for Dual Eligibles



Monthly Enrollment Report

- MassHealth issues monthly reports on One Care enrollment activity
- Reports are issued near the end of the month
- Reports are intended to provide general information to stakeholders



One Care Rating Category Definitions

- **F1 – Facility-based Care.** Individuals identified as having a long-term facility stay of more than 90 days
- **C3 – Community Tier 3 – High Community Need.** Individuals who have a daily skilled need; two or more Activities of Daily Living (ADL) limitations AND three days of skilled nursing need; and individuals with 4 or more ADL limitations
 - In CY2014, C3 split into two subsets:
 - C3B:** for C3 individuals with certain diagnoses (e.g., quadriplegia, ALS, Muscular Dystrophy and Respirator dependence) leading to costs considerably above the average for current C3
 - C3A:** for remaining C3 individuals
- **C2 – Community Tier 2 – Community High Behavioral Health.** Individuals who have a chronic and ongoing Behavioral Health diagnosis that indicates a high level of service need
 - In CY2014, C2 split into two subsets
 - C2B:** for C2 individuals with co-occurring diagnoses of substance abuse and serious mental illness
 - C2A:** for remaining C2 individuals
- **C1 – Community Tier 1 Community Other.** Individuals in the community who do not meet F1, C2 or C3 criteria



Total Enrollment

- Effective October 1, 2016, total number of enrollees:

Total Enrollment by Plan	
Commonwealth Care Alliance (CCA)	11,134
Tufts Health Plan	2,584
Total	13,718

Total Enrollment by Rating Category	
F1	47
C3B	159
C3A	5,554
C2B	854
C2A	4,008
C1	3,093
unavailable	3
Total	13,718

*The rating categories for 3 enrollments were unavailable at the time of this report.



Enrollment Penetration by County

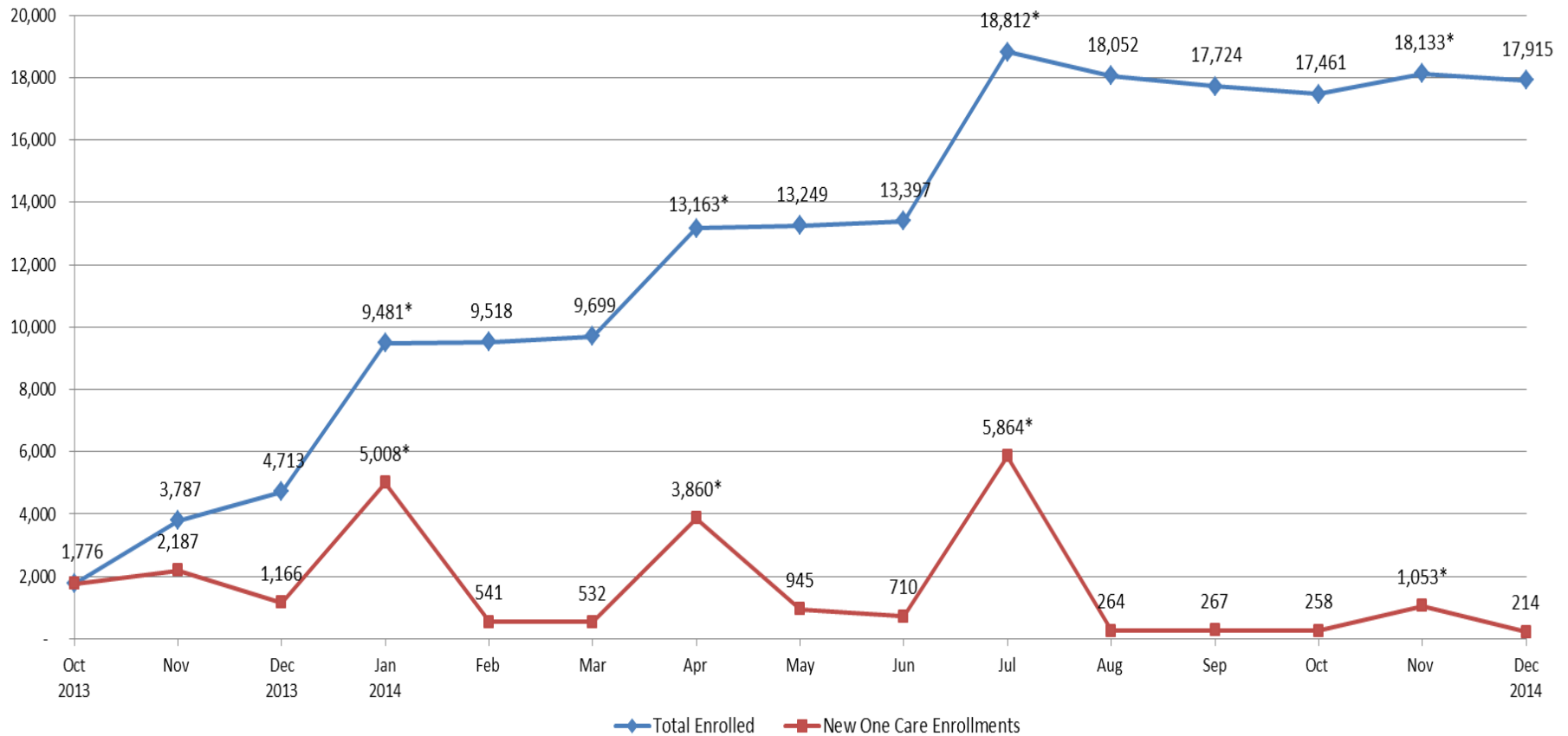
County	Enrolled	Eligible	% Eligible Enrolled
Essex	1,052	15,713	6.7%
Franklin	83	2,250	3.7%
Hampden	2,814	16,221	17.3%
Hampshire	209	2,840	7.4%
Middlesex	1,385	18,839	7.4%
Norfolk	582	7,881	7.4%
Plymouth	399	7,561	5.3%
Suffolk*	4,308	16,047	26.8%
Worcester*	2,886	16,815	17.2%
Total	13,718	104,167	13.2%

*Members in these counties may be auto-assigned to a One Care plan

Enrollment Over Time: Demonstration Year 1



Monthly One Care Enrollments
 Demonstration Year 1 (Oct. 2013 - Dec. 2014)



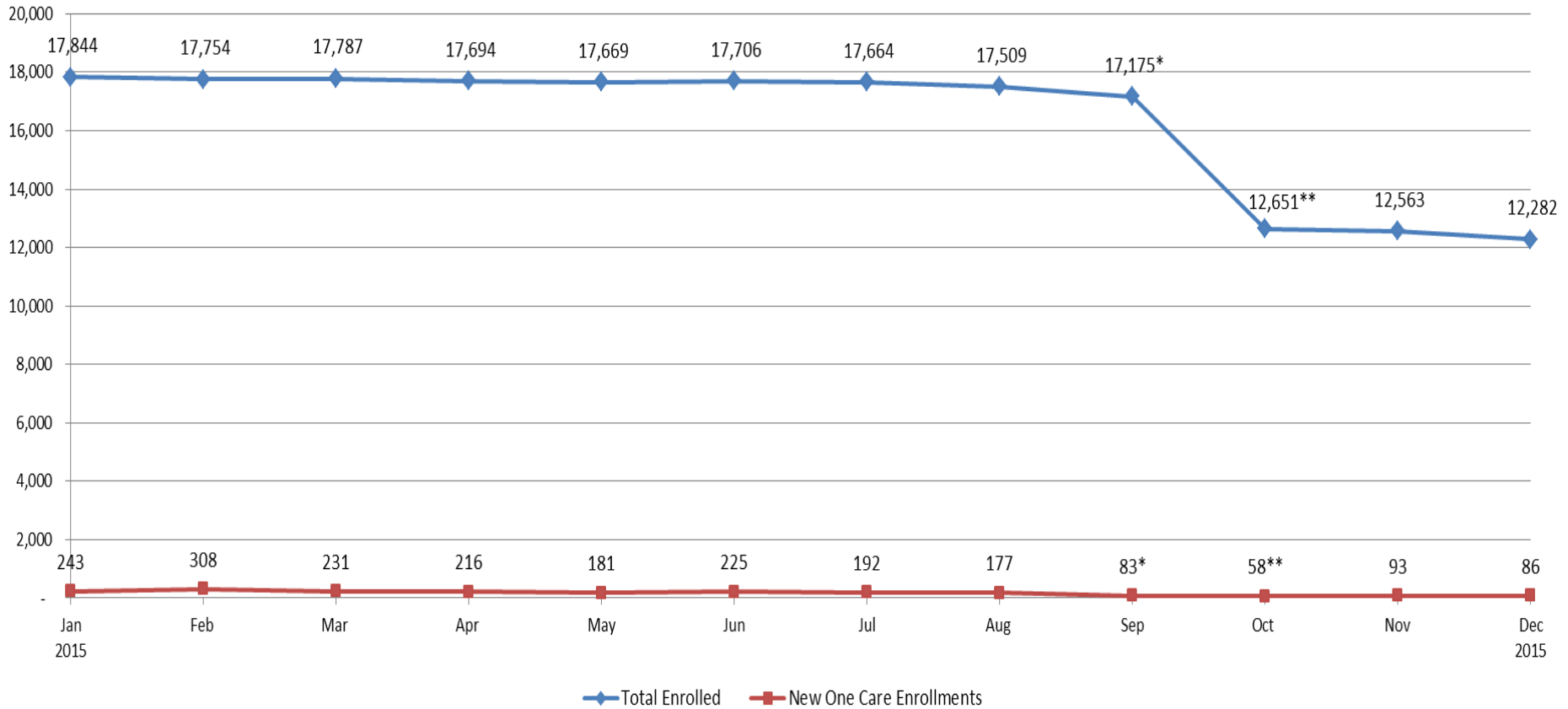
*Auto-assignment effective dates (Round 1: 1/1/2014, Round 2: 4/1/ 2014, Round 3: 7/1/2014, Round 4: 11/1/2014). Round 4 consisted only of auto-assignments to Tufts Health Plan.

Note: Data in the graph reflect current month information about enrollments. Monthly data may vary slightly from the previous reports due to enrollment status changes that have occurred since previous reports were issued.

Enrollment Over Time: Demonstration Year 2



Monthly One Care Enrollment
 Demonstration Year 2 (Jan. 2015- Dec. 2015)



*On August 7, 2015, CCA temporarily stopped accepting new One Care enrollments. Members previously enrolled with CCA for One Care were able to re-enroll.

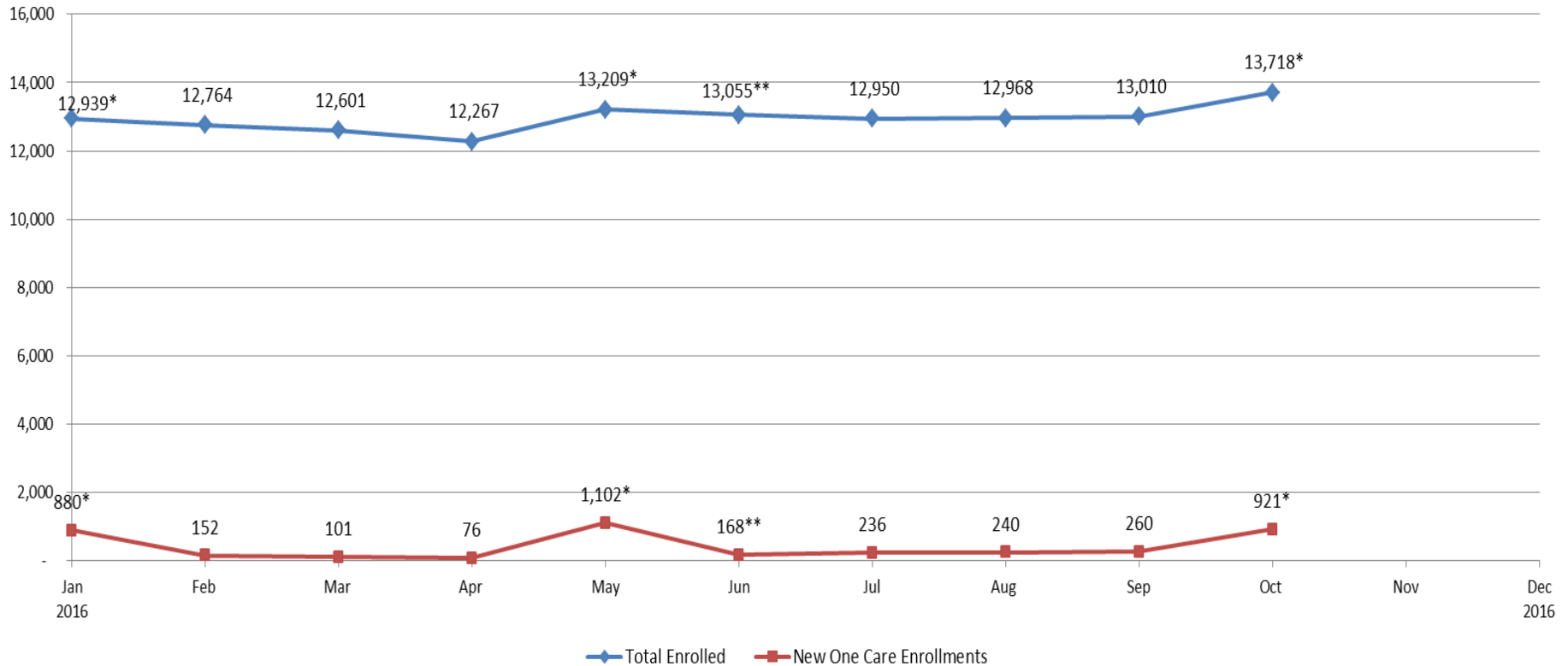
** Fallon Total Care ended its participation in One Care as of September 30, 2015.

Note: Data in the graph reflect current month information about enrollments. Monthly data may vary slightly from the previous reports due to enrollment status changes that have occurred since previous reports were issued.

Enrollment Over Time: Demonstration Year 3



Monthly One Care Enrollment
 Demonstration Year 3 (Jan. 2016- Dec. 2016)



*Auto-assignment effective dates (Round 5: 1/1/2016; Round 6: 5/1/2016; Round 7: 10/1/2016). Rounds 5 and 6 consisted only of auto-assignments to Tufts Health Plan; Round 7 consisted only of auto-assignments to CCA.

**CCA accepted limited enrollments for January 1 and May 1 in 2016, and in May fully reopened to new enrollments for June 1, 2016 and later dates.

Note: Data in the graph reflect current month information about enrollments. Monthly data may vary slightly from the previous reports due to enrollment status changes that have occurred since previous reports were issued.



Opt-Outs

- Total number of opt-outs as of October 1: 30,655
 - Will be excluded from any future auto-enrollment
 - If eligible, can choose to enroll by self-selection at any time
- Total opt-out number includes individuals who may be ineligible
- Of the 104,167 individuals who are eligible for One Care, 29.4% have chosen to opt out

Total Opt-Outs by County	
Essex	2,536
Franklin	410
Hampden	6,589
Hampshire	1,504
Middlesex	3,656
Norfolk	1,559
Plymouth	1,182
Suffolk	5,349
Worcester	7,682
Non-Demo Counties	188
Total	30,655

Visit us at www.mass.gov/masshealth/onecare

Email us at OneCare@state.ma.us