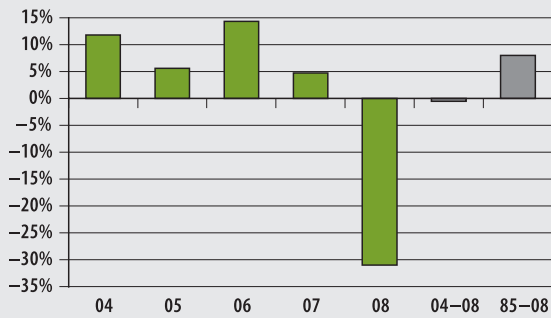


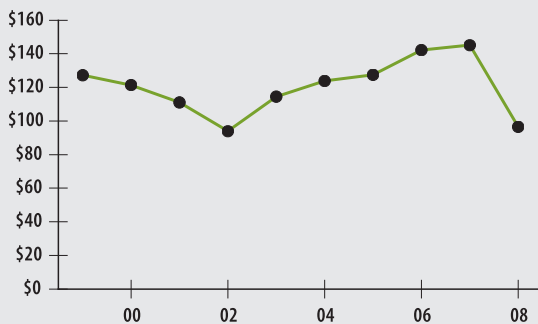
Funded Ratio (1987-2008)



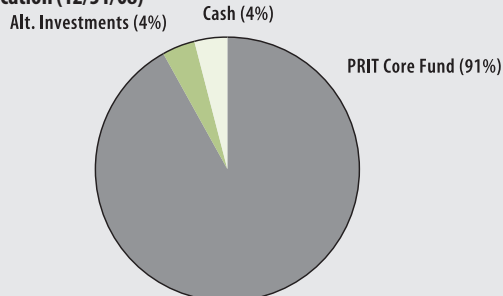
Investment Return (2004-2008, 5 Year and 24 Year Averages)



Asset Growth (1999-2008) (Market Value in Millions)



Asset Allocation (12/31/08)



ACTUARIAL

• Funded Ratio	75.3%
• Date of Last Valuation	01/08
• Actuary	Stone
• Assumed Rate of Return	7.75%
• Funding Schedule	2.45% Increasing
• Year Fully Funded	2019
• Unfunded Liability	\$47.4 M
• Total Pension Appropriation (Fiscal 2009)	\$7.2 M

	Active	Retired
• Number of Members	707	613
• Total Payroll/Benefit	\$27.8 M	\$12.8 M
• Average Salary/Benefit	\$39,300	\$20,900
• Average Age	49	74
• Average Service	11.3 years	NA

INVESTMENT

Alternative Investments

- Wilshire Private Markets Fund IV & VII

General Allocation

- PRIT

Custodian

- State Street

▶ 2008 Return	-30.99%
▶ 2008 Target	8.39%
▶ 2008 Market Value	\$96.5 M
▶ 2004-2008 (Annualized)	-.47%
▶ 1985-2008 (Annualized)	8.02%