

Boston

City Hall
Room 816
Boston, MA 02201
Phone 617-635-4305
Fax 617-635-4318

Board Members

John Perkins (Chairperson), Sally D. Glora,
Sean Kelly, Michael W. McLaughlin,
Mitchell Weiss

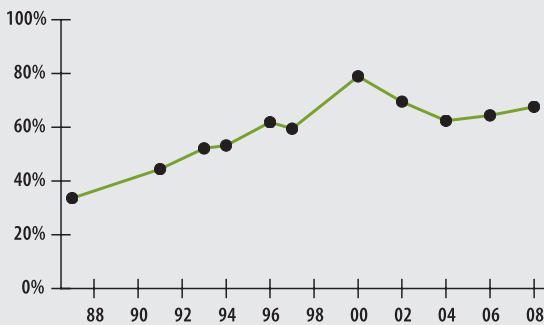
Board Administrator

Kathleen Kiely-Becchetti

Board Meeting

Monthly, date varies

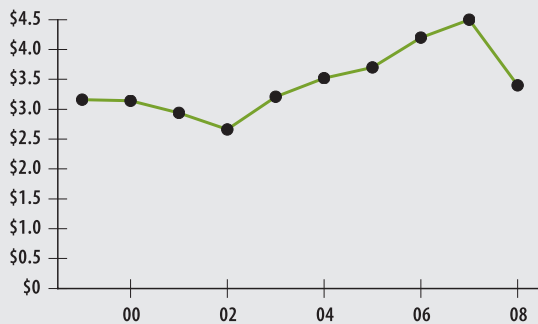
Funded Ratio (1987-2008)



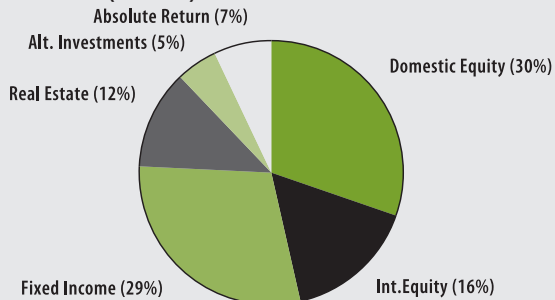
Investment Return (2004-2008, 5 Year and 24 Year Averages)



Asset Growth (1999-2008) (Market Value in Billions)



Asset Allocation (12/31/08)



ACTUARIAL

• Funded Ratio	67.6%
• Date of Last Valuation	01/08
• Actuary	Segal
• Assumed Rate of Return	8.00%
• Funding Schedule	4.5% Increasing
• Year Fully Funded	2023
• Unfunded Liability	\$2.1 B
• Total Pension Appropriation (Fiscal 2009)	\$244.3 M

	Active	Retired
• Number of Members	21,748	13,939
• Total Payroll/Benefit	\$1.3 B	\$371.1 M
• Average Salary/Benefit	\$61,100	\$26,600
• Average Age	45	NA
• Average Service	12.8 years	NA

INVESTMENT

Domestic Equity

- Boston Company
- Enhanced Investment Technologies (INTECH)
- J&W Seligman & Company, Inc.
- RhumbLine S&P 500 Pooled Index Fund
- SSgA Russell 2000 Growth Fund
- SSgA Russell 3000 Index SL Fund
- SSgA Russell 3000 Index Plus SL Fund
- Westfield Capital Management Company, LLC
- Zevenbergen Capital

International Equity

- Alliance Bernstein Emerging Markets Value Account
- Boston Company
- Fisher Investments Foreign Equity Fund
- PanAgora Asset Management
- Vontobel Asset Management

Domestic Fixed Income

- Fountain Capital Management, LLC
- Loomis Sayles Senior Loan Fund, LLC
- Richmond Capital Management
- SSgA Passive Bond Market Index SL Fund
- Wells Capital Management, Inc.

International Fixed Income

- Loomis, Sayles & Company, L.P.

Real Estate

- AEW Partners V, L.P.
- Arsenal Real Estate Fund IA, L.P.
- Capmark Investments / GMAC Commercial Realty Partners II, L.P.
- Hearthstone-MSII Homebuilding Investors
- Hearthstone Multi-State Residential Value Added Fund III
- Heitman Real Estate Fund IV

INVESTMENT

- INVESCO Core Real Estate Fund
- J.P. Morgan Special Situation Property Fund
- LaSalle Income & Growth Fund III & V
- Prudential Real Estate Investors (PRISA) Fund
- Prudential Real Estate Senior Housing Partners III
- Transwestern Mezzanine Realty Partners III
- Urdang Value Added Fund II

Alternative Investments

- Ascent Venture Partners III, L.P.
- Audax Mezzanine Fund, L.P.
- Audax Mezzanine Fund II
- Blue Point Capital Partners, L.P.
- Blue Point Capital Partners II, L.P.
- Boston Millennia Partners II, L.P.
- Commonwealth Capital Ventures III
- European Strategic Partners I, L.P.
- Evercore Capital Partners II, L.P.
- Evercore METC Capital Partners II, L.P.
- J.W. Childs Equity Partners III, L.P.
- Lexington Capital Partners V & VI, L.P.
- Lexington Middle Market Investors, L.P.
- Lexington Middle Market Investors II, L.P.
- Monitor Clipper Equity Partners, L.P.
- MPM BioVentures III & IV, L.P.
- New England Growth Fund I & II, L.P.
- Prudential Capital Partners, L.P.
- Prudential Capital Partners II
- Sanderling Venture Partners V & VI
- SCP Private Equity Partners II, L.P.
- Siguler Guff Distressed Opportunities Fund
- Siguler Guff Distressed Opportunities Fund II & III
- Standard Life European Strategic Partners Fund 2006
- Sterling Capital Partners, L.P.
- Sterling Capital Partners II & III
- Sterling Venture Partners, LLC

► **INVESTMENT (CONT.)**

- T. H. Lee Equity Partners, L.P.
- TH Lee Putnam Parallel Ventures, L.P.
- Thomas H. Lee Equity Advisors IV, LLC
- Thomas H. Lee Equity Fund V & VI, L.P.
- Thomas Weisel Global Growth Partners II
- Vanguard VI Annex Fund, L.P.
- Vanguard VII, L.P.
- Venture Lending & Leasing III, IV, & V

Hedge Fund

- Arden Endowment Advisors Fund
- Federal Street Associates Offshore Fund, Ltd.
- GAM U.S. Institutional Diversity Fund
- IVY Asset Mgmt—Maplewood Associates II, L.P.
- Mesirow Absolute Return Hub Fund
- Permal Fixed Income Holdings N.V.

Consultant

- New England Pension Consultants

Custodian

- State Street

► 2008 Return	-24.21%
► 2008 Target	8.00%
► 2008 Market Value	\$3.4 B
► 2004-2008 (Annualized)	3.20%
► 1985-2008 (Annualized)	8.71%