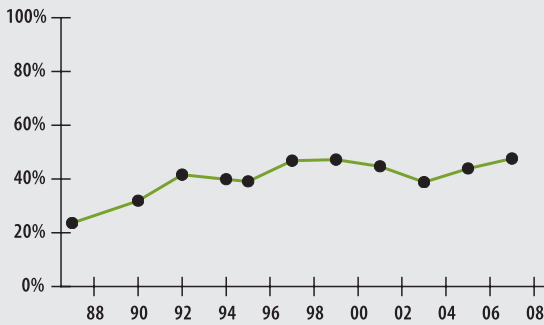


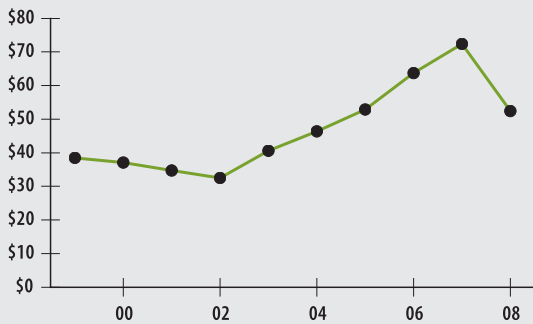
Funded Ratio (1987-2008)



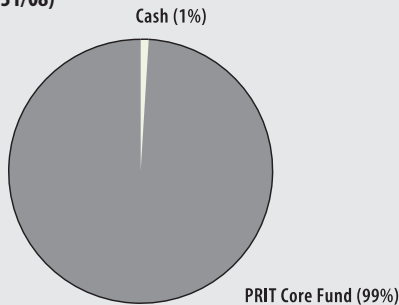
Investment Return (2004-2008, 5 Year and 24 Year Averages)



Asset Growth (1999-2008) (Market Value in Millions)



Asset Allocation (12/31/08)



ACTUARIAL

• Funded Ratio	47.6%
• Date of Last Valuation	01/07
• Actuary	PERAC
• Assumed Rate of Return	8.25%
• Funding Schedule	3.5% Increasing
• Year Fully Funded	2025
• Unfunded Liability	\$68.4 M
• Total Pension Appropriation (Fiscal 2009)	\$7.9 M

	Active	Retired
• Number of Members	692	384
• Total Payroll/Benefit	\$27.0 M	\$7.0 M
• Average Salary/Benefit	\$38,900	\$18,400
• Average Age	45	73
• Average Service	11.2 years	NA

INVESTMENT

- PRIT

▶ 2008 Return	-29.18%
▶ 2008 Target	8.39%
▶ 2008 Market Value	\$52.4 M
▶ 2004-2008 (Annualized)	2.95%
▶ 1985-2008 (Annualized)	7.32%