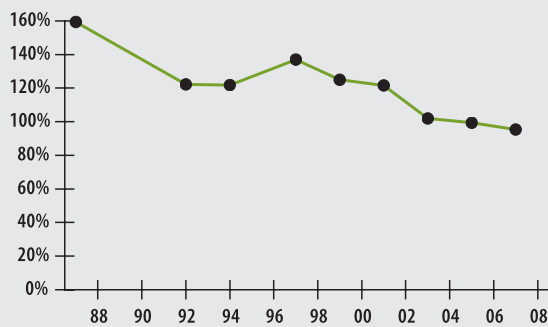


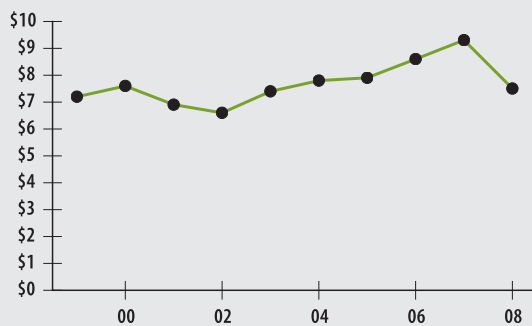
Funded Ratio (1987-2008)



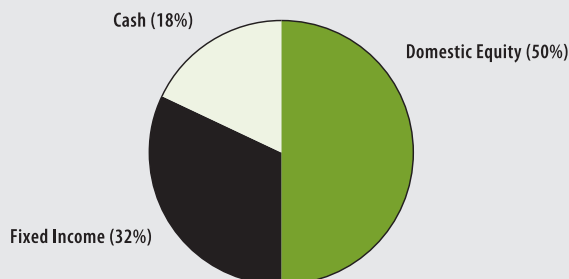
Investment Return (2004-2008, 5 Year and 24 Year Averages)



Asset Growth (1999-2008) (Market Value in Millions)



Asset Allocation (12/31/08)



ACTUARIAL

• Funded Ratio	95.3%
• Date of Last Valuation	01/07
• Actuary	PERAC
• Assumed Rate of Return	8.00%
• Funding Schedule	Level
• Year Fully Funded	2018
• Unfunded Liability	\$0.4 M
• Total Pension Appropriation (Fiscal 2009)	\$0.2 M

	Active	Retired
• Number of Members	42	19
• Total Payroll/Benefit	\$2.2 M	\$0.3 M
• Average Salary/Benefit	\$53,200	\$15,600
• Average Age	50	71
• Average Service	15.5 years	NA

INVESTMENT

Total Portfolio

- Bank of New York Mellon

Custodian

- Bank of New York Mellon

▶ 2008 Return	-20.13%
▶ 2008 Target	8.00%
▶ 2008 Market Value	\$7.5 M
▶ 2004-2008 (Annualized)	.90%
▶ 1985-2008 (Annualized)	6.61%