

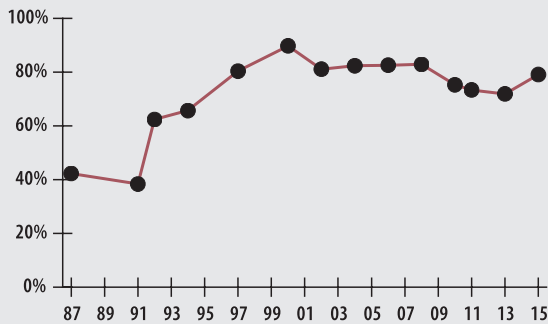
## North Attleboro

500 East Washington Street, 2nd Floor  
North Attleboro, MA 02760  
Phone 508-699-0119  
Fax 508-699-0127

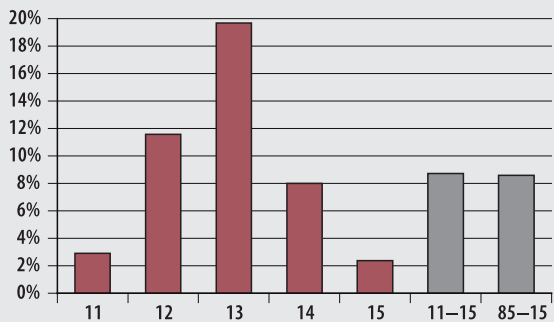
**Board Members**  
Craig R. Chapman (Chairperson),  
John Q. Adams, Brian D. Brousseau,  
Lynn M. Carley, Michael R. Cornetta

**Board Administrator**  
Debra A. Bush  
**Board Meeting**  
Fourth Tuesday of each month

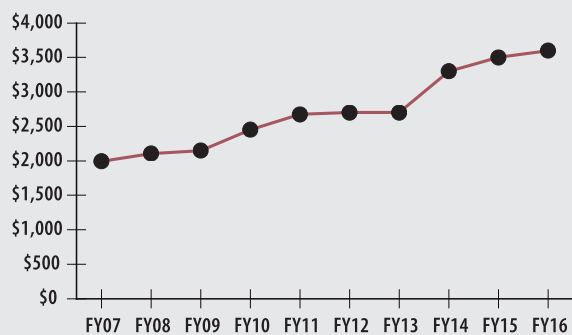
### FUNDED RATIO (1987-2015)



### INVESTMENT RETURN (2011-2015, 5 YEAR AND 31 YEAR AVERAGES)



### 10-YEAR HISTORY OF APPROPRIATIONS (IN THOUSANDS)



### INVESTMENT RETURN HISTORY

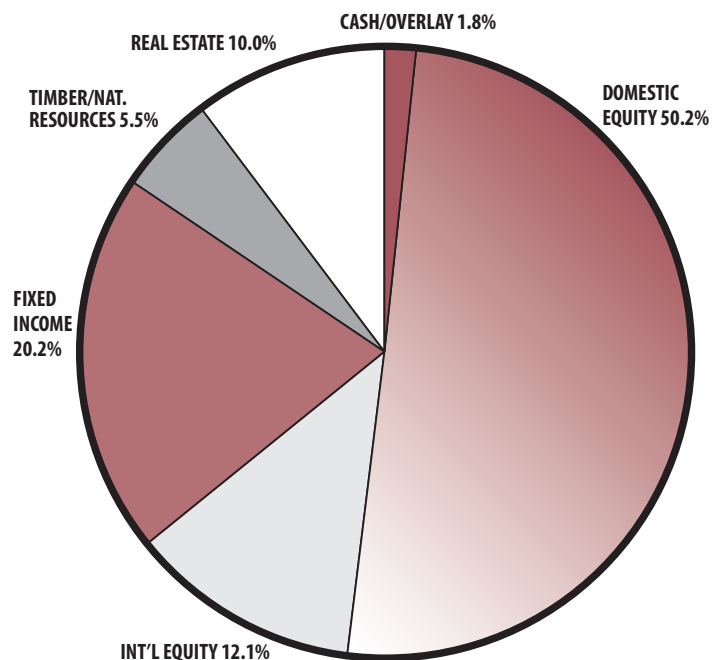
<b>31 years 2015</b> 8.60%	<b>30 years 2014</b> 8.81%	<b>29 years 2013</b> 8.84%
<b>10 years 2015</b> 6.37%	<b>10 years 2014</b> 6.59%	<b>10 years 2013</b> 6.90%
<b>5 years 2015</b> 8.74%	<b>5 years 2014</b> 11.15%	<b>5 years 2013</b> 13.36%

## ACTUARIAL

▶ Funded Ratio	79.1%
▶ Date of Last Valuation	01/15
▶ Actuary	Sherman Actuarial Services, LLC
▶ Assumed Rate of Return	8.00%
▶ Funding Schedule	4.0% Increasing
▶ Year Fully Funded	2032
▶ Unfunded Liability	\$23.9 M
▶ Total Pension Appropriation (Fiscal 2016)	\$3.6 M

	ACTIVE	RETIRED
▶ Number of Members	479	247
▶ Total Payroll/Benefit	\$22.7 M	\$5.4 M
▶ Average Salary/Benefit	\$47,400	\$21,900
▶ Average Age	NA	70
▶ Average Service	NA	NA

## ASSET ALLOCATION (12/31/15)



## EARNED INCOME OF DISABILITY RETIREES (2014)

▶ Number of Disability Retirees	21
▶ Number Who Reported Earnings	9
▶ Number of Excess Earners	1
▶ Total Amount of Refund Due	\$8,352.36

▶ 2015 Return	2.39%
▶ 2015 Market Value	\$96.8 M
▶ 2011-2015 (Annualized)	8.74%
▶ 1985-2015 (Annualized)	8.60%