



PRESENTATION TO THE STATE RETIREE BENEFITS TRUST FUND BOARD

PRESENTED BY

Francesco Daniele, Director of Client Services

Laura Strickland, Senior Client Services Officer

Emily Green, Senior Client Services Analyst

MAY 12, 2022

Deborah B. Goldberg, Treasurer and Receiver General, Chair

Michael G. Trotsky, CFA, Executive Director and Chief Investment Officer

Table of Contents

• PRIM Board & PRIT Fund Overview	3
• PRIM's FUTURE Initiative	12
• Economic Backdrop	15
• PRIT Fund Asset Allocation Targets	18
• PRIT Fund Performance	22
• SRBT Fund Performance	29
• Municipal Outreach	31
• Contact Information	34

A blue-tinted photograph of a city skyline, likely Boston, viewed from across a body of water. The skyline includes several tall skyscrapers and a mix of urban buildings. In the foreground, there is a paved walkway with some greenery and a low stone wall.

PRIM BOARD & PRIT FUND OVERVIEW



AS OF MARCH 31, 2022

PRIT Fund Snapshot

As of March 31, 2022

PRIT FUND FACTS

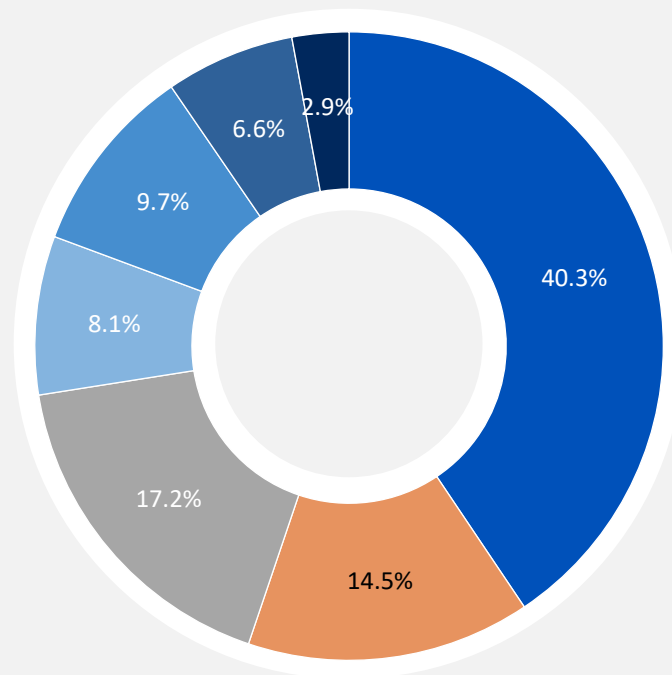
- \$101.5 billion AUM
- 56 public markets portfolios
- 16 real estate, timber and REIT portfolios
- 100+ private equity managers;
200+ partnerships
- 34 portfolio completion strategies managers

OVERSIGHT AND STAFFING

- 9 appointed and elected trustees
- 4 advisory committees, consisting of 35 industry professionals and Board members
- Staff of over 50 professionals
 - 2 PhDs
 - 25 Masters
 - 14 CFAs
 - 6 CPAs
 - 2 CAIAs
 - 1 FRM
 - 1 CRE
 - 19 CFA Investment Foundations Program Certificate Holders

ASSET ALLOCATION

(as of 3/31/22)



TARGET RANGES

(approved 2/17/22)

- Global Equities 33% - 43%
- Core Fixed Income 12% - 18%
- Private Equity 12% - 18%
- Portfolio Completion Strategies 7% - 13%
- Real Estate 7% - 13%
- Value-Added Fixed Income 5% - 11%
- Timberland 1% - 7%

About PRIM



\$101.5 billion investment fund that invests public employee pension benefits

- PRIM has a professional, experienced and focused investment staff.
- PRIM does not administer benefits.

PRIM's mission is to relieve the pension funding burden on the taxpayer

- Self-funded agency which generates asset returns for the Massachusetts pension system.
- PRIM's Project SAVE initiative is achieving over \$250 million annualized value enhancing activities for the fund annually.

PRIM is independent and governed by a nine-member Board of Trustees

- Massachusetts State Treasurer is the Chair of the PRIM Board.
- A robust committee structure lends investment and operational expertise to the decision-making process.



PRIM Core Beliefs

We believe that any investment must be evaluated on three equally important parameters: return, risk and cost.

We don't make tactical asset allocation decisions or investment decisions based on market or economic predictions. Instead, we engineer a strategic, long-term asset allocation strategy that we hope will stand the test of a long-time horizon.

We value a basis point of cost reduction more than a basis point of return. Because we can count on cost savings every year, but nobody ever really knows what the markets will deliver.

PRIM Top 10 Accomplishments

1

Stable organization: Exceptional staff with low turnover supported by a strong, stable Board and Committee structure

2

National recognition for PRIM and its staff

3

Strong relative and absolute investment performance

4

Sophisticated risk management platform and framework

5

Methodical asset allocation decisions

6

Project SAVE

7

Re-engineered Hedge Fund program – Portfolio Completion Strategies

- Direct hedge funds
- Hedge fund replication
- Emerging manager direct hedge fund
- Hedge fund and other credit fund co-investment

8

Enhanced manager search and selection process

9

Private Equity co-investment

10

Direct Real Estate Program

PRIM Board



Chair
DEBORAH B. GOLDBERG
State Treasurer and
Receiver General,
Commonwealth of Massachusetts



**Ruth Ellen
Fitch**

Appointee of
the State
Treasurer



**James B.G.
Hearty**

Designee
of the
Governor,
Ex Officio
Member



**Peter
Monaco**

Appointee
of the
Governor,
Non-State
Employee or
Official



Carly Rose

Appointee
of the
Governor,
Public Safety



**Theresa F.
McGoldrick,
Esquire**

State
Retirement
Board
Member
(SRB)



**Dennis J.
Naughton**

Teachers'
Retirement
Board
Member
(TRB)



**Robert L.
Brousseau**

Elected
Representative
State Teachers'
Retirement
System



**Paul E.
Shanley,
Esquire**

Elected
Representative
State
Employees
Retirement
System



PRIM Advisory Committees

Investment Committee

The Committee advises the Board with respect to the asset allocation policy of PRIM and related investment policies and assist the Board in overseeing the investment program. The mandate of the Investment Committee does not include real estate and timber. Members include:

1. **Deborah B. Goldberg**, Chair, Treasurer and Receiver General of Massachusetts, PRIM Board Chair (Ex Officio)
2. **Joseph C. Bonfiglio**, Massachusetts & Northern New England Laborers' District Council
3. **C. LaRoy Brantley**, Investment Consultant
4. **Michael Even**, Former President and CEO, Numeric Investors
5. **Constance M. Everson**, CFA, Managing Director, Capital Markets Outlook Group
6. **Ruth Ellen Fitch**, Esq., Board Member, Former President and CEO, the Dimock Center
7. **James B. G. Hearty**, Board Member, Former Partner, Clough Capital (Ex Officio)
8. **Peter Monaco**, Board Member, Managing Director, Raptor Group
9. **Phillip H. Perelmutter**, Former Managing Partner, Wellington Management
10. **Philip Rotner**, Chief Investment Officer, Boston Children's Hospital
11. **Paul E. Shanley**, Esq., Board Member, Director of Professional Liability, Amity Insurance
12. **Glenn P. Strehle**, CFA, Treasurer Emeritus, MIT
13. **Timothy L. Vaill**, Former Chairman and CEO, Boston Private Holdings

Real Estate Committee

The Committee advises the Board in setting investment policy within the real estate and timber portfolios and assist the Board in overseeing these portfolios. Members include:

1. **Jill S. Hatton**, CRE, Chair, Real Estate Investment Professional
2. **Deborah B. Goldberg**, Treasurer and Receiver General of Massachusetts, PRIM Board Chair (Ex Officio)
3. **Lydia Chesnick**, Esq., Partner, Bernkopf Goodman LLP
4. **Robert Gifford**, RGA Corp.
5. **Anthony E. Hubbard**, Esq., CVS Health
6. **Jack Lutz**, PhD., Forest Research Group
7. **William F. (Bill) McCall, Jr.**, CRE, McCall & Almy, Inc.
8. **Garlan Morse, Jr.**, CRE, Morris and Morse Company, Inc.
9. **Peter F. O'Connell**, Marina Bay Company
10. **Carly Rose**, Board Member, Public Safety Union Member



PRIM Advisory Committees

Administration and Audit Committee

The Committee assists the Board in overseeing all issues related to the governance, administration, and audit functions of PRIM, and to provide recommendations for the Board's consideration. Members include:

1. **Robert L. Brousseau**, Chair, Board Member, Retired Teacher, Town of Wareham School System
2. **Deborah B. Goldberg**, Treasurer and Receiver General of Massachusetts, PRIM Board Chair (Ex Officio)
3. **Patrick E. Brock**, Chairman, Hampshire County Retirement Board
4. **Karen E. Gershman**, CPA, Former Partner and Chief Operating Officer, Health Advances
5. **James B. G. Hearty**, Board Member, Former Partner, Clough Capital (Ex Officio)
6. **Theresa F. McGoldrick**, Esq., Board Member, National Executive Vice President, National Association of Government Employees (NAGE)
7. **Dennis J. Naughton**, Board Member, Retired Educator, Millis Public Schools
8. **Michele A. Whitham**, Esq., Founder & Principal, Whitham Law LLC

Compensation Committee

The Committee assists the Board in overseeing staff compensation and benefit policies. The Administration and Audit Committee is responsible for assisting the Board on other human resource matters. Members include:

1. **Michele A. Whitham**, Esq., Chair, Founder & Principal, Whitham Law LLC
2. **Deborah B. Goldberg**, Treasurer and Receiver General of Massachusetts, PRIM Board Chair (Ex Officio)
3. **Robert L. Brousseau**, Board Member, Retired Teacher, Town of Wareham School System
4. **Patrick E. Brock**, Chairman, Hampshire County Retirement Board

Recent Recognition

Institutional Investor's Public Plan of the Year Award Finalist

MassPRIM's Portfolio Completions Strategies team was one of six finalists for "Plan of the Year" at their Allocators' Choice Awards. This is the seventh time MassPRIM has been recognized for outstanding innovation by Institutional Investor, as nominated by industry peers and colleagues, including "Partnership of the Year" - finalist, 2021, "Plan of the Year" – winner, 2016, "Plan of the Year" – nominee 2017, 2018, 2019, 2020, and Michael Trotsky, CFA, Executive Director and Chief Investment Officer of MassPRIM "Lifetime Achievement Award" in 2019. (April 2022)

Founding Signatory – CFA Institute's Diversity, Equity, and Inclusion Code

MassPRIM became a founding signatory to the CFA Institute's first-ever Diversity, Equity, and Inclusion Code for the Investment Profession. DEI Code signatories commit to six metrics-based Principles and to accelerate and amplify the impact of their commitment by making the economic, business, and moral case for diversity, equity, and inclusion. (March 2022)

PRIM FUTURE Initiative on Diversity & Inclusion

PRIM launched the FUTURE initiative, which is designed to implement the newly created Investment Equity law, the law created and championed by Treasurer Goldberg and signed into law in January 2021. The new law will help PRIM create an enhanced pathway for diverse investment managers and vendors to compete successfully for contracts. (May 2021)

MIT Sloan/MassPRIM Collaboration on Environmental, Social, and Governance Ratings Research

PRIM has joined with the MIT Sloan Sustainability Initiative as the founding member of the Aggregate Confusion Project. The groundbreaking collaboration seeks to create more reliable and transparent ESG data and benchmarks for Investors. (September 2020)

GIPS Compliance

For the 4th consecutive year, MassPRIM has completed the CFA Institute's Global Investment Performance Standards of Integrity and transparency. MassPRIM is one of only a handful of large public pension plans to comply with the GIPS standards. Additionally, Matt Liposky, MassPRIM's Chief Investment Operations Officer, was selected to the CFA Institute's GIPS Standards Asset Owner Subcommittee. (August 2021)

Certificate of Achievement for Excellence in Financial Reporting – Government Finance Officer Association

MassPRIM was awarded the Government Finance Officer Association's Certificate of Achievement for Excellence in Financial Reporting for the 16th consecutive year. (June 2021)

MassPRIM's Private Equity Portfolio ranked #4 by the American Investment Council

MassPRIM's Private Equity Portfolio has been ranked #4 among 176 U.S. public pension funds based on 10-year performance by the American Investment Council's Public Pension Study. MassPRIM is the only fund that has been in the top five every year the study has been conducted, including #1 rankings in 2019, 2018, 2015, and 2013. (July 2021)



PRIM'S FUTURE INITIATIVE



PRIM's FUTURE Initiative

PRIM believes that diversity of thought and investment equity is critical to the FUTURE success of PRIM and the asset management industry. To successfully implement and accomplish these goals, PRIM must plan for the FUTURE:

F U T U R E

Firmwide Commitment

Continuation of PRIM's firmwide commitment to diversity and inclusion and diversity of thought.

Unbiased

PRIM will remain unbiased when evaluating and selecting investment managers or other vendors.

Transparent

PRIM will be fully transparent as to the progress toward our goals, as well as our successes and challenges.

Utilize Technology

PRIM will utilize technology to successfully track and manage the amount of data this initiative requires.

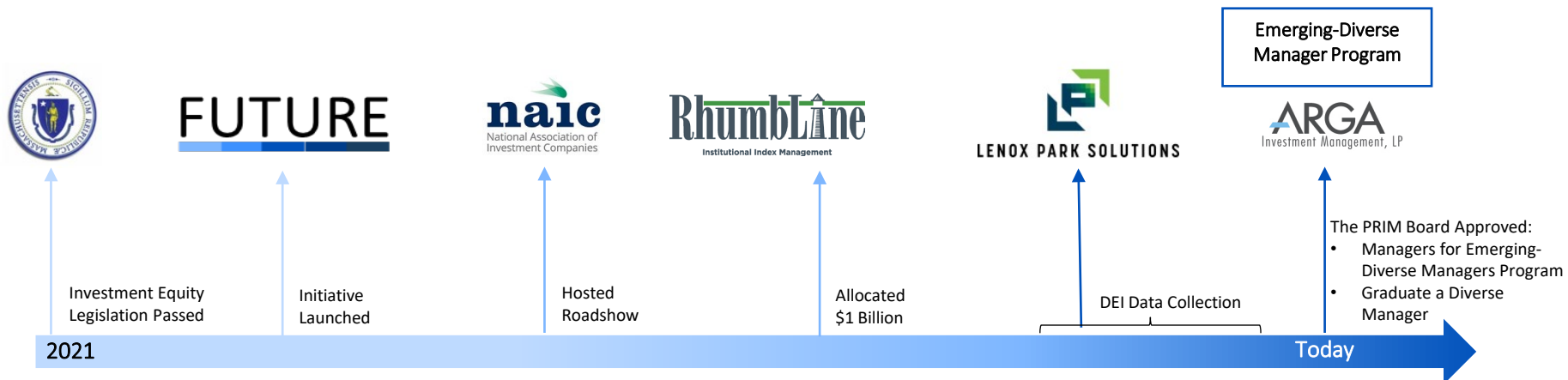
Resources

PRIM will employ additional internal and external resources as required to accomplish our goals.

Expand

PRIM will expand the conversation about diversity and inclusion in the asset management industry by being at the forefront of meaningful change.

FUTURE Initiative Update



Investment Equity Legislation Passed

- Investment Equity Legislation passed that sets goals for PRIM to reduce barriers and increase the use of diverse investment managers and vendors.

Reduced Barriers

- Identified, researched and recommending managers for PRIM's Emerging-Diverse Manager Program.

Enhance Diversity, Equity & Inclusion (DEI) Reporting

- Hired Lenox Park Solutions (Lenox Park) to survey, measure and track comprehensive DEI information for all of PRIM's investment managers and vendors. Survey launched on October 25th.

Improved Sourcing

- Hosted a NAIC Roadshow of diverse managers. (July 15th)
- Received 60+ diverse manager submissions on new PRIM webpage.

Allocated Capital to Diverse Managers

- In 2021, PRIM committed \$2.2 billion to diverse managers.

Graduate Managers

- In December, the PRIM Board voted to graduate a diverse manager (Arga) from the Xponance manager-of-managers portfolio.

PRIM staff continues to meet, discuss and partner with industry leaders on DEI.



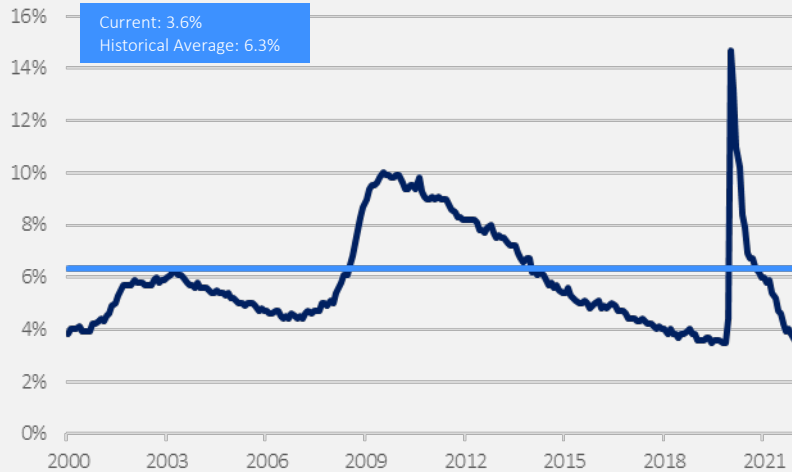
ECONOMIC BACKDROP

**Mass
PRIM**

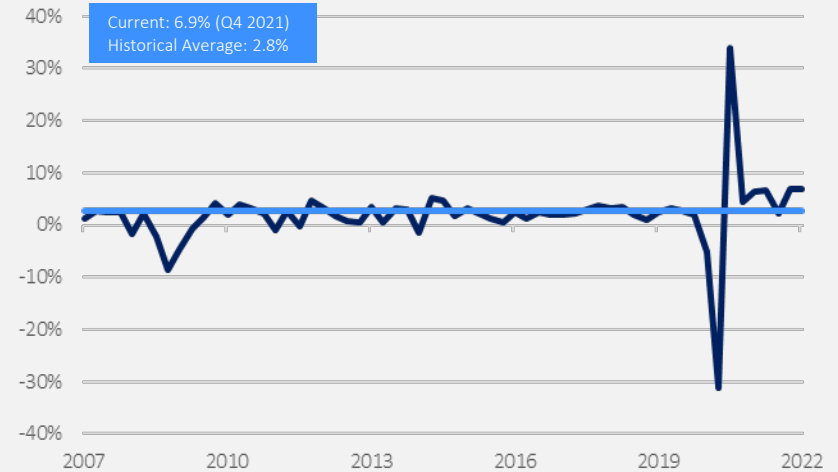
AS OF MARCH 31, 2022

U.S. Economic Data

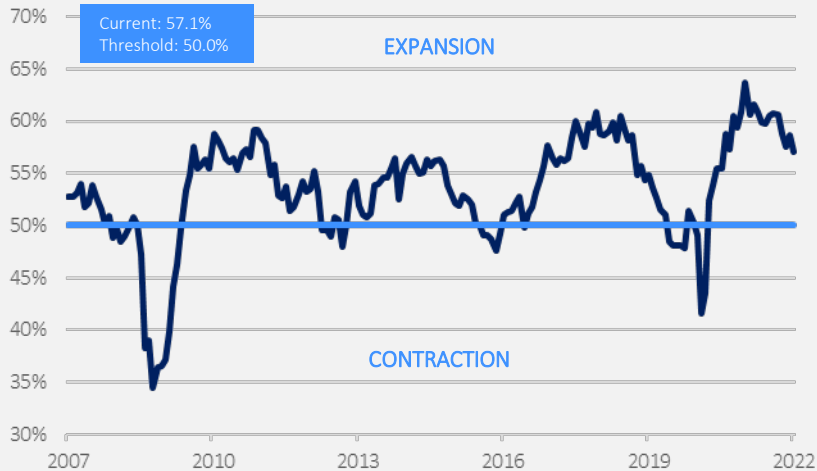
UNEMPLOYMENT RATE



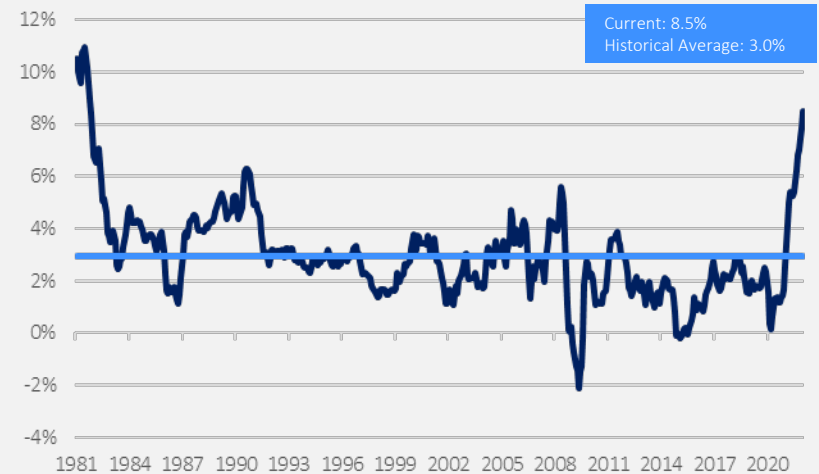
GDP GROWTH RATE



MANUFACTURING PMI

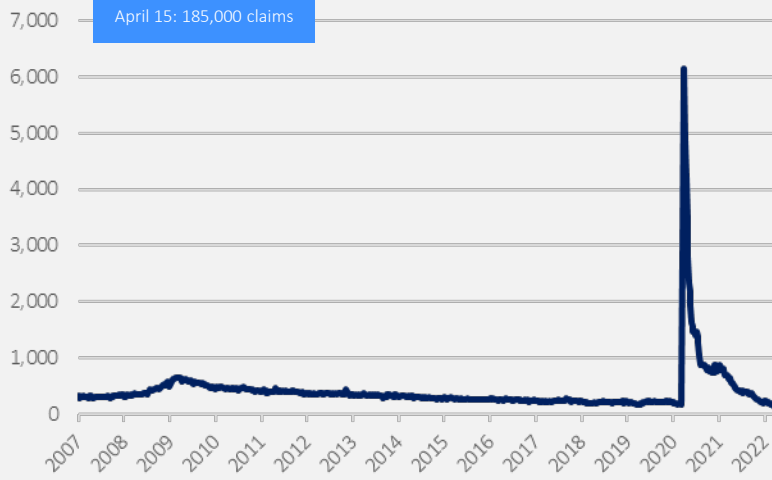


CONSUMER PRICE INDEX

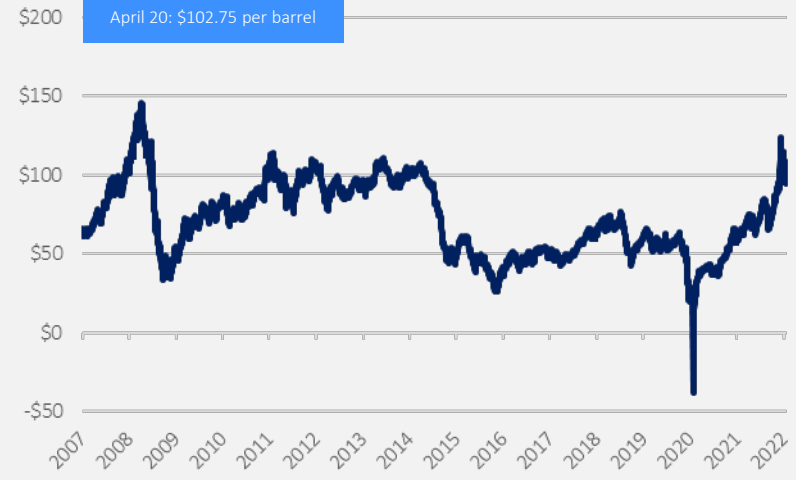


U.S. Economic Data

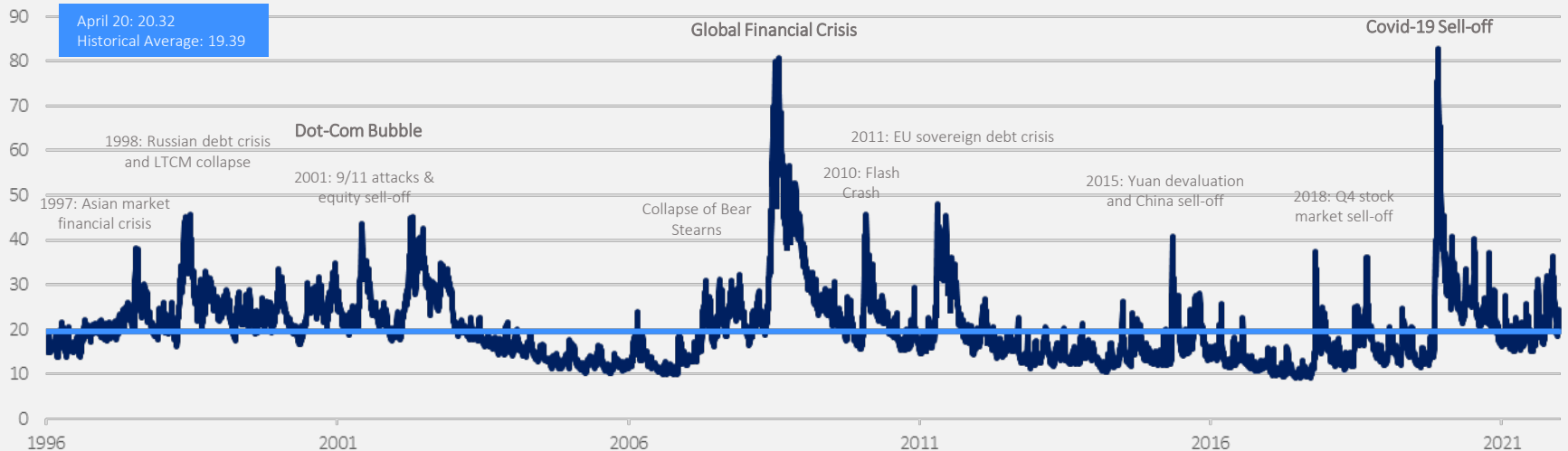
WEEKLY INITIAL JOBLESS CLAIMS (IN MILLIONS)



WTI CRUDE OIL (\$/BBL)



CBOE MARKET VOLATILITY INDEX (VIX)



The background of the slide is a photograph of a city skyline, likely Boston, featuring several tall skyscrapers and a prominent cable-stayed bridge. The image is overlaid with a semi-transparent blue filter. In the center, the text "PRIT FUND" and "ASSET ALLOCATION TARGETS" is displayed in large, white, sans-serif capital letters. In the lower center, the "Mass PRIM" logo is visible, consisting of three vertical bars of increasing height followed by the text "Mass" and "PRIM" in a bold, sans-serif font.

PRIT FUND ASSET ALLOCATION TARGETS

Mass
PRIM

Changes to Target Ranges – PRIT Fund Asset Allocation

Approved February 17, 2022

Increase in Allocation Range

Private Equity:
Target Band moves up 1%

Same Allocation Range

Core Fixed Income:
Target Band stays the same

Value-Added Fixed Income:
Target Band stays the same

Real Estate:
Target Band stays the same

Timberland:
Target Band stays the same

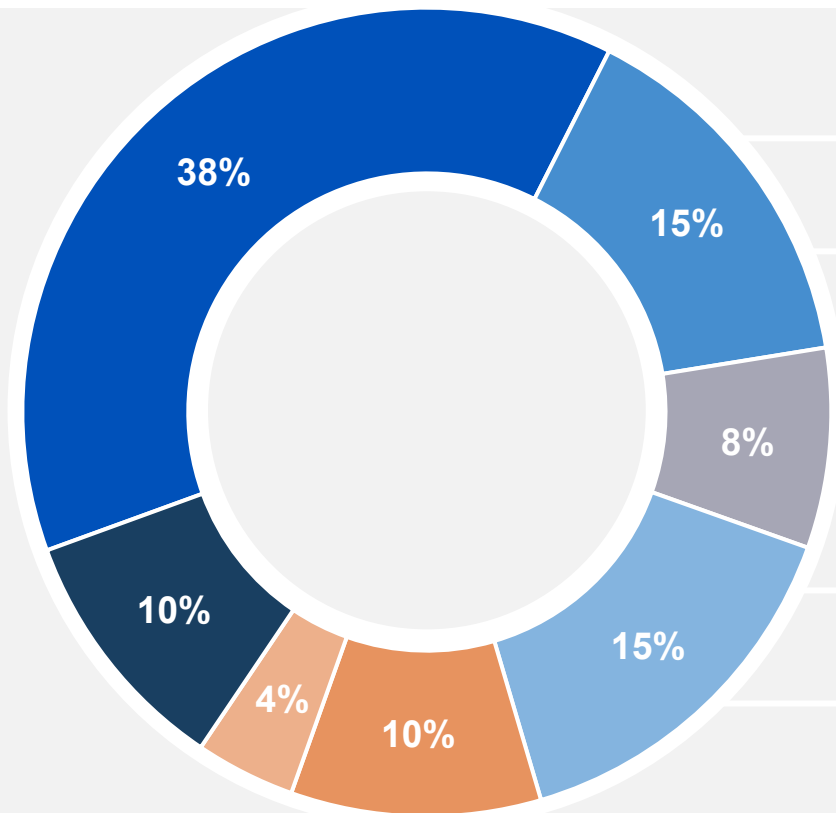
**Portfolio Completion
Strategies:**
Target Band stays the same

Decrease in Allocation Range

Global Equity:
Target Band moves down 1%

PRIT Asset Allocation

Approved February 17, 2022



	AA 2021 Approved Range	AA 2022 Approved Range
Global Equity (including Hedged US Equity)	34% - 44%	33% - 43%
Core Fixed Income	12% - 18%	No Change
Value-Added Fixed Income	5% - 11%	No Change
Private Equity	11% - 17%	12% - 18%
Real Estate	7% - 13%	No Change
Timberland	1% - 7%	No Change
Portfolio Completion Strategies	7% - 13%	No Change

The ranges in the PRIM asset allocation reflect the long-standing use of bands around a midpoint. Managing the asset allocation to a particular midpoint in the range is not always possible, practical or advisable.

PRIM 2022 Asset Allocation Recommendations

NEPC Capital Market Assumptions with PE and Global Equity Changes

		12/31/21 Asset Class Assumptions	
Asset Classes	Target Range	10 Yr. Expected Return	30 Yr. Expected Return
US Equity ¹		4.6%	6.3%
International Equities ²		5.4%	6.4%
Emerging International Equities ³		8.3%	8.7%
Hedged Equity ⁴		4.2%	5.7%
Global Equity	33% - 43%		
Core Bonds		2.0%	3.1%
Short-Term Fixed Income ⁵		1.4%	2.4%
20+ Yr. Treasury STRIPS		1.0%	2.1%
TIPS/ILBs		1.2%	2.3%
Core Fixed Income	12% - 18%		
Value-Added Fixed Income ⁶	5% - 11%	5.2%	6.4%
Private Equity	12% - 18%	9.1%	10.1%
Real Estate ⁷	7% - 13%	5.0%	6.0%
Timberland ⁸	1% - 7%	5.3%	6.6%
Portfolio Completion (PCS) ⁹	7% - 13%	4.2%	5.4%
Total Fund Expected Return¹⁰		5.7%	6.9%

1. Blended allocation to large-cap equity, small-cap equity, micro-cap equity

2. Blended allocation to large-cap equity and small-cap equity

3. Blended allocation to large-cap equity and small-cap equity

4. Modeled as US LIBOR, US large-cap equity, and US small-cap equity

5. Modeled as Short-Term Treasury

6. Blended allocation to high yield, bank loans, EMD, private debt

7. Blended allocation to Private Real Estate and REITs

8. Timberland is modeled as Private Real Assets Infrastructure/Land

9. Modeled as equal weighted blend of Hedge Fund Equity, Credit, and Macro

10. Asset classes modeled at the midpoint of the asset allocation range

A blue-tinted photograph of a city skyline at dusk or dawn, viewed from across a body of water. In the foreground, there is a cobblestone walkway and a low stone wall. The city skyline features several tall buildings, some with lights on. The overall scene is serene and urban.

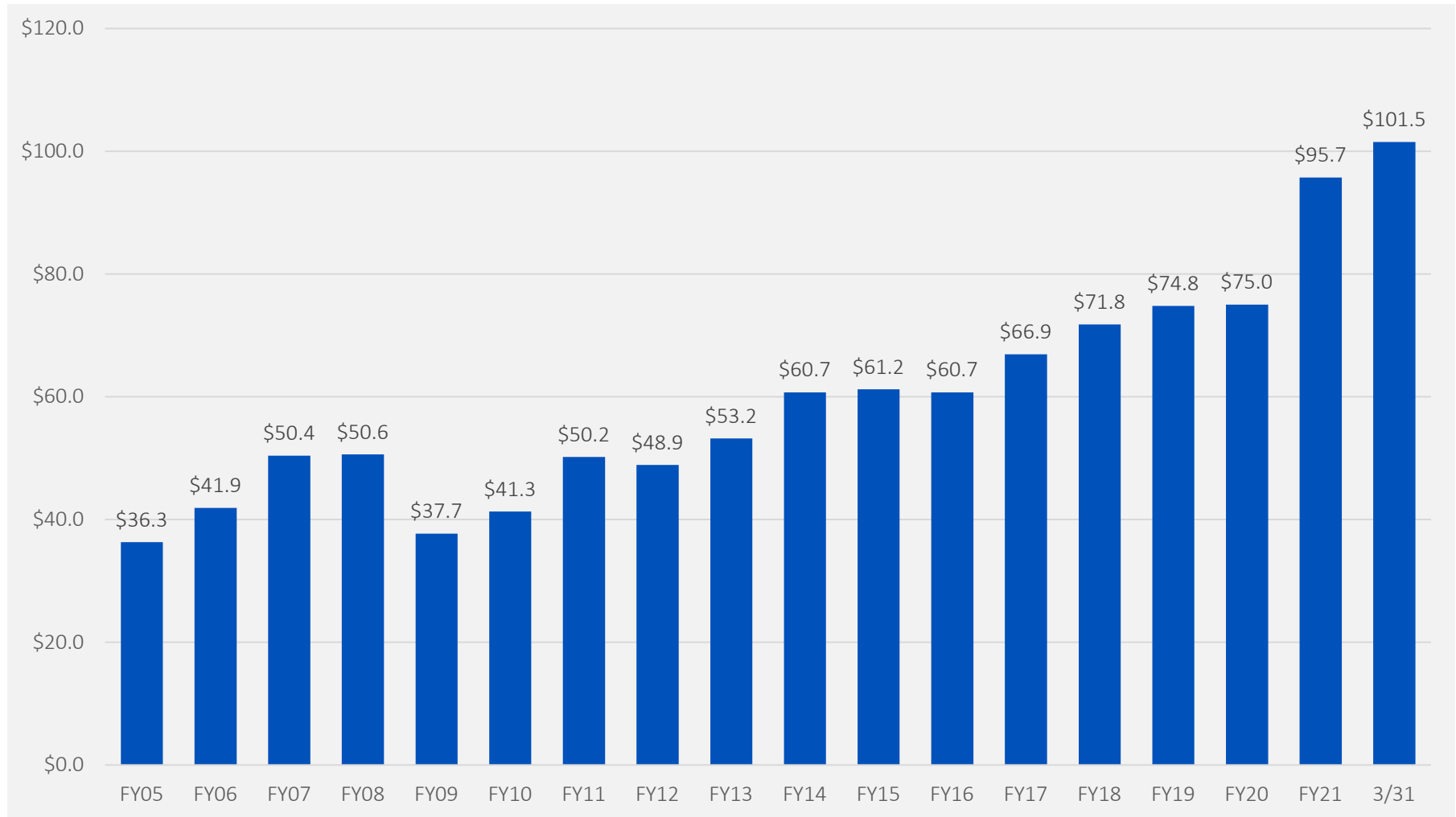
PRIT FUND PERFORMANCE

**Mass
PRIM**

AS OF MARCH 31, 2022

Total PRIT Fund Fiscal Year Market Value

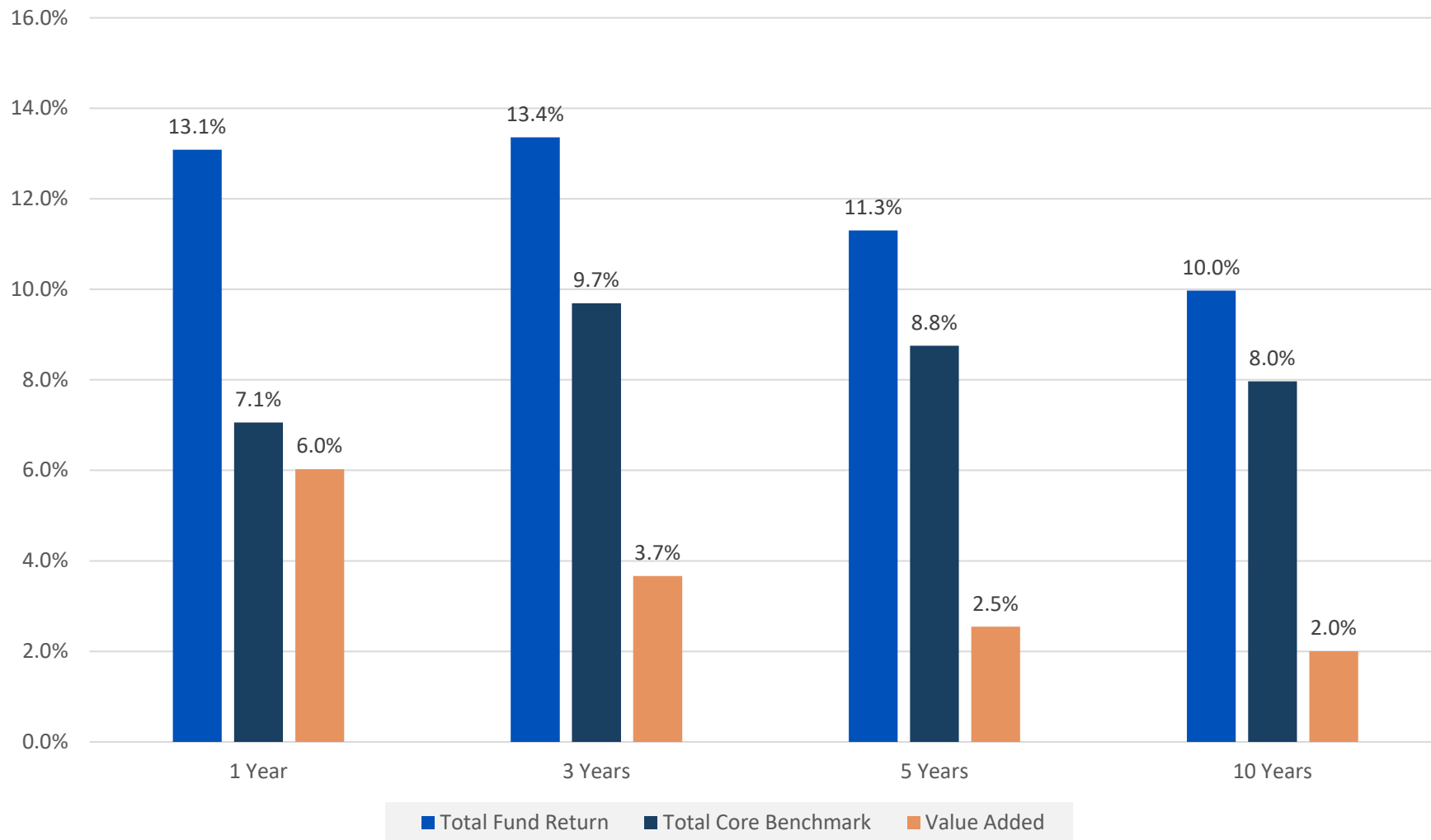
Value (\$Billions)



Source: BNY Mellon. As of March 31, 2022.

PRIT Fund Total Returns

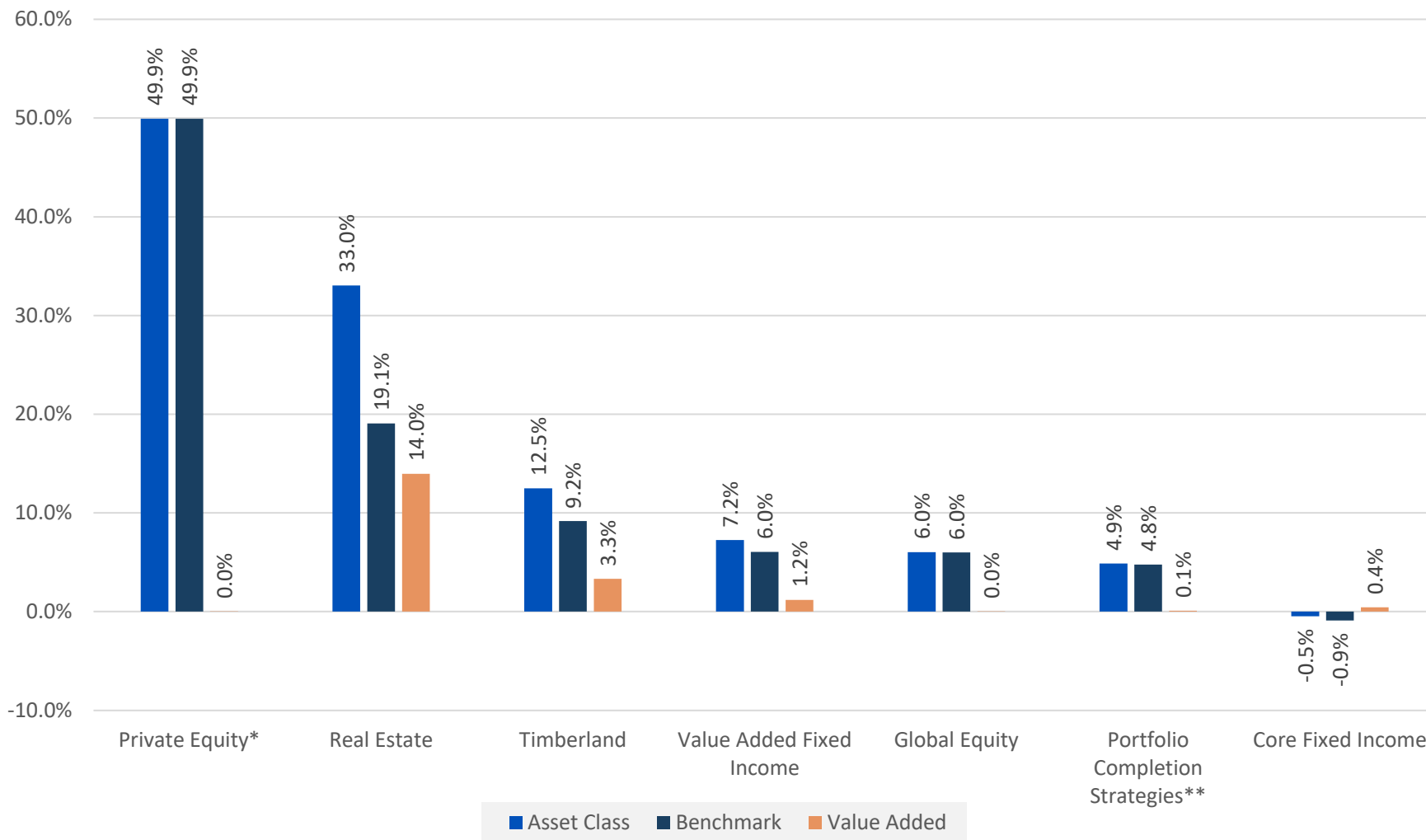
Annualized Returns as of March 31, 2022 (Gross of Fees)



Source: BNY Mellon. Totals may not add due to rounding. Total Core Benchmark includes private equity benchmark.

PRIT Asset Class Performance Summary

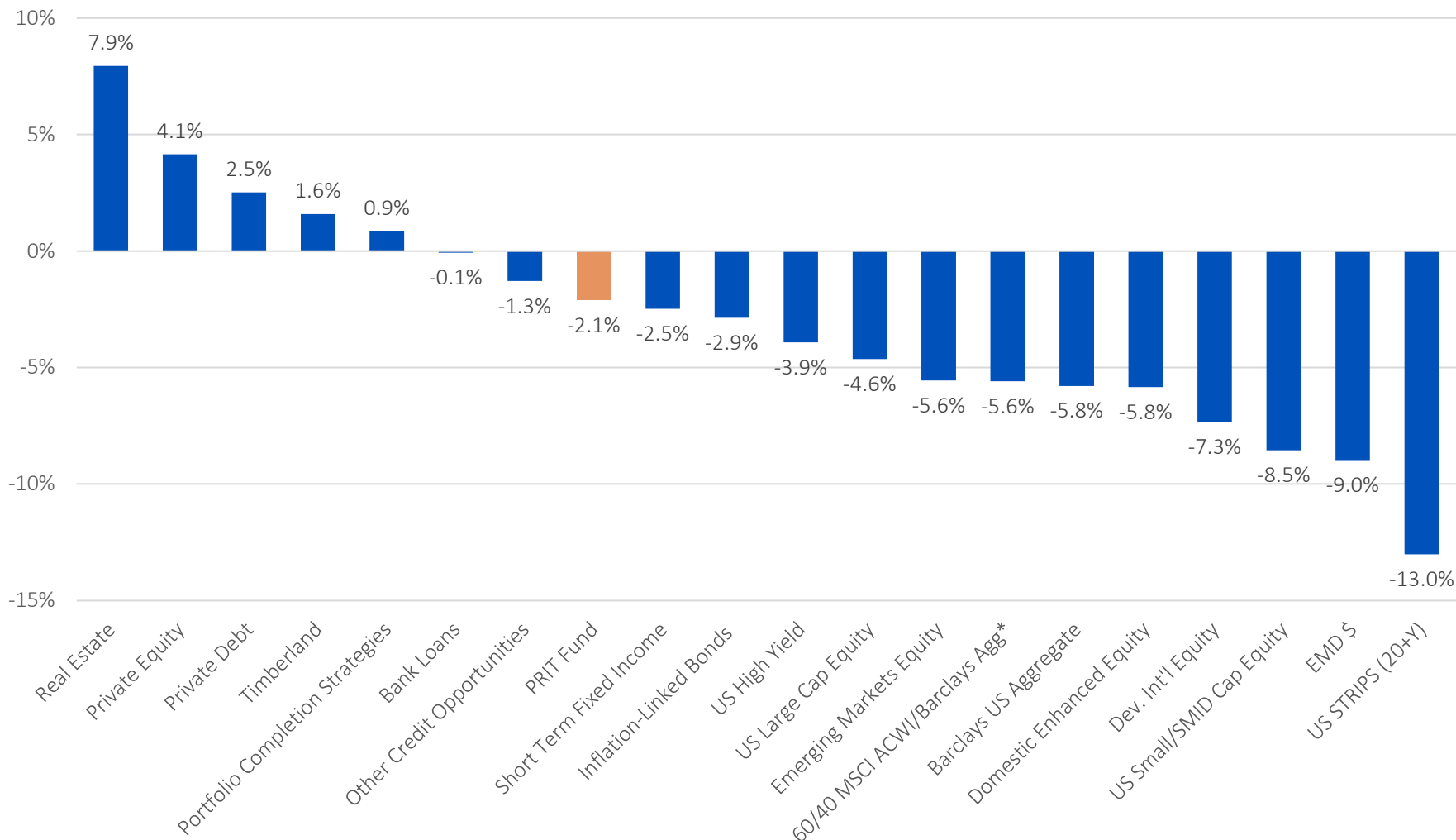
One-Year Ended March 31, 2022 (Gross of Fees)



Source: BNY Mellon. Totals may not add due to rounding. *Benchmark is actual performance. **Hedge Fund returns are net of fees.

PRIT Performance By Strategy – First Quarter 2022

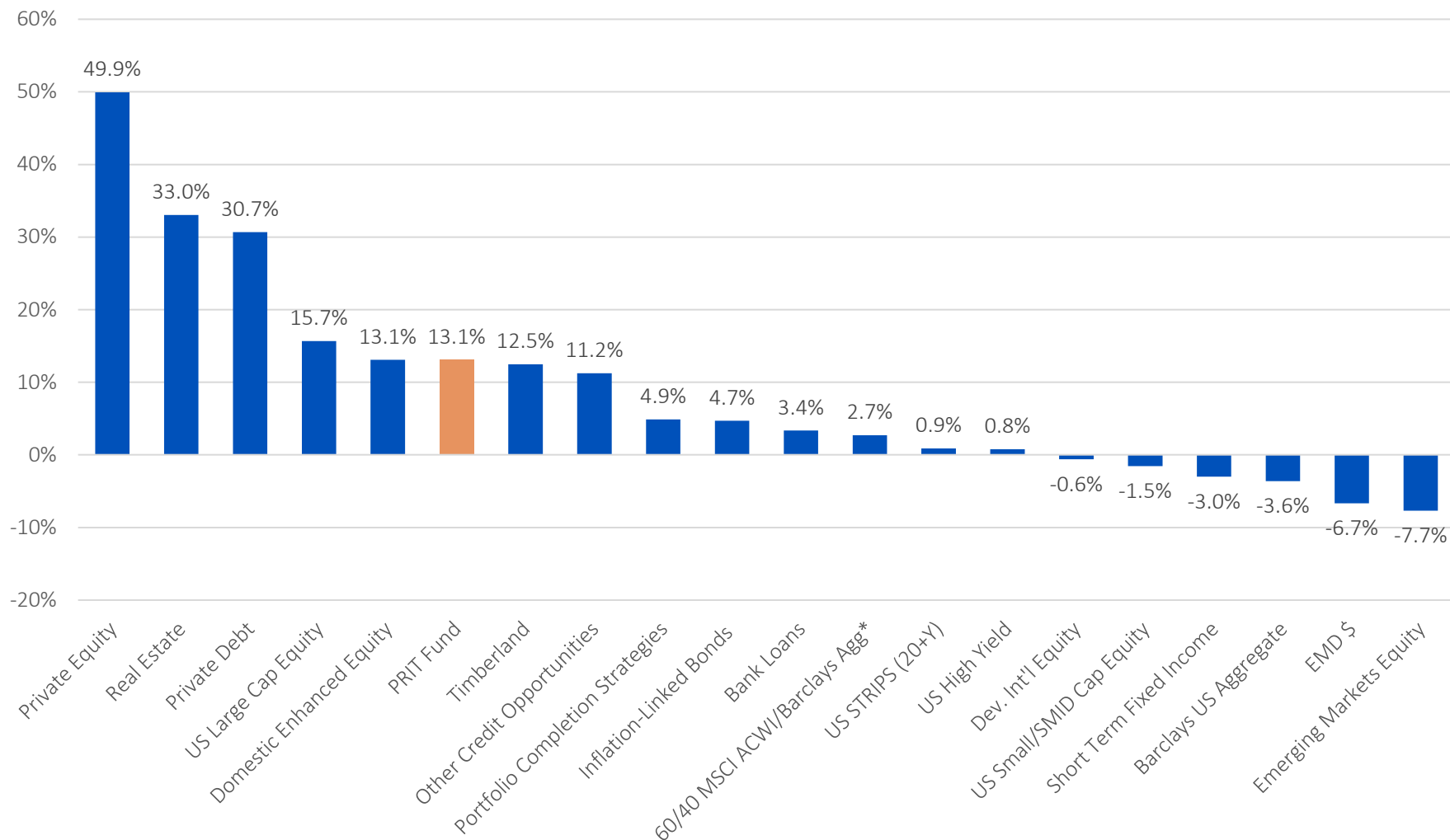
Quarter Ended March 31, 2022 (Gross of Fees)



Source: BNY Mellon, FactSet. All performance figures reflected are PRIT Fund Asset Class returns. *MSCI ACWI/Barclays Aggregate is derived from a 60/40 combination of index returns.

PRIT Performance By Strategy – One-Year

One-Year Ended March 31, 2022 (Gross of Fees)



Source: BNY Mellon, FactSet. All performance figures reflected are PRIT Fund Asset Class returns. *MSCI ACWI/Barclays Aggregate is derived from a 60/40 combination of index returns.

PRIT Fund Annualized Returns By Asset Class

As of March 31, 2022 (Gross of Fees)

1 Year	3 Year	5 Year	10 Year
PRIVATE EQUITY 49.9%	PRIVATE EQUITY 35.8%	PRIVATE EQUITY 29.3%	PRIVATE EQUITY 23.3%
REAL ESTATE 33.0%	REAL ESTATE 14.0%	REAL ESTATE 11.9%	REAL ESTATE 11.6%
TIMBER 12.5%	GLOBAL EQUITY 13.7%	GLOBAL EQUITY 11.7%	GLOBAL EQUITY 10.3%
VALUE-ADDED FIXED INCOME 7.2%	VALUE-ADDED FIXED INCOME 6.6%	VALUE-ADDED FIXED INCOME 5.9%	TIMBER 6.1%
GLOBAL EQUITY 6.0%	TIMBER 5.3%	TIMBER 5.3%	VALUE-ADDED FIXED INCOME 5.5%
PORTFOLIO COMPLETION STRATEGIES 4.9%	PORTFOLIO COMPLETION STRATEGIES 4.8%	PORTFOLIO COMPLETION STRATEGIES 4.3%	PORTFOLIO COMPLETION STRATEGIES 4.8%
CORE FIXED INCOME (0.5%)	CORE FIXED INCOME 4.1%	CORE FIXED INCOME 3.9%	CORE FIXED INCOME 4.0%

Source: BNY Mellon.



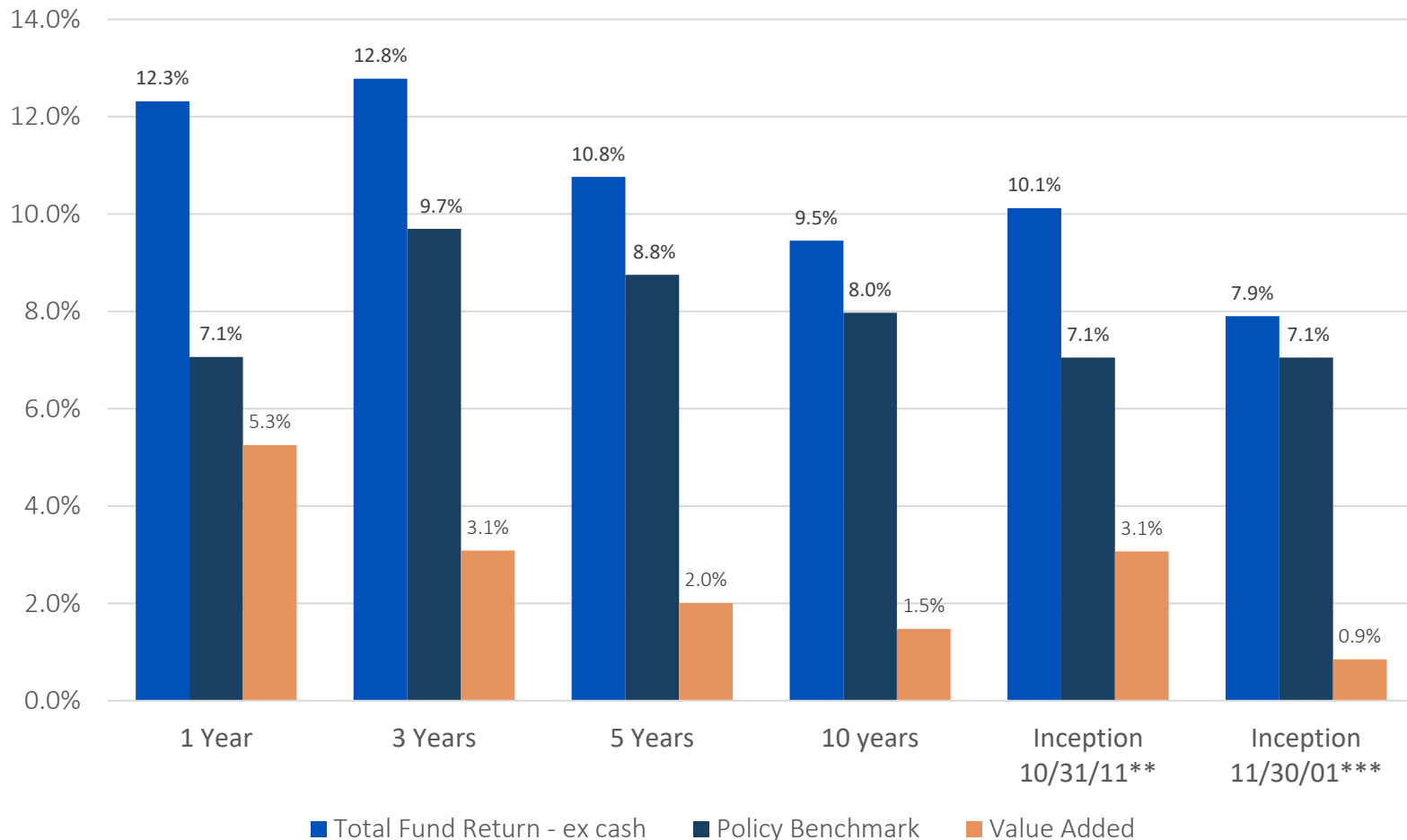
SRBT FUND PERFORMANCE

**Mass
PRIM**

AS OF MARCH 31, 2022

Total SRBT Fund Returns

\$2.96 Billion* One Year Ended March 31, 2022 (Net of Fees)



*Participant assets, excluding Mass State Retirees, were \$947.4 million as of March 31, 2022

** The inception date for the SRBT's investment in the PRIT Fund General Allocation Account (PRIT GA) was 10/31/2011, when 82% of the fund was transitioned from separate accounts to PRIT GA. The remaining 18% of separate account assets were transitioned over the following 14 months with 100% of assets invested in PRIT GA by 12/31/2012. **This ITD value of 10.1% reflects the inception-to-date return for PRIT GA assets only.**

*** The inception date for the TOTAL FUND was 11/30/2001. This ITD value reflects the true inception-to-date return for all SRBT assets including legacy separate account investments as well as the PRIT GA investments.



MUNICIPAL OUTREACH

 Mass
PRIM

AS OF MARCH 31, 2022



Municipal Outreach

1. Acton-Boxborough Regional School District
2. Andover
3. Amherst-Pelham Regional School District
4. Andover
5. **Arlington***
6. Ayer Shirley Regional School District
7. Belmont
8. Bernardston
9. Bridgewater
10. Cape Cod Regional Transit Authority
11. Cape Cod Light Compact (JPE)
12. **Central Collaborative***
13. Chelmsford Water District
14. Clinton
15. **CMWRRDD***
16. Concord
17. Dartmouth
18. Dracut
19. Everett
20. Freetown
21. Foxboro
22. Greater Lawrence Sanitary District
23. Greenfield
24. Gloucester
25. Groton
26. Halifax
27. **Hamilton Wenham School District***
28. Haverhill
29. **Hull***
30. Lawrence
31. Lynn
32. Massachusetts Association of Regional Planning Agencies (MARPA)
33. Massachusetts Housing Finance Authority
34. Medway
35. Melrose
36. Middlesex County Retirement System
37. Mohawk/Hawlemont Regional School District (Buckland)
38. Nauset Regional High School
39. Newbury
40. Pepperell
41. **Town of Plymouth***
42. Prospect Hill Academy Charter School
43. Saugus
44. **Somerset Berkley Regional***
45. **Somerville***
46. Springfield
47. Stoneham
48. Sudbury
49. Taunton
50. Tri-County Educational Collaborative (Franklin, MA)
51. Truro
52. Waltham
53. **Watertown***
54. **Webster***
55. West Boylston Municipal Light Department
56. Westford
57. West Newbury
58. Weston
59. **Weymouth***
60. Winthrop
61. **Woburn***

*Active, New listing

Governmental Entities Participating in the SRBTF

1. Town of Acton
2. Town of Acushnet
3. Town of Amherst
4. Town of Ayer
5. Town of Bedford
6. Town of Bellingham
7. City of Beverly
8. BiCounty Educational Collaborative, Franklin, MA
9. Town of Blackstone
10. Boston Redevelopment Authority
11. Town of Boxford
12. Town of Braintree
13. Town of Brewster
14. Town of Brookline
15. Town of Burlington
16. Byfield Water District
17. Town of Chelmsford
18. Concord Area Special Education (CASE) Collaborative
19. Town of Cohasset
20. Town of Dalton
21. Town of Dracut
22. Town of Dedham
23. Fall River Housing Authority
24. City of Fitchburg
25. Town of Franklin
26. Franklin Regional Council of Governments
27. Greater Lowell Regional Technical School
28. Town of Harvard
29. Town of Hingham
30. Town of Holliston
31. Town of Ipswich
32. Town of Lancaster
33. Lawrence Housing Authority
34. Town of Lenox
35. City of Leominster
36. Town of Lincoln
37. Lincoln-Sudbury Regional School District
38. Town of Longmeadow
39. Lowell Regional Transit Authority (LRTA)
40. Lower Pioneer Valley Educational Collaborative
41. Town of Manchester-By-The-Sea
42. Manchester Essex Regional School District
43. Town of Marblehead
44. Marblehead Municipal Light Department
45. Massachusetts School Building Authority
46. Massachusetts State College Building Authority
47. Mass State Retirees (SRBTF)
48. Mass Water Resources Authority
49. Town of Medfield
50. Town of Middleton
51. Town of Milton
52. Town of Montague
53. Nashoba Regional School District
54. Town of Needham
55. City of New Bedford
56. City of Newburyport
57. City of Newton
58. Town of North Andover
59. Town of Northborough
60. Town of Northfield
61. Old Rochester Regional School District
62. Town of Orleans
63. Pilgrim Area Collaborative (PAC), Pembroke, MA
64. Town of Provincetown
65. Quabbin Health District
66. Town of Reading
67. Reading Municipal Light Department
68. Shawsheen Valley Technical High School, Billerica, MA
69. Town of Sherborn
70. South Essex Sewerage District
71. South Hadley Fire District
72. Town of Stockbridge
73. Town of Tewksbury
74. Town of Wakefield
75. Wakefield Municipal Gas & Light Department
76. Town of Wayland
77. Town of Wellesley
78. Town of Westwood
79. Town of Wilmington
80. City of Worcester



Massachusetts Pension Reserves
Investment Management Board
84 State Street, Suite 250
Boston, MA 02109
617-946-8401
www.mapension.com

THANK YOU

CONTACTS

Francesco Daniele
Director of Client Services
Office 617-946-8416
E-mail: fdaniele@mapension.com

Laura Strickland
Senior Client Services Officer
Office 617-946-8490
E-mail: lstrickland@mapension.com

Emily Green
Senior Client Services Analyst
Office 617-946-8486
E-mail: egreen@mapension.com