

VOTE

Your Rights as a Massachusetts Voter



KEY DATES



October 19th

First day of in-person early voting in Massachusetts

October 26th

Last day to register to vote for November 5th election

October 29th

Last day to submit vote by mail applications

November 1st

Last day of in-person early voting in Massachusetts

November 5th

Deadline to mail or drop off vote by mail ballots

November 5th

Election day

Who can register to vote in Massachusetts?

You can register to vote if you are:


- A U.S. Citizen
- A resident of Massachusetts
- 16 years or older (you may vote if you will be 18 on or before Election Day)
- Not currently incarcerated


Where can I check if I am registered?


You can check your voter registration status online at **My Voter Registration Status: Search** (state.ma.us).

How do I register to vote in Massachusetts?

You can register to vote online, by mail, or in person.

 You can **register online** if you have a signature on file and certain other paperwork with the Massachusetts Registry of Motor Vehicles.

 To register by mail, you will need to print, fill out, and sign this **form**. Once you have completed the form, mail the signed form to your local election office. The address for your local election office can be found here: **Find Local Elections Offices & Dropboxes** (state.ma.us).

 You can register in person at:

- Your election official's office.
- The Office of the Secretary of the Commonwealth Elections Division, located at 1 Ashburton Place, Room 1705, Boston, MA 02108.
- The Secretary of the Commonwealth's regional offices, located at:
 - Southeastern District Office: 18 South Main St., Suite 206, Fall River, MA 02721
 - Western District Office, 436 Dwight St., Room 102, Springfield, MA 01103

Is there a deadline for registering to vote?

You must register or make changes to your registration **at least 10 days before voting** in an election. That means that the deadline to register or change your registration for the November 5, 2024 election is **Saturday, October 26**. You cannot register to vote on Election Day.

You may register in person until **5 p.m. on October 26**. If you register online, your form must be submitted by **11:59 p.m. on October 26**. If you register by mail, your form must be postmarked by **October 26**.

Where do I go to vote?

You can confirm your polling location online at **Find My Location Information: Search** (state.ma.us). All polling locations are open from 7AM until 8PM. **If you are in line by 8PM, stay in line—you have the right to vote.**

I am unable to vote in-person on Election Day. Can I still Vote?

Yes! You may vote early either in person or by mail.

Early by mail

Apply for a mail-in early voting ballot online at VoteinMA.com or complete and submit the application that was mailed to you.

Your application must reach election officials by **5PM on October 29th**. Return your ballot by mail or deliver it in person to your local election office, an official ballot return drop box in your city or town, or any early voting location in your city or town during early voting hours.

If returning your ballot by mail, it is recommended to mail at least 7 days before Election Day. Your ballot must be **postmarked or dropped-off by 8PM on Election Day**. Track your ballot or look up drop-off locations at VoteinMA.com.

Early in person

Go to an early voting location in your city or town from during early voting hours **October 19th – November 1st**. Early voting locations and hours differ in each city or town and will be posted by **October 11th** on VoteinMA.com.

What should I do if I have a health emergency that prevents me from voting in person on Election Day, but the vote by mail application deadline has passed?

If you have been admitted to a healthcare facility within 1 week of the election, you may **apply for an absentee ballot** and designate someone of your choice to deliver a ballot to you. The person you designate will need to bring the signed application to your local election office, pick up your absentee ballot, bring it to you, and return it for you by the close of polls at **8PM on Election Day**.

To request your absentee ballot, you will need to submit an absentee application to **your local election office** by mail, email, or fax. Absentee applications can be **downloaded or printed here**. You can also simply write a signed letter to **your local election office** to apply for your absentee ballot. Emergency absentee ballots may be requested up until the close of polls at 8PM on Election Day.

What do I need to bring with me to vote?

Most voters in Massachusetts do not need to show identification in order to vote. However, you may need to show identification at the polling location if you are voting for the first time in Massachusetts, if you are inactive on the voter list,



if you're casting a provisional or challenged ballot, or if the poll worker has a practical and legal reason to ask for identification.

Identification does not need to be a photo ID. It simply needs to show your name and the address where you are registered to vote.

Acceptable forms of identification

Identification needs to show your name and the address where you are registered to vote.

- A driver's license
- A state ID card
- A recent utility bill
- A rent receipt or lease
- A copy of a voter registration affidavit
- A letter from a school dormitory or housing office
- Any other printed identification which contains your name and address

If you need to show identification because you are voting for the first time and you don't have identification with you, you can cast a **provisional ballot**. If you return with identification before the polls close, your ballot will be counted.

If you need to show identification for any other reason and you're not able to do so, you can cast a **challenged ballot**. Your name and address, the challenger's name and address, and the reason for the challenge will be written on your ballot. Your ballot will be cast as normal and only examined if there is a recount, court order, or audit.

Why is there a police officer at my polling location?

State and federal law protects your right to vote safely in elections, free from intimidation. Massachusetts state law requires that local police officers be at polling places to assist local election officials and to ensure that voters are not obstructed from voting (Mass. Gen. Laws ch. 54, § 72).

What are poll observers allowed to do?

Massachusetts law provides that elections must be conducted in a manner that is open to public observation. Poll observers are allowed inside the polling place, unless they are disorderly or obstruct the access of voters (950 CMR 52.03(22); 950 CMR 54.04(22)).

Poll watchers may observe polling place operations but they cannot intimidate, threaten, coerce or otherwise interfere with your right to cast your ballot (950 CMR 52.03(22); 950 CMR 54.04(22)).

If you have questions or become aware of efforts to interfere in the upcoming election or to intimidate voters, please contact the Secretary of State at **1-800-462-VOTE** or the Attorney General's Office at **617-727-2200**.

Are political activities allowed at polling locations?

Under Massachusetts law, electioneering, campaigning, signature-gathering, and other specific political activities are prohibited within 150 feet of a voting location. The 150-foot rule applies to polling locations on Election Day and early voting sites during voting hours (950 CMR § 52.03(22)(c) and 54.04(22)(c)).

This rule extends to voters, too, in that voters may not carry or wear into a voting location any items designed to aid or defeat a candidate or question being voted on in that location. For example, this includes clothing bearing a candidate's name, slogan or image, the name of a candidate's policy proposal, or a political party name.

If you have questions or experience impermissible electioneering or campaigning at your polling location, please contact the Secretary of State at **1-800-462-VOTE** or the Attorney General's Office at **617-727-2200**.

