

Massachusetts Division of Insurance
Quarterly Report of Health Maintenance Organization Membership in Closed Network Health Plans
as of March 31, 2015¹

Closed Network

COMPARISON OF 4th QUARTER MEMBERSHIP TO THOSE OF PRIOR THREE QUARTERS	2nd Quarter 2014 Members at End of Quarter	3rd Quarter 2014 Members at End of Quarter	4th Quarter 2014 Members at End of Quarter	1st Quarter 2015 Members at End of Quarter	Member Change 4th Qtr. 14 to 1st Qtr. 15	Percent Change 4th Qtr. 14 to 1st Qtr. 15	1st Quarter 2015 Share of Massachusetts Closed Network Market
Aetna Health Inc. ²	1,087	1,031	1,134	1,372	238	20.99%	0.06%
Blue Cross and Blue Shield of Massachusetts HMO Blue, Inc.	494,766	490,148	485,703	470,224	(15,479)	-3.19%	21.04%
Boston Medical Center Health Plan, Inc.	311,846	308,390	256,604	245,058	(11,546)	-4.50%	10.96%
CeltiCare Health Plan of Massachusetts, Inc.	36,493	35,977	37,797	53,906	16,109	42.62%	2.41%
ConnectiCare of Massachusetts, Inc.	1,855	1,625	1,335	1,137	(198)	-14.83%	0.05%
Fallon Community Health Plan, Inc.	146,559	146,766	142,476	143,715	1,239	0.87%	6.43%
Harvard Pilgrim Health Care, Inc.	214,508	209,140	216,533	216,407	(126)	-0.06%	9.68%
Health New England, Inc.	106,955	107,355	148,057	156,933	8,876	5.99%	7.02%
Minuteman Health, Inc. ³	1,793	1,736	1,626	5,291	3,665	225.40%	0.24%
Neighborhood Health Plan, Inc.	324,193	331,574	340,264	379,893	39,629	11.65%	16.99%
Tufts Health Public Plans, Inc. (formerly Network Health, LLC)	243,231	240,440	243,522	270,373	26,851	11.03%	12.10%
Tufts Associated HMO, Inc. ⁴	313,506	308,883	305,958	291,097	(14,861)	-4.86%	13.02%
Totals	2,199,033	2,196,792	2,183,065	2,235,406	52,341	2.40%	100.00%

PPO

COMPARISON OF 4th QUARTER MEMBERSHIP TO THOSE OF PRIOR THREE QUARTERS	2nd Quarter 2014 Members at End of Quarter	3rd Quarter 2014 Members at End of Quarter	4th Quarter 2014 Members at End of Quarter	1st Quarter 2015 Members at End of Quarter	Member Change 4th Qtr. 14 to 1st Qtr. 15	Percent Change 4th Qtr. 14 to 1st Qtr. 15	1st Quarter 2015 Share of Massachusetts PPO Market
Aetna Health Inc. ²	155	137	126	79	(47)	-37.30%	0.0%
Blue Cross and Blue Shield of Massachusetts HMO Blue, Inc.	129,102	132,586	135,002	146,784	11,782	8.73%	84.1%
Boston Medical Center Health Plan, Inc.	0	0	0	0	0	0.00%	0.0%
CeltiCare Health Plan of Massachusetts, Inc.	0	0	0	0	0	0.00%	0.0%
ConnectiCare of Massachusetts, Inc.	248	228	162	155	(7)	-4.32%	0.1%
Fallon Community Health Plan, Inc.	29	27	25	14	(11)	-44.00%	0.0%
Harvard Pilgrim Health Care, Inc.	25,814	25,556	21,134	23,530	2,396	11.34%	13.5%
Health New England, Inc.	2,734	2,889	2,728	2,682	(46)	-1.69%	1.5%
Minuteman Health, Inc. ³	27	28	29	41	12	41.38%	0.0%
Neighborhood Health Plan, Inc.	0	0	0	100	100	0.00%	0.1%
Tufts Health Public Plans, Inc. (formerly Network Health, LLC)	0	0	0	0	0	0.00%	0.0%
Tufts Associated HMO, Inc. ⁴	1,841	1,735	1,675	1,198	(477)	-28.48%	0.7%
Totals	155,498	159,950	163,186	174,583	13,702	8.40%	100.0%

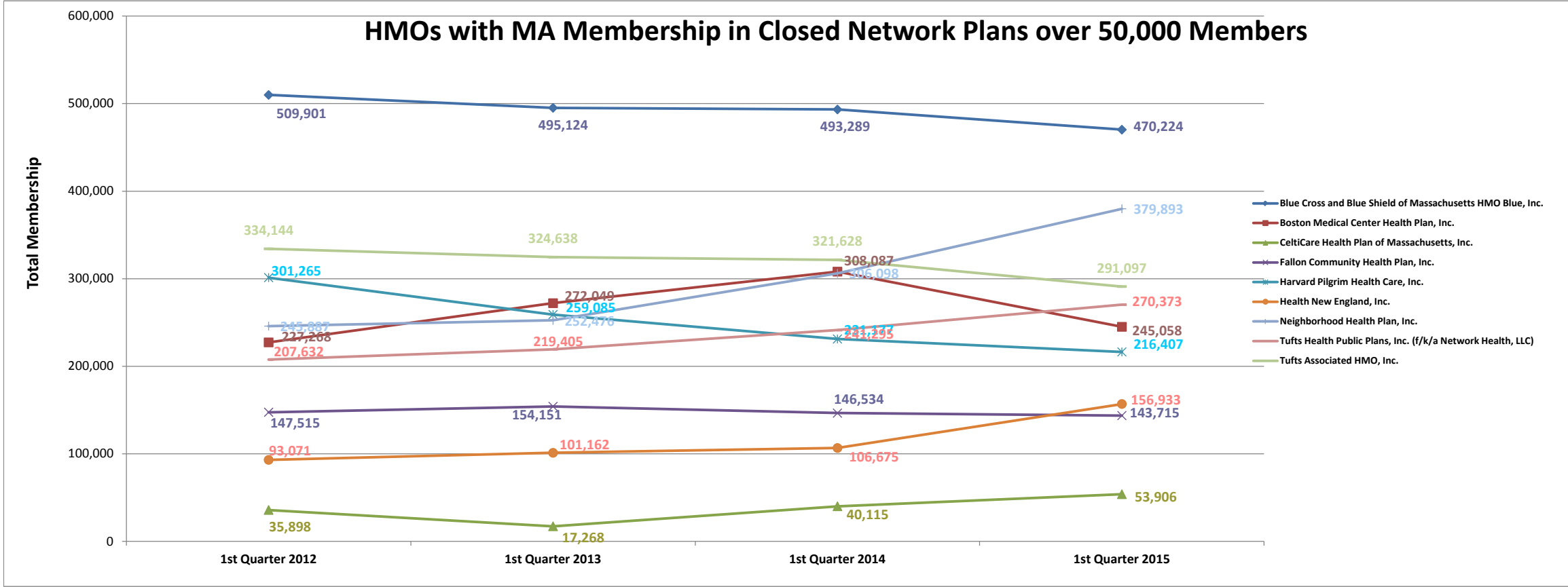
¹ Information reported by HMOs as of the end of the first quarter of 2015 based upon the Massachusetts Division of Insurance's "Guidelines for Reporting Membership & Utilization Statistics - Version 6.1" that instructs HMOs to exclude members for whom the HMO did not bear any financial risk.

² Effective September 1, 2010, Aetna Health Inc. ceased offering small group health plans in Massachusetts and began nonrenewing all small group health business as of April 1, 2011.

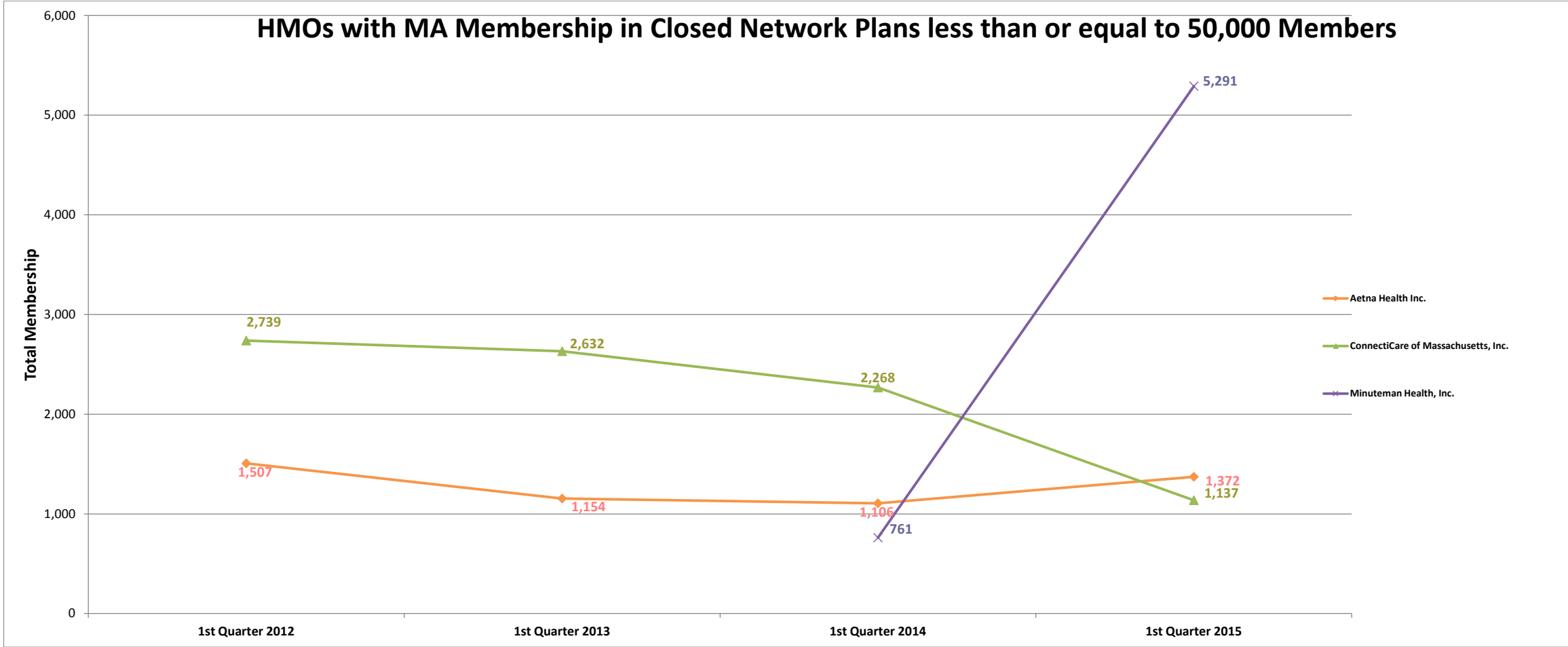
³ Membership in plans offered by Minuteman Health, Inc. began January 1, 2014

⁴ Doing business as Tufts Associated Health Plan ("TAHMO") and as Tufts Health Plan (THP).

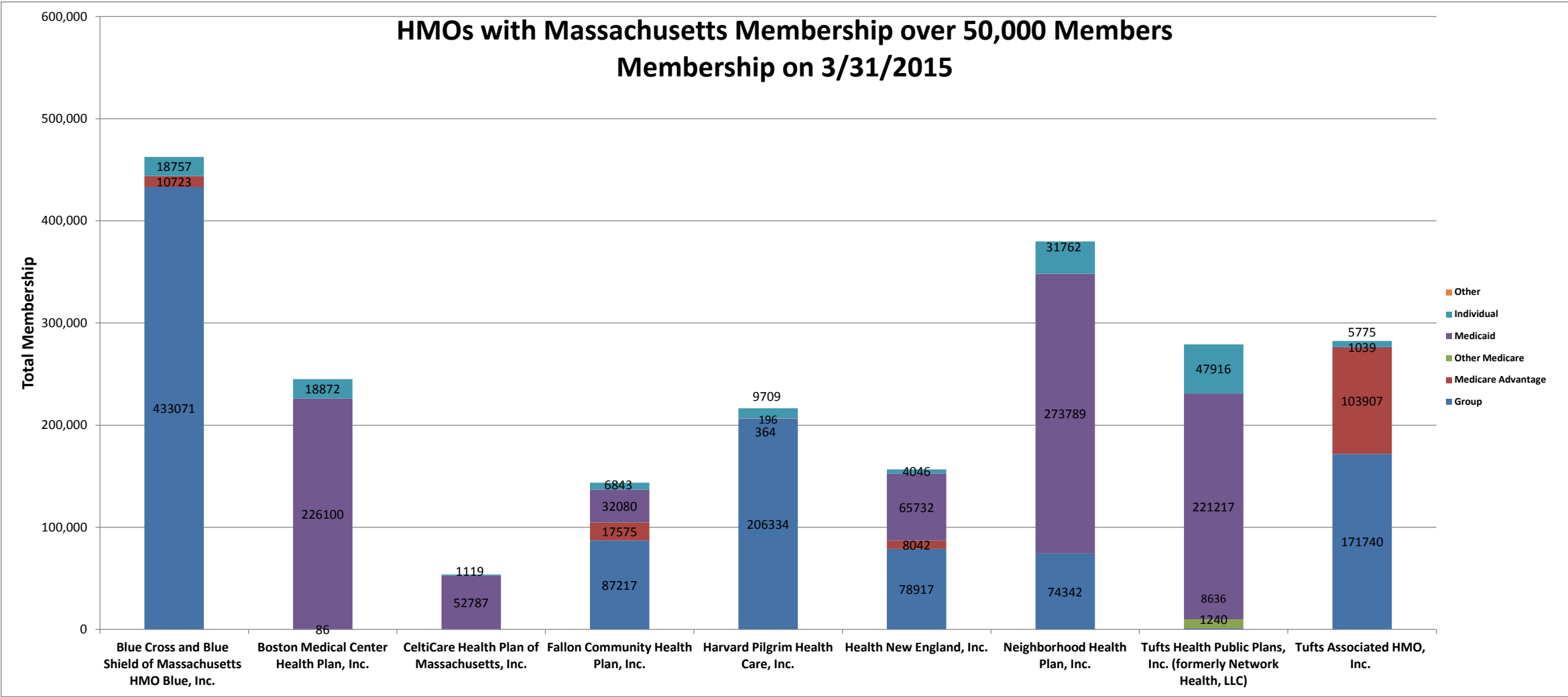
COMPARISON OF 1ST QUARTER MEMBERSHIP TO LAST THREE 1ST QUARTERS

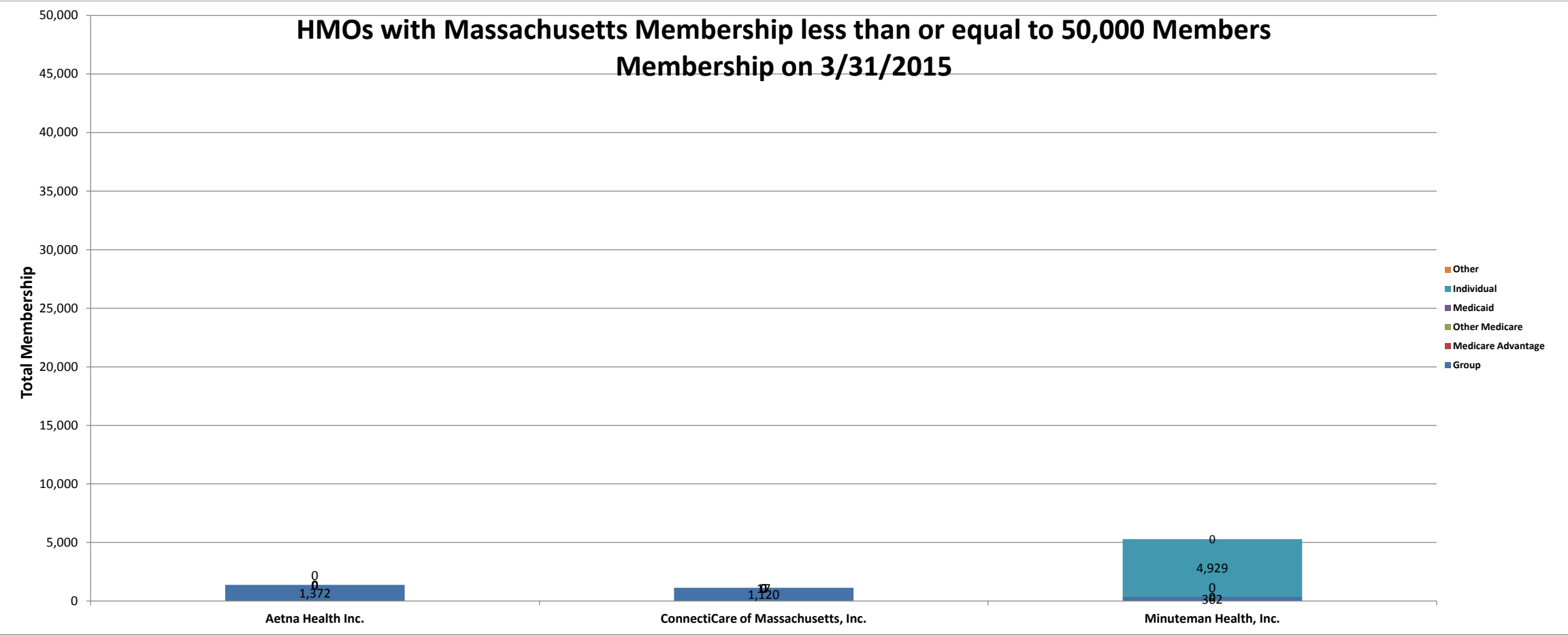


COMPARISON OF 1ST QUARTER MEMBERSHIP TO LAST THREE 1ST QUARTERS¹



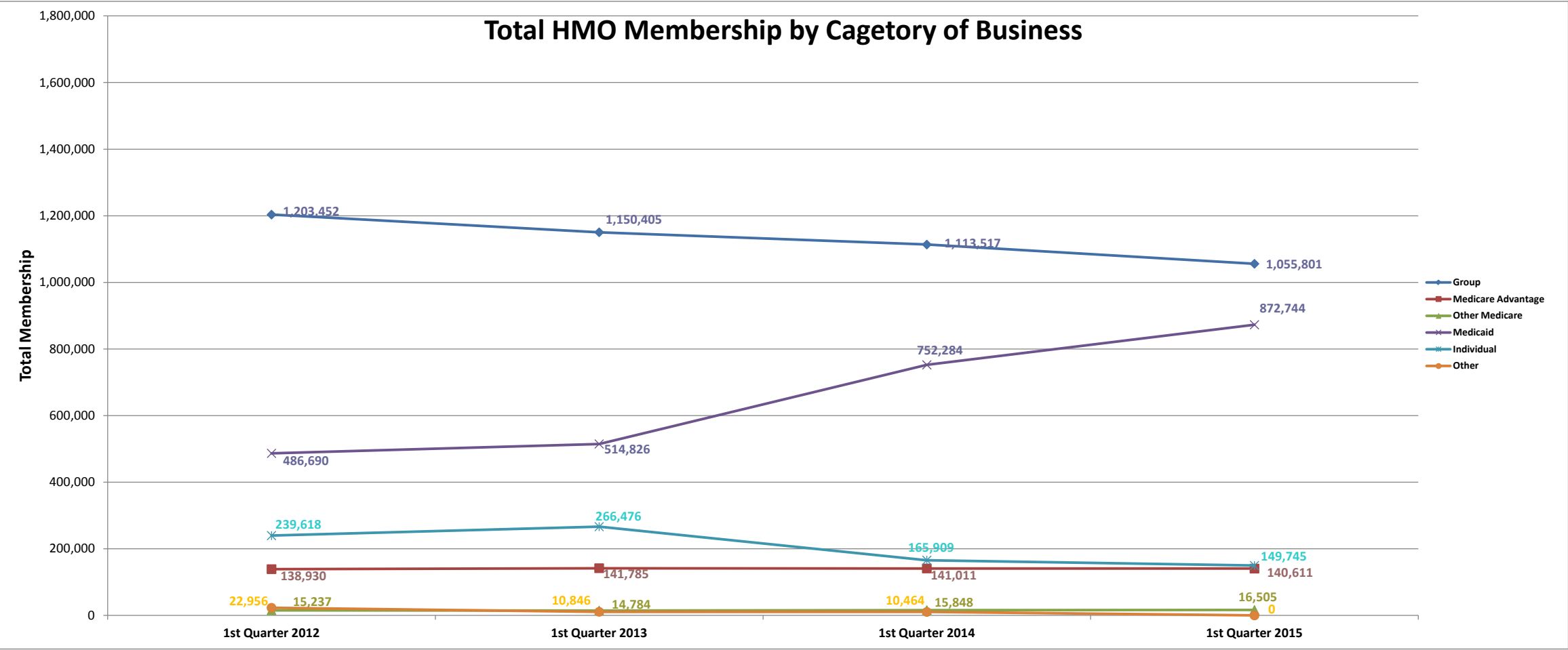
¹ Membership in plans offered by Minuteman Health, Inc. began January 1, 2014



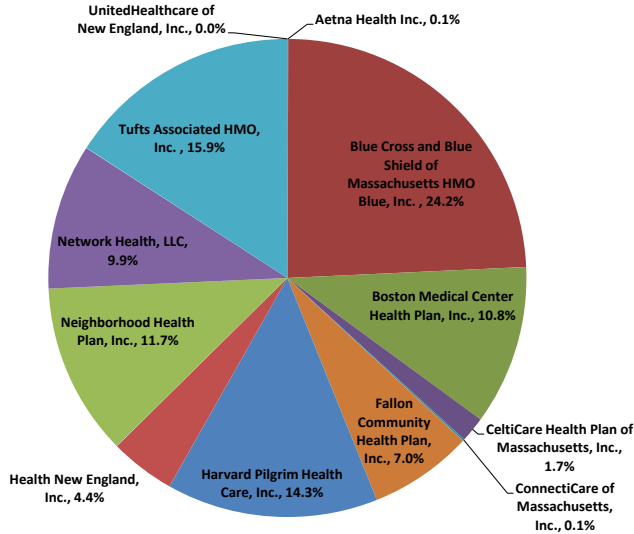


¹ Membership in plans offered by Minuteman Health, Inc. began January 1, 2014

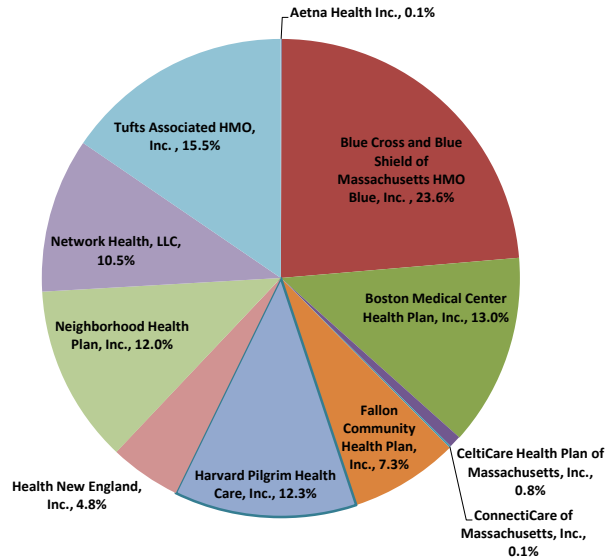
COMPARISON OF 1ST QUARTER MEMBERSHIP TO LAST THREE 1ST QUARTERS



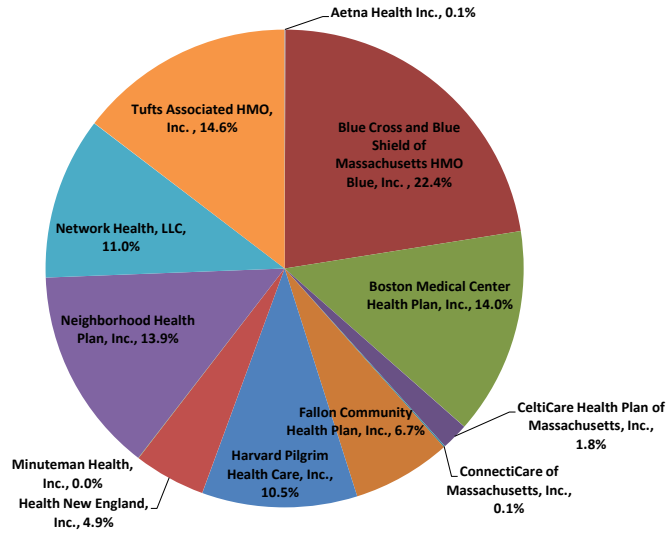
1st Quarter 2012 Share of Massachusetts HMO Market



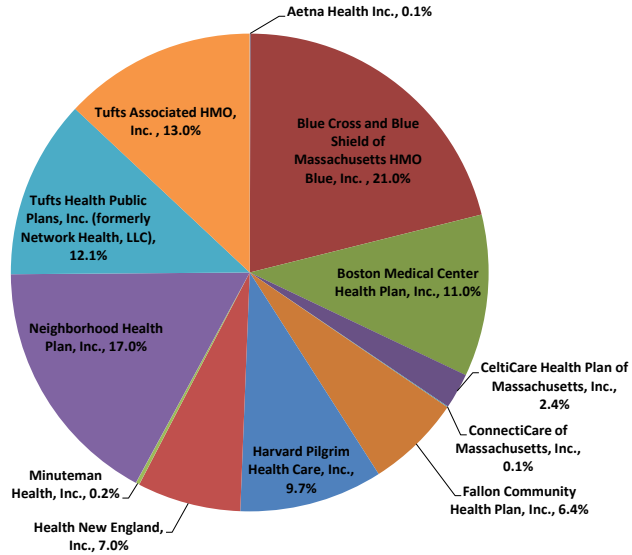
1st Quarter 2013 Share of Massachusetts HMO Market



1st Quarter 2014 Share of Massachusetts HMO Market



1st Quarter 2015 Share of Massachusetts HMO Market



¹Membership charts reflect those persons enrolled only in closed network plans; so-called "dual certificate option" plan (POS) members and insured preferred provider plan members are not included in this report.

²UnitedHealthcare of New England, Inc. began non-renewing plans January 1, 2012 and had no remaining membership as of January 1, 2013.

³Membership in plans offered by Minuteman Health, Inc. began January 1, 2014