

Massachusetts Division of Insurance
Quarterly Report of Health Maintenance Organization Membership in
Insured and Government Health Plans as of March 31, 2023^{1,2}

MEMBERSHIP TRENDS

Closed Network

COMPARISON OF 1st QUARTER MEMBERSHIP TO THOSE OF PRIOR THREE QUARTERS	2nd Quarter 2022 Members at End of Quarter	3rd Quarter 2022 Members at End of Quarter	4th Quarter 2022 Members at End of Quarter	1st Quarter 2023 Members at End of Quarter	Member Change from 4th Qtr. 2022 to 1st Qtr. 2023	Percent Change from 4th Qtr. 2022 to 1st Qtr. 2023	1st Quarter 2023 Share of Massachusetts Closed Network Market
Aetna Health Inc. (a Connecticut corporation)	945	945	949	0	(949)	-100.00%	0.00%
Aetna Health Inc. (a Pennsylvania corporation)	1,473	552	650	447	(203)	-31.23%	0.02%
Blue Cross and Blue Shield of Massachusetts HMO Blue, Inc.	323,379	315,482	310,976	306,059	(4,917)	-2%	16.22%
Boston Medical Center Health Plan, Inc. d/b/a Wellsense	344,523	347,144	349,371	343,326	(6,045)	-1.73%	18.20%
Central Mass Health, LLC d/b/a Mass Advantage ⁴	866	919	965	1,811	846	87.67%	0.10%
Commonwealth Care Alliance Massachusetts, LLC. ⁴	491	529	2,148	2,260	112	5.21%	0.12%
ConnectiCare of Massachusetts, Inc.	93	86	83	81	(2)	-2.41%	0.00%
eternalHealth, Inc. ⁴	7	7	7	172	165	2357.14%	0.01%
Fallon Community Health Plan, Inc.	156,396	152,382	153,957	153,147	(810)	-0.53%	8.12%
Harvard Pilgrim Health Care, Inc.	112,525	109,854	108,854	123,963	15,109	13.88%	6.57%
Health New England, Inc.	117,523	116,583	116,207	110,351	(5,856)	-5.04%	5.85%
Humana Wisconsin Health Organization Insurance Corporation ⁴	0	0	0	0	0	0.00%	0.00%
Mass General Brigham Health Plan, Inc.	119,401	119,050	119,412	116,032	(3,380)	-2.83%	6.15%
Molina Healthcare of Wisconsin, Inc. d/b/a Senior Whole Health ⁴	242	258	256	256	0	0.00%	0.01%
Tufts Associated HMO, Inc.	247,136	244,813	242,997	210,273	(32,724)	-13.47%	11.15%
Tufts Health Public Plans, Inc. (formerly Network Health, LLC)	479,182	484,772	487,183	492,030	4,847	0.99%	26.08%
UnitedHealthcare of Wisconsin, Inc. ⁴	12,562	12,471	12,470	17,759	5,289	42.41%	0.94%
WellCare Health Plans of Massachusetts, Inc ⁴	7,347	8,051	8,154	8,543	389	4.77%	0.45%
Totals	1,924,091	1,913,898	1,914,639	1,886,510	(28,129)	-1.47%	100.0%

¹ Information reported by HMOs as of the end of the fourth quarter of 2022 is based upon the Massachusetts Division of Insurance's "Guidelines for Reporting Membership & Utilization Statistics - Version 6.1" that instructs HMOs to exclude members for whom the HMO did not bear any financial risk.

² Starting with the first quarter of 2017, carriers no longer submit data for this report directly to the Division. Instead, the data shown in this report was produced by the Center for Health Information and Analysis using data submissions by the HMOs to the All-Payer Claims Database.

³ Always Health Partners, Inc. has notified the Division that it will be changing its name to Mass General Brigham Health Plan, Inc. as of January 1, 2023.

⁴ Central Mass Health, LLC d/b/a Mass Advantage, Commonwealth Care Alliance Massachusetts, LLC., eternalHealth, Inc.,UnitedHealthcare of Wisconsin, Inc., WellCare Health Plans of Massachusetts, Inc entered the Massachusetts market effective January 1st, 2022.

Massachusetts Division of Insurance
Quarterly Report of Health Maintenance Organization Membership in
Insured and Government Health Plans as of March 31, 2023^{1,2}

MEMBERSHIP TRENDS

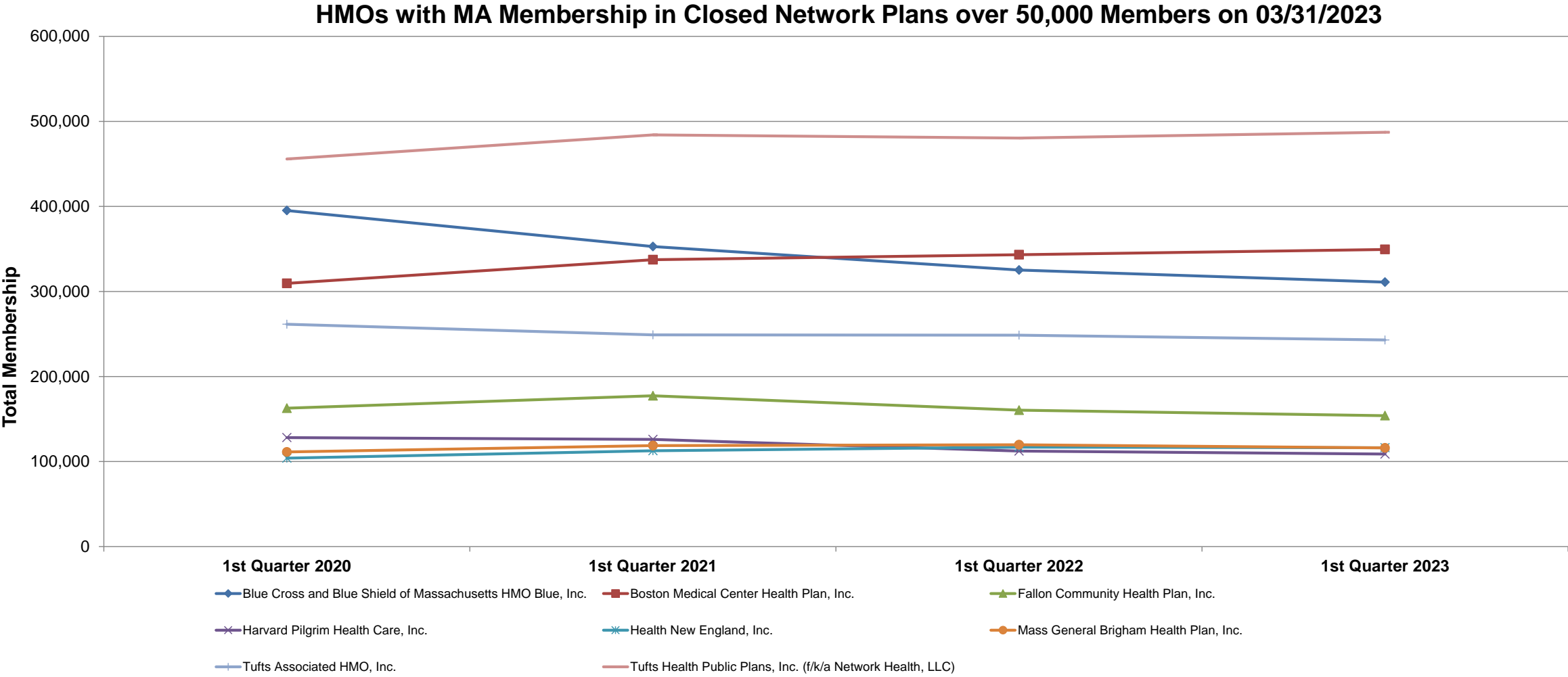
Preferred Network

COMPARISON OF 1st QUARTER MEMBERSHIP TO THOSE OF PRIOR THREE QUARTERS	2nd Quarter 2022 Members at End of Quarter	3rd Quarter 2022 Members at End of Quarter	4th Quarter 2022 Members at End of Quarter	1st Quarter 2023 Members at End of Quarter	Change 4th Qtr. 2022 to 1st Qtr. 2023	Member Change 4th Qtr. 2022 to 1st Qtr. 2023	Percent Share of Massachusetts PPO Market
Aetna Health Inc. (a Conneticut corporation)	0	0	0	1,010	1,010	100.00%	0.42%
Aetna Health Inc. (a Pennsylvania corporation)	0	0	21	10	(11)	-52.38%	0.00%
Blue Cross and Blue Shield of Massachusetts HMO Blue, Inc.	197,100	203,149	199,868	205,454	5,586	2.79%	86.34%
ConnectiCare of Massachusetts, Inc.	48	49	47	45	(2)	-4.26%	0.02%
Harvard Pilgrim Health Care, Inc.	19,182	18,974	18,678	19,503	825	4.42%	8.20%
Health New England, Inc.	7,917	7,938	8,103	8,233	130	1.60%	3.46%
Mass General Brigham Health Plan, Inc.	1,180	1,281	1,328	2,048	720	54.22%	0.86%
Tufts Associated HMO, Inc.	159	132	133	1,649	1,516	1139.85%	0.69%
Totals	225,586	231,523	228,178	237,952	8,764	3.79%	99.58%

¹ Information reported by HMOs as of the end of the third quarter of 2022 is based upon the Massachusetts Division of Insurance's "Guidelines for Reporting Membership & Utilization Statistics - Version 6.1" that instructs HMOs to exclude members for whom the HMO did not bear any financial risk.

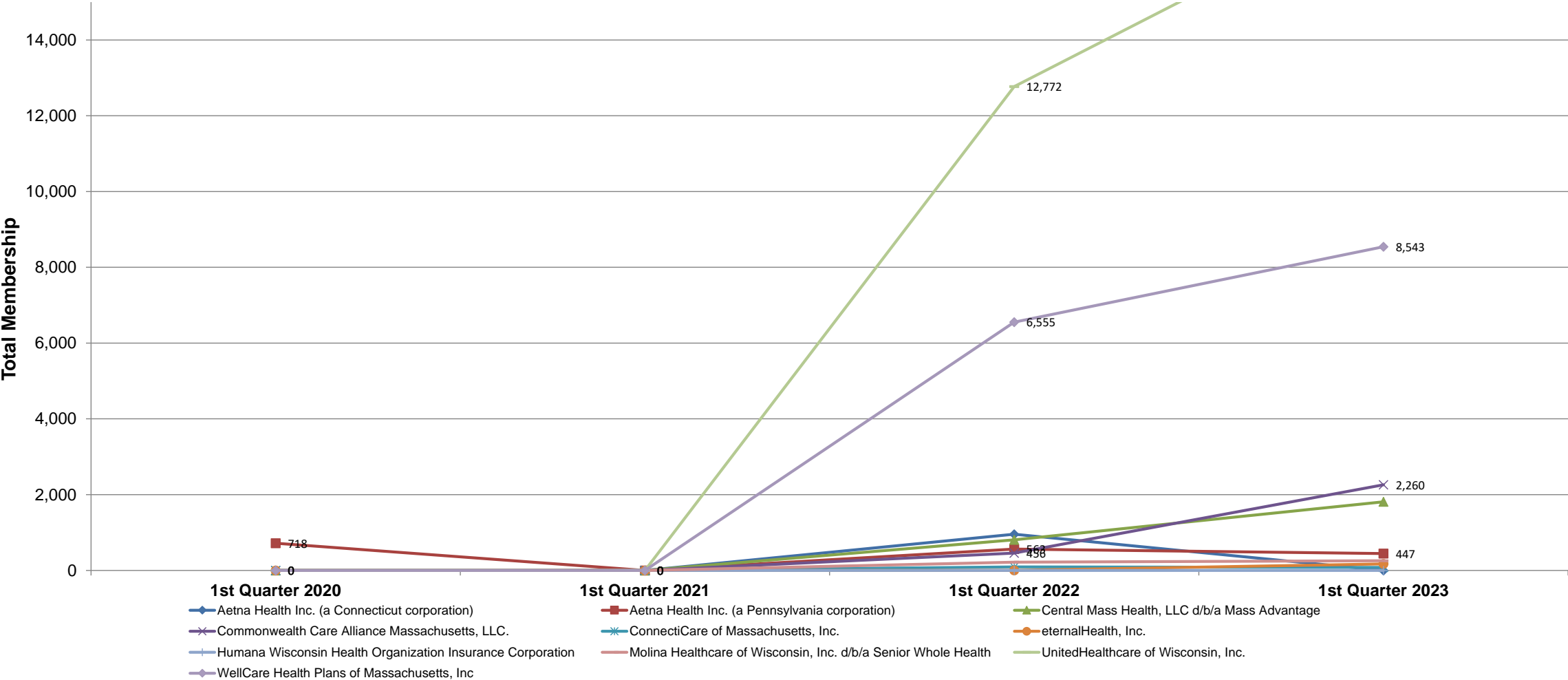
² Starting with the first quarter of 2017, carriers no longer submit data for this report directly to the Division. Instead, the data shown in this report was produced by the Center for Health Information and Analysis using data submissions by the HMOs to the All-Payer Claims Database.

MEMBERSHIP TRENDS



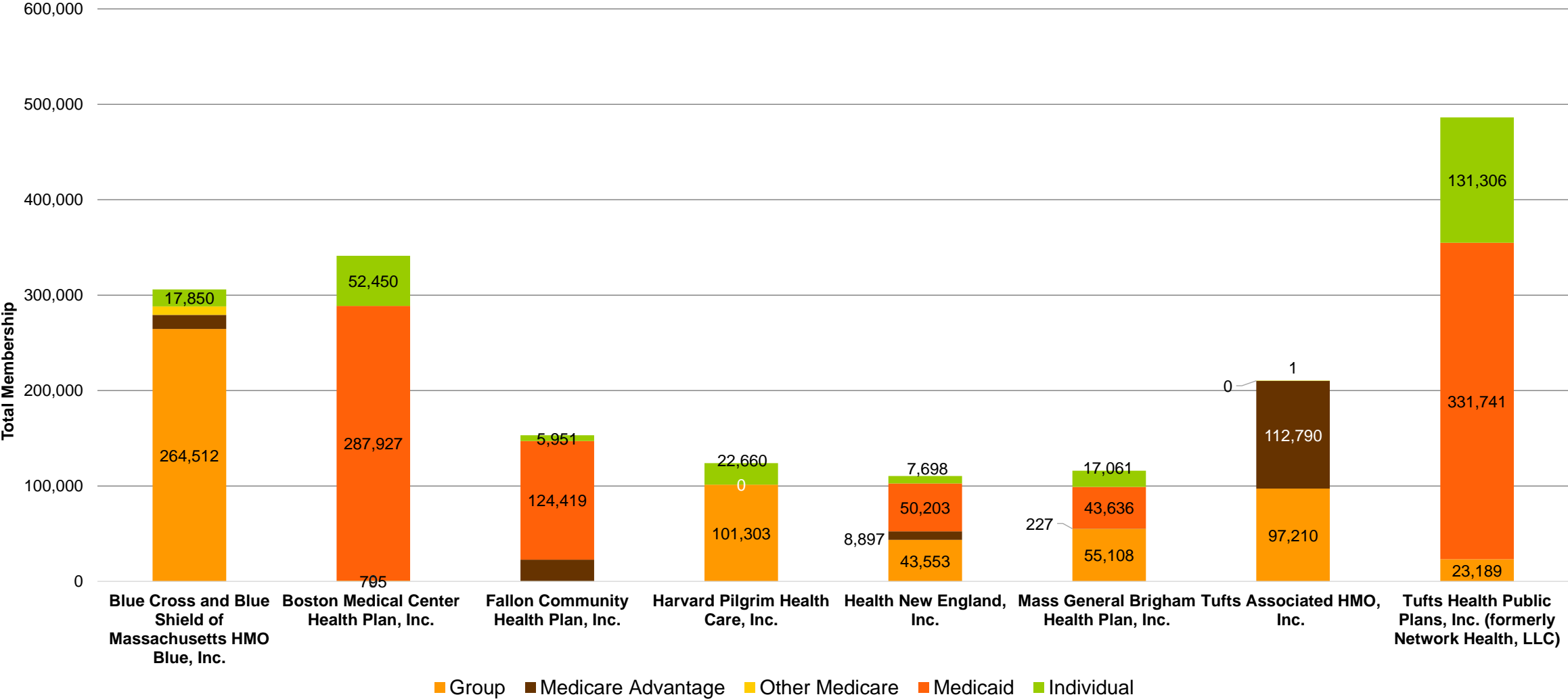
MEMBERSHIP TRENDS

HMOs with MA Membership in Closed Network Plans less than 50,000 Members on 03/31/2023



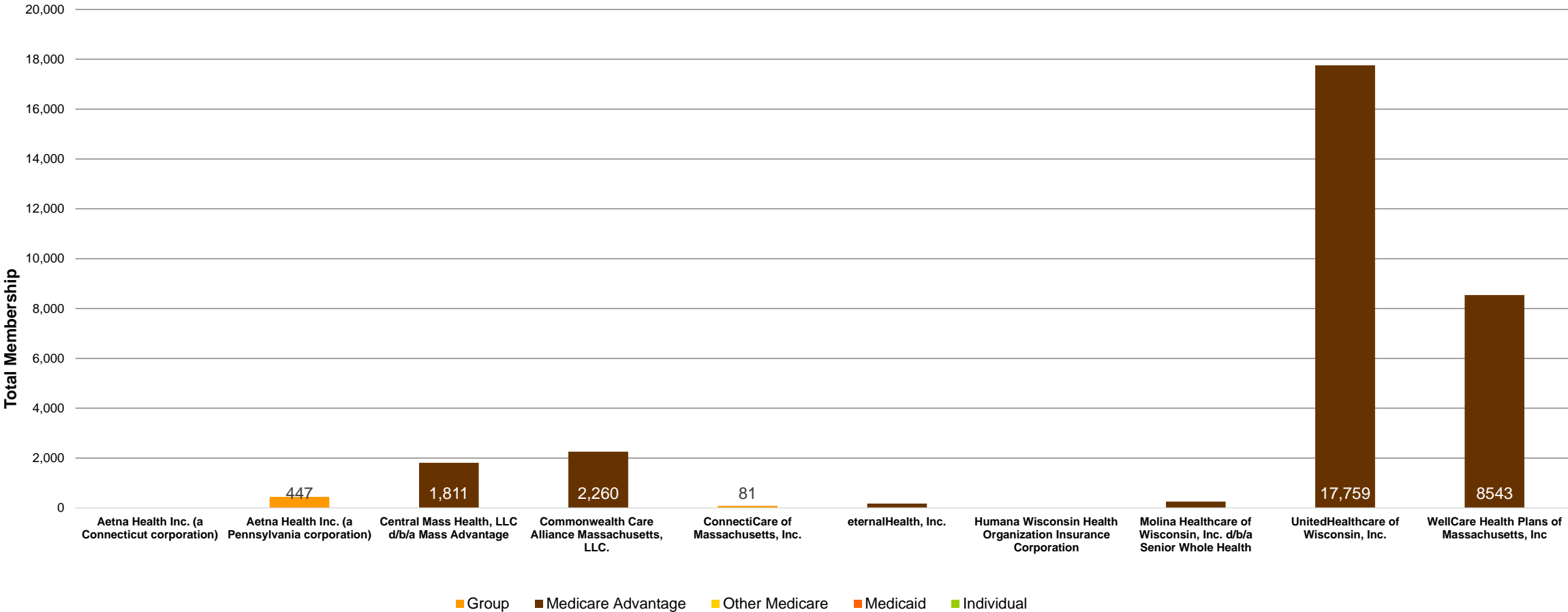
MEMBERSHIP TRENDS

HMOs with Massachusetts Membership over 50,00 Members on 03/31/2023



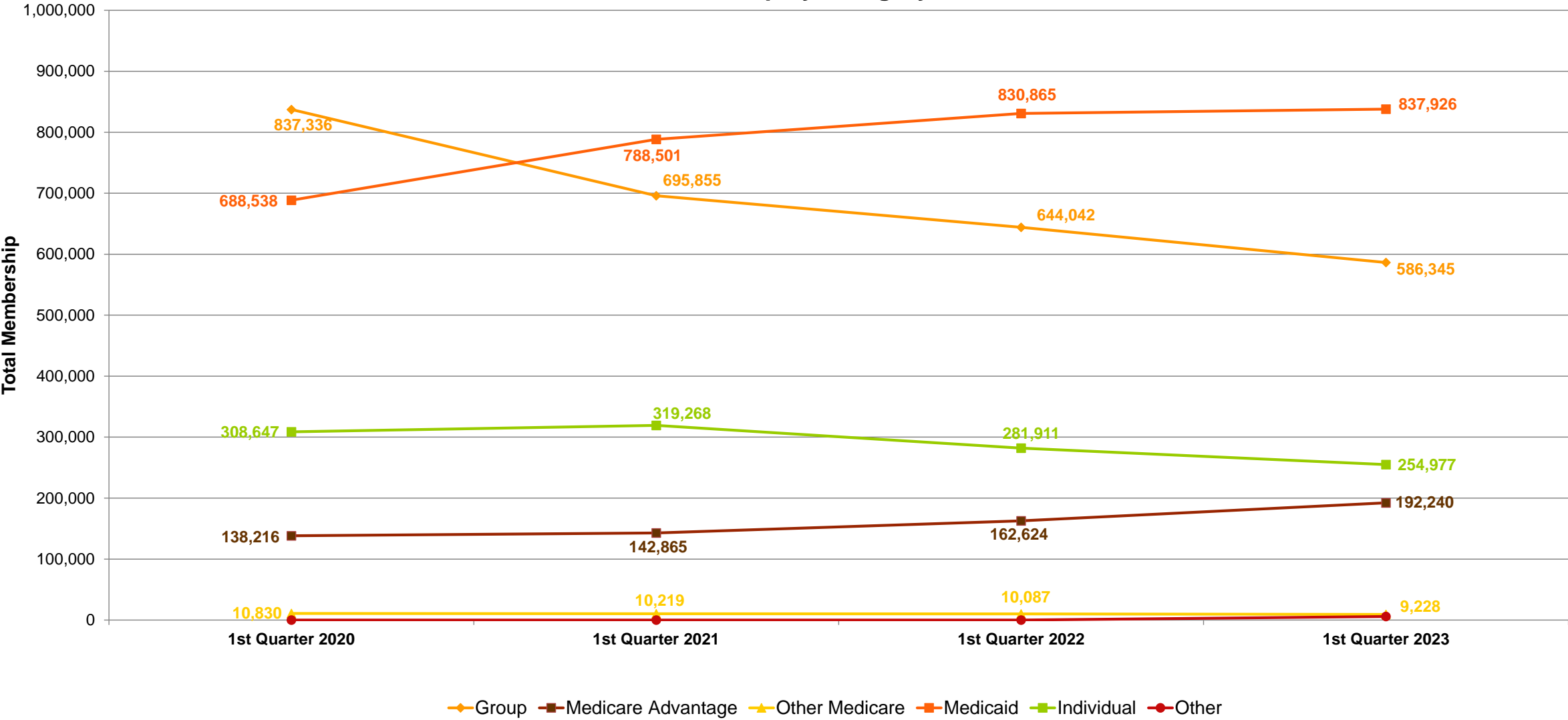
MEMBERSHIP TRENDS

HMOs with Massachusetts Membership less than 50,000 Members as of 03/31/2023

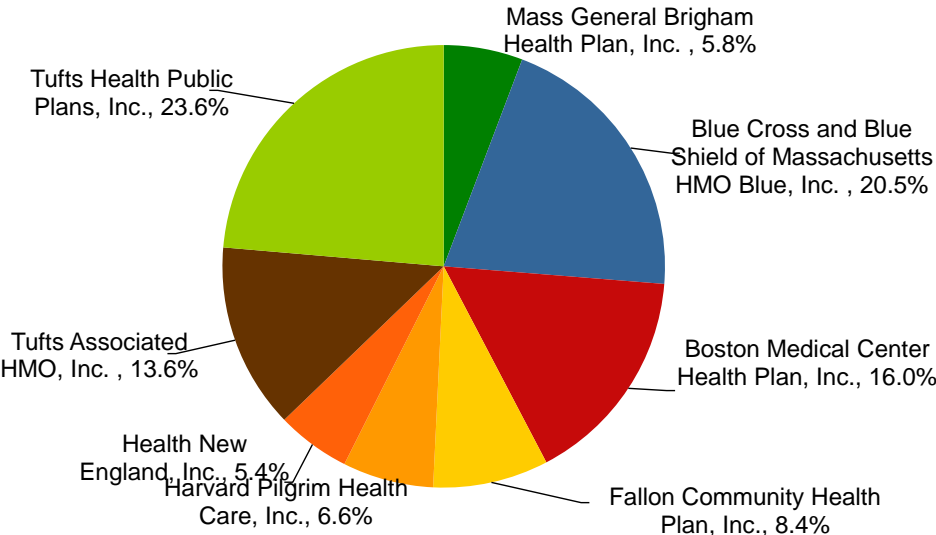


MEMBERSHIP TRENDS

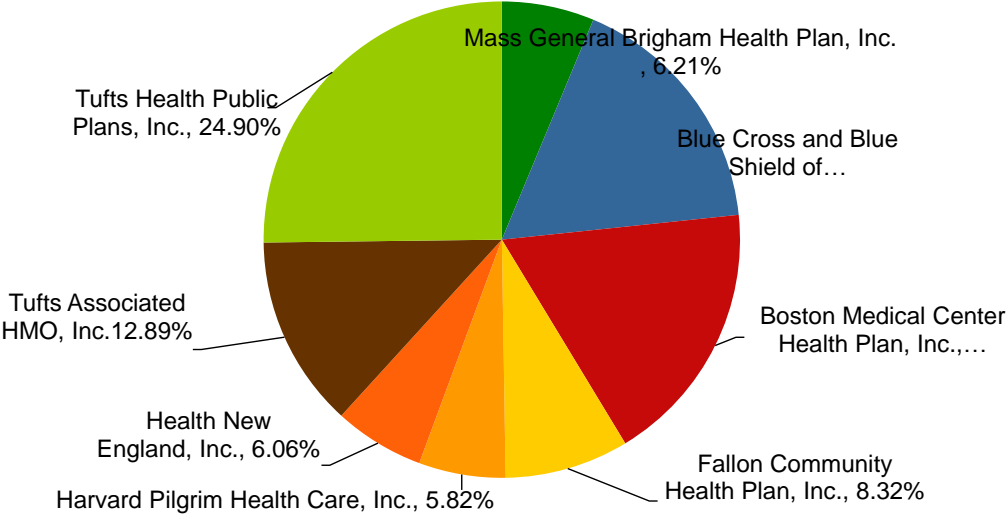
Total HMO Membership by Category of Business



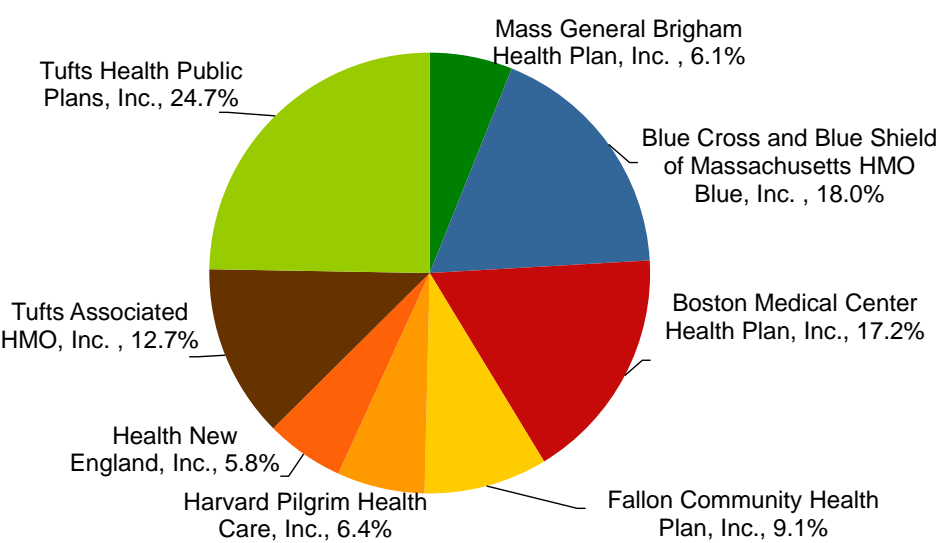
1st Quarter 2020 Share of Massachusetts HMO Market



1st Quarter 2022 Share of Massachusetts HMO Market



1st Quarter 2021 Share of Massachusetts HMO Market



1st Quarter 2023 Share of Massachusetts HMO Market

