


New Court Commitments to Massachusetts County Correctional Facilities During 2002

Massachusetts Department of Correction




Mitt Romney
Governor

Edward Flynn
Secretary of Public Safety

Michael T. Maloney
Commissioner

Kathleen M. Dennehy
Deputy Commissioner

April 2003



Author:

Research and Planning Division

Prepared by:

Pamela J. McLaughlin

Rhiana Kohl, Ph.D., Director

Massachusetts Department of Correction

Research and Planning Division

MCI-Concord/SFU Building

PO Box 9125

Concord, MA 01742

(978) 405-6600 (phone)

(978) 405-6680 (fax)

www.state.ma.us/doc/

Acknowledgments

The publication of this report would not be possible without the assistance of the Sheriffs and their staff. The County Houses of Correction Records and Administration staff submit monthly data's and provide Research & Planning at the DOC with access to the necessary information to produce this report.

The review of earlier drafts, particularly by DOC Research and Executive staff is much appreciated.

This report is accessible on the DOC website at www.state.ma.us/doc/ and is also available at the following libraries: Massachusetts State Library; Library of Congress, Washington D.C.; Boston Public Library; University of Massachusetts, Amherst; Springfield City Library; and Worcester Public Library.

If you have any questions regarding this report, please contact Research and Planning.

Approved by: Philmore Anderson III, State Purchasing Agent

Executive Summary

The total number of offenders sentenced to Massachusetts county facilities (houses of correction) during 2002 calendar year was 16,291. The breakdown by gender was 15,444 males (95% of total population) and 847 females (5% of total population). The largest racial/ethnic group represented was Caucasian (55%), followed by Hispanic (21%) and African American (21%). The average age of inmates with new court commitments during 2002 was 32 years for males and 33 years for females, ranging from 16 to 80 years of age. The average sentence length was six months. The average self-reported educational level was 11th grade.

Highlights

- In 2002, there were 16,291 commitments to County facilities. This represents an increase of five percent from the 16,089 commitments in 2001; the second such increase in the House of Correction population in five years.
- Along with the yearly increase (29%) among female new court commitments in County facilities, there has been a 6% increase over the ten-year period 1993 to 2002.
- Since 1999 there has been a fluctuation in the number of inmates committed 65 years or older that has not corresponded to the overall annual commitment rates. From 1999 to 2000 the number increased by 62%. Whereas from 2000 to 2001 the number decreased by 29%. From 2001 to 2002, the number increased by 27%.
- ⌘ Suffolk County had the largest increase in commitments (30%) from 1,951 in 2000 to 2,544 in 2001.
- Twenty-three percent of county commitments were committed for offenses against the person, twenty-two percent for property offenses, nineteen percent for drug offenses, fourteen percent for 'other' offenses, twelve percent for motor vehicle offenses, eight percent for operating under the influence of alcohol (OUI) and two percent for sex offenses.
- The most common offenses for which offenders were committed were assault/assault and battery (fifteen percent), motor vehicle violations (eleven percent), and O.U.I. (eight percent).
- Two percent were committed in lieu of a fine. There was a notable increase, 16%, in fines issued compared to the previous year (2001). Over the past five years the number of fines has decreased 29%.

⌘ Due to computer conversions, the commitment records for Suffolk County were limited for the period January through April 2000. In an effort to maintain data constancy, the Suffolk County commitments from May to December 2000 were pro rated to the entire 12-month calendar year. In addition to total number of commitments, the characteristics of the committed inmates were also pro rated for the same period.

Table of Contents

Acknowledgements.....	..i
Executive Summary.....	ii
Table of Contents.....	..iii
Introduction.....	iv
Demographic Characteristics of County New Court Commitments in 2002	1
Figure 1: County Commitments, 1993 to 2002.....	2
Table 1: Gender: 1998 to 2002.....	3
Figure 2: Gender: 1998 to 2002	3
Table 2: Race/Ethnicity: 1998 to 2002.....	4
Figure 3: Race/Ethnicity: 1998 to 2002.....	4
Table 3: Race/Ethnicity by Gender	5
Table 4: Age at Commitment: 1998 to 2002.....	6
Figure 4: Age at Commitment: 1998 to 2002.....	6
Table 5: Age at Commitment by Gender	7
Table 6: Last Grade Completed (Self Reported) by Gender	8
Table 7: Citizenship Status (Self Reported) by Gender	8
Table 8: Marital Status (Self Reported) by Gender.....	9
Table 9: Prior Address: County of Residence (Self Reported) by Gender	9
Current Offense.....	10
Table 10: Current Offense Categories: 1998 to 2002.....	11
Figure 5: Current Offense: 1998 to 2002.....	11
Table 11: Current Offense Categories by Gender	12
Table 12: Person Offenses by Gender	13
Table 13: Sex Offenses by Gender	14
Table 14: Property Offenses by Gender	15
Table 15: Drug Offenses by Gender.....	16
Table 16: Other Offenses by Gender	17
Sentencing and Court Information.....	18
Table 17: Sentence Length: 1998 to 2002	19
Figure 6: Sentence Length: 1998 to 2002	19
Table 18: Sentence Length by Gender	20
Table 19: Court from Which Committed by Gender	21
Table 20: Type of Sentence by Gender.....	21
Table 21: Committing Institution: 1998 to 2002.....	22
Figure 7: Committing Institution: 1998 to 2002.....	22
Table 22: Committing Institution by Gender	23
Table 23: County Correctional Population: January 1, 2002 to December 31, 2002	23
Glossary	24

Introduction

This report provides a statistical description of offenders committed to Massachusetts county facilities (houses of correction) during 2002. Offenders are described in terms of commitment institution, month of commitment, committing court, offense, sentence length, sentence type (weekend and jail sentences), sex, age, race, marital status, education, place of birth, and residence. Trends in court commitments to the county correctional system over the past decade are also presented.

All new court commitments and those individuals who began serving a new sentence during the year are included in this report. If an individual was committed more than once during 2002, each court commitment for that individual is counted separately. Information for offenders committed to the Massachusetts Department of Correction (state facilities) is not included in this report. Females serving a county sentence, but sentenced to a state facility are not included in this report.

The statistical tables were derived from information submitted by each county facility to the Research and Planning Division of the Massachusetts Department of Correction (DOC), and were produced on the DOC's VAX Computer System. A glossary of terms is provided in the back of this report to reference definitions of some terms used.

Due to computer conversions, the commitment records for Suffolk County were limited for the period January through April 2000. In an effort to maintain data constancy, the Suffolk County commitments from May to December 2000 were pro rated to the entire 12-month calendar year. In addition to total number of commitments, the characteristics of the committed inmates were also pro rated for the same period.

There are fourteen counties in Massachusetts. All counties, except for Nantucket County, have at least one county correctional facility administered by the county sheriff. These facilities usually contain a jail for pre-trial detainees, and a house of correction for sentenced inmates. Suffolk County has a separate facility for its jail (Nashua Street) and its house of correction (South Bay). Middlesex County has two facilities, a combined jail and house of correction in Billerica and a jail in Cambridge.

Four counties have specialized facilities for sentenced offenders: Essex County has the Correctional Alternative Center (CAC) in Lawrence; Hampden County has the Western Massachusetts Correctional Alcohol Center (WMCAC) facility in Springfield; Bristol County has the David R. Nelson Correctional Addiction Center (DRNCAC) in New Bedford; and Norfolk County has the Braintree Alternative Center (BAC) in Braintree. Individuals are not committed directly to these four facilities, but can be transferred to them from a house of correction or state correctional facility.

This report has been organized into three sections. The first section describes the demographic characteristics of 2002 new court commitments. The second section depicts information about criminal offenses for the inmate population. The third section addresses data regarding sentencing, such as court from which committed, type of sentence, and sentence length. Please note that due to rounding, percentages may not add to 100%.

Demographic Characteristics of County
Commitments in 2002

Figure 1

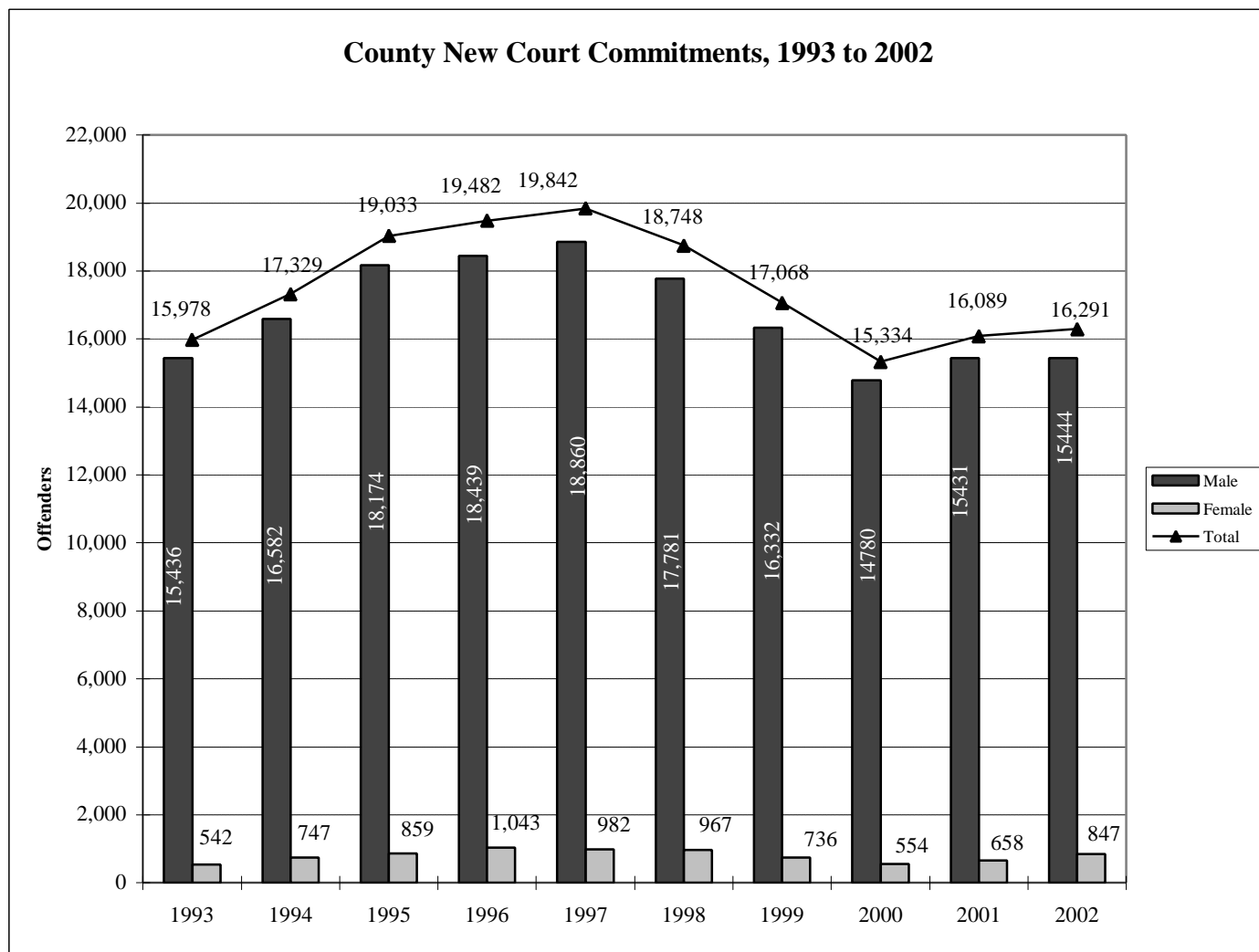


Table 1

New Commitments: by Gender 1998 to 2002

	1998		1999		2000		2001		2002		% Chng 01 vs 02
	N	%	N	%	N	%	N	%	N	%	%
Male	17,781	95	16,332	95	14,780	97	15,431	96	15,444	95	0
Female	967	5	736	5	554	3	658	4	847	5	29
Total	18,748	100	17,068	100	15,334	100	16,089	100	16,291	100	1

Figure 2

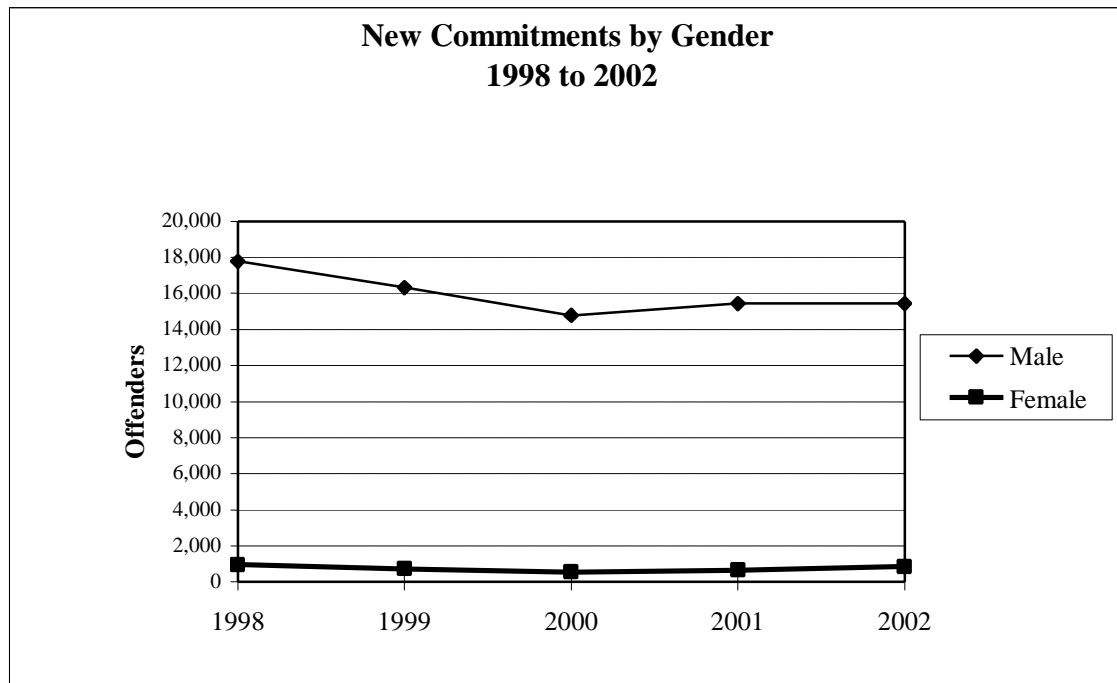


Table 2
New Commitments: Race/Ethnicity 1998 to 2002

	1998		1999		2000		2001		2002		% Chng 01 vs 02
	N	%	N	%	N	%	N	%	N	%	%
Caucasian	10,989	59	9,921	58	8,972	59	8,875	55	9,015	55	2
African American	3,965	21	3,588	21	3,147	21	3,391	21	3,500	22	3
Hispanic	3,463	18	3,170	19	3,000	20	3,467	22	3,377	21	-3
Other	331	2	389	2	215	1	356	2	399	2	12
Unknown	0	0	0	0	0	0	0	0	0	0	0
Total	18,748	100	17,068	100	15,334	101	16,089	100	16,291	100	1

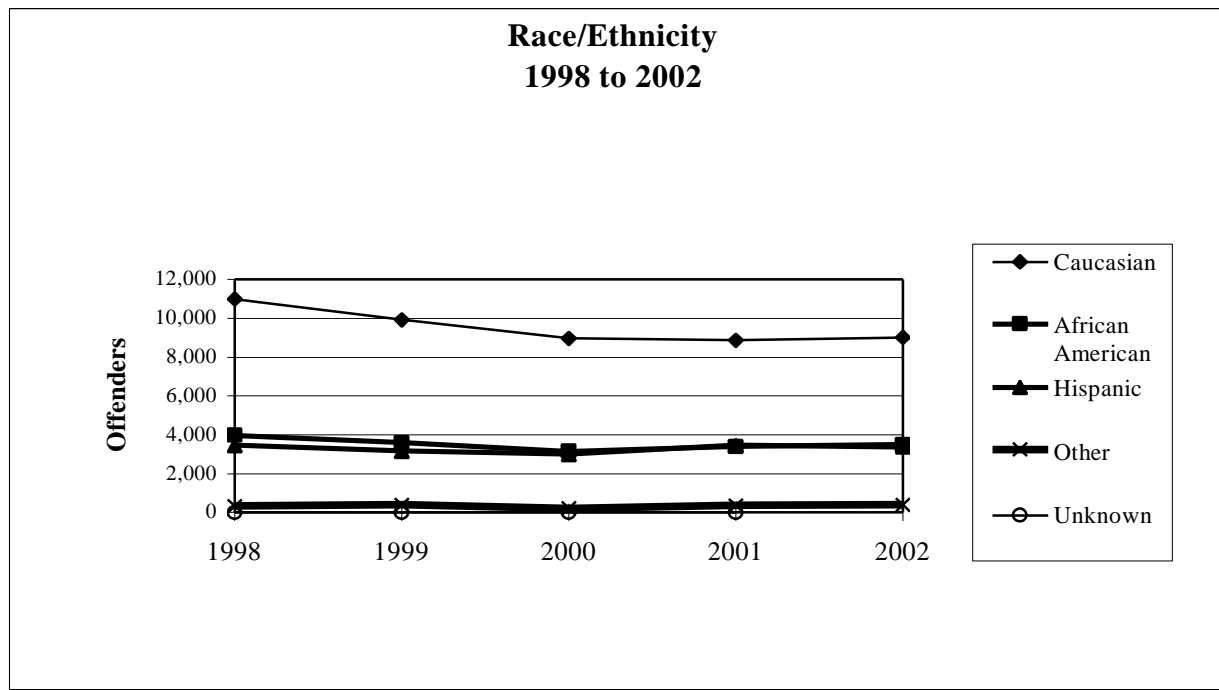
Figure 3


Table 3

New Commitments: Race/Ethnicity by Gender

	Female (%)		Male (%)		Total (%)	
Caucasian	487	58	8,528	55	9,015	55
African American	220	26	3,280	22	3,500	21
Hispanic	115	14	3,262	21	3,377	21
Native American	4	0	33	0	37	0
Asian	3	0	74	0	77	0
Other	18	2	267	2	285	2
Total	847	100	15,444	100	16,291	100

Table 4**New Commitments: Age at Commitment 1998 to 2002**

	1998		1999		2000		2001		2002		% Chng 01 vs 02
	N	%	N	%	N	%	N	%	N	%	%
19 or Younger	1,862	10	1,540	9	1,182	8	1,342	8	1,342	8	0
20 to 24	3,682	20	3,411	20	3,288	22	3,638	23	3,703	23	2
25 to 29	3,249	17	2,907	17	2,425	16	2,453	15	2,495	15	2
30 to 39	6,442	34	5,814	34	5,126	33	5,133	32	5,071	32	-1
40 to 64	3,474	19	3,370	20	3,271	21	3,493	22	3,642	22	4
65 and Older	39	0	26	0	42	0	30	0	38	0	27
Total	18,748	100	17,068	100	15,334	100	16,089	100	16,291	100	1

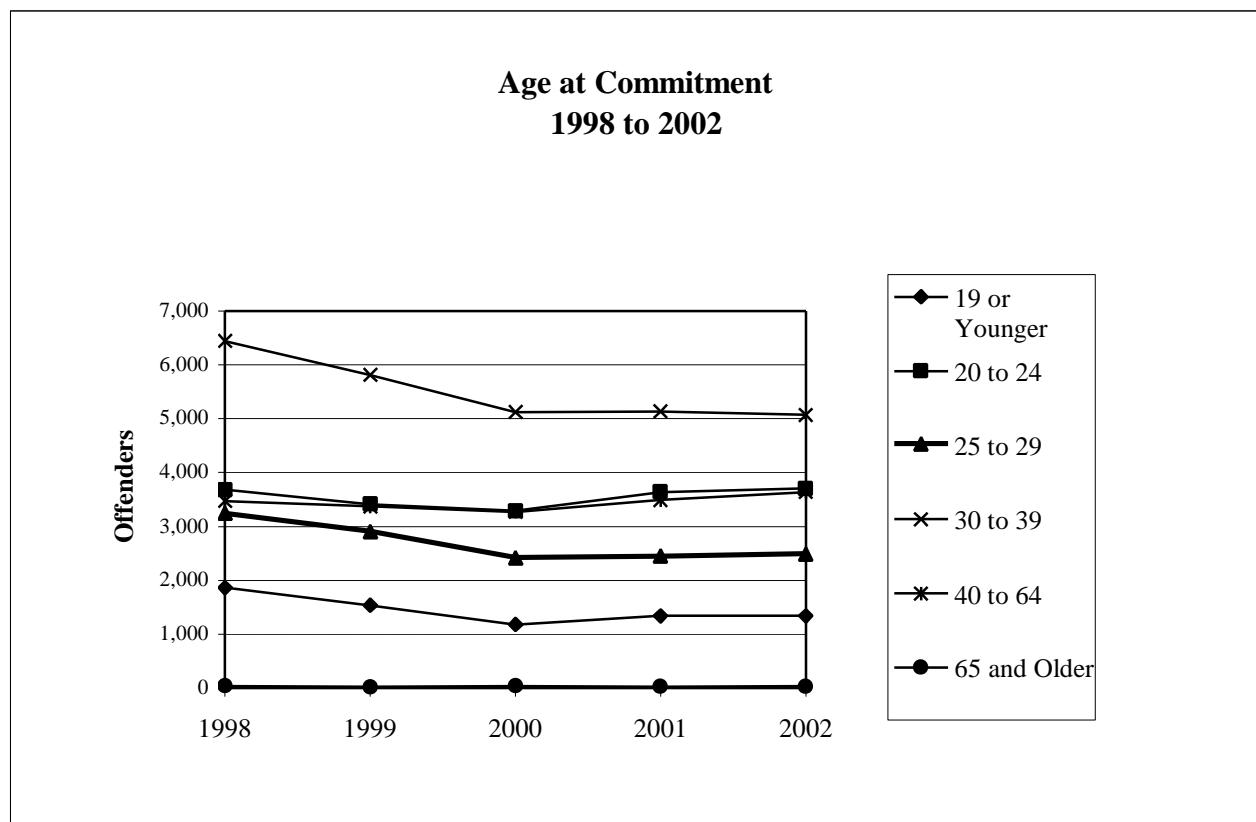
Figure 4

Table 5**New Commitments: Age at Commitment by Gender**

	Female (%)		Male (%)		Total (%)	
15 yrs	0	0%	0	0%	0	0%
16 yrs	0	0%	1	0%	1	0%
17 yrs	7	1%	107	1%	114	1%
18 yrs	11	1%	496	3%	507	3%
19 yrs	21	2%	699	5%	720	4%
20 yrs	29	3%	811	5%	840	5%
21 yrs	22	3%	762	5%	784	5%
22 yrs	27	3%	739	5%	766	5%
23 yrs	22	3%	667	4%	689	4%
24 yrs	17	2%	607	4%	624	4%
25-29 yrs	118	14%	2,377	15%	2,495	15%
30-34 yrs	190	22%	2,411	16%	2,601	16%
35-39 yrs	191	23%	2,279	15%	2,470	15%
40-44 yrs	114	13%	1,743	11%	1,857	11%
45-49 yrs	58	7%	1,035	7%	1,093	7%
50-54 yrs	15	2%	422	3%	437	3%
55-59 yrs	2	0%	183	1%	185	1%
60-64 yrs	2	0%	68	0%	70	0%
65-69 yrs	1	0%	26	0%	27	0%
70 yrs or Older	0	0%	11	0%	11	0%
Total	847	100%	15,444	100%	16,291	100%

Age at commitment:

The median age was 32 years (for both females and males)

The average age was 32 years for males

The average age was 33 years for females

Age at commitment - Ranges:

Females - 17 years to 69 years

Males - 16 years to 80 years

Table 6**New Commitments: Last Grade Completed (Self Reported) by Gender**

	Female	(%)	Male	(%)	Total	(%)
3rd or Less	2	0%	77	0%	79	0%
4th	1	0%	48	0%	49	0%
5th	1	0%	48	0%	49	0%
6th	0	0%	106	1%	106	1%
7th	8	1%	203	1%	211	1%
8th	33	4%	522	3%	555	3%
9th	64	8%	1,432	9%	1,496	9%
10th	53	6%	1,954	13%	2,007	12%
11th	82	10%	2,470	16%	2,552	16%
High School Grad	256	30%	5,685	37%	5,941	36%
Some College	87	10%	1,263	8%	1,350	8%
College Grad	13	2%	238	2%	251	2%
Grad. School	6	1%	72	0%	78	0%
Unknown	241	28%	1,326	9%	1,567	10%
Total	847	100%	15,444	100%	16,291	100%

Table 7**New Commitments: Citizenship Status (Self-Reported) by Gender**

	Female	(%)	Male	(%)	Total	(%)
US Citizen - Mass Born	559	66	10,091	65	10,650	65
US Citizen - Other State	198	23	2,695	17	2,893	18
US Citizen - US Territory	56	7	1,511	10	1,567	10
US Citizen - Foreign Born	20	2	736	5	756	5
Unknown	14	2	411	3	425	2
Total	847	100	15,444	100	16,291	100

Table 8**New Commitments: Marital Status (Self-Reported) by Gender**

	Female (%)		Male (%)		Total (%)	
Married	54	6%	1,185	8%	1,239	8%
Single	412	49%	8,266	54%	8,678	53%
Divorced	63	7%	882	6%	945	6%
Widowed	10	1%	30	0%	40	0%
Common Law	0	0%	2	0%	2	0%
Separated	35	4%	317	2%	352	2%
Unknown	273	32%	4,762	31%	5,035	31%
Total	847	100%	15,444	100%	16,291	100%

Table 9**New Commitments: County of Prior Address (Self Reported) by Gender**

	Female (%)		Male (%)		Total (%)	
Barnstable	64	8%	475	3%	539	3%
Berkshire	78	9%	490	3%	568	3%
Bristol	118	14%	1,552	10%	1,670	10%
Dukes	3	0%	24	0%	27	0%
Essex	10	1%	1,258	8%	1,268	8%
Franklin	27	3%	202	1%	229	1%
Hampden	210	25%	1,994	13%	2,204	14%
Hampshire	16	2%	273	2%	289	2%
Middlesex	19	2%	1,794	12%	1,813	11%
Nantucket	0	0%	16	0%	16	0%
Norfolk	21	2%	724	5%	745	5%
Plymouth	26	3%	1,121	7%	1,147	7%
Suffolk	211	25%	2,637	17%	2,848	17%
Worcester	16	2%	2,295	15%	2,311	14%
MA-County Unknown	10	1%	113	1%	123	1%
Out of State	17	2%	423	3%	440	3%
Foreign Country	0	0%	1	0%	1	0%
U.S. Territory	0	0%	0	0%	0	0%
Unknown	1	0%	52	0%	53	0%
Total	847	100%	15,444	100%	16,291	100%

Current Offense

Table 10

New Commitments: Current Offense Categories 1998 to 2002

	1998		1999		2000		2001		2002		% Chng 01 vs 02
	N	%	N	%	N	%	N	%	N	%	%
Person	4,484	24	3,989	23	3,560	23	3,789	23	3,785	23	0
Property	3,865	21	3,508	21	3,204	21	3,486	22	3,519	22	1
Sex	362	2	356	2	310	2	284	2	336	2	18
Drug	3,483	19	3,223	19	2,855	19	3,100	19	3,164	19	2
Other	6,554	35	5,992	35	5,405	35	5,430	34	5,487	34	1
Total	18,748	100	17,068	100	15,334	100	16,089	100	16,291	100	1

Figure 5

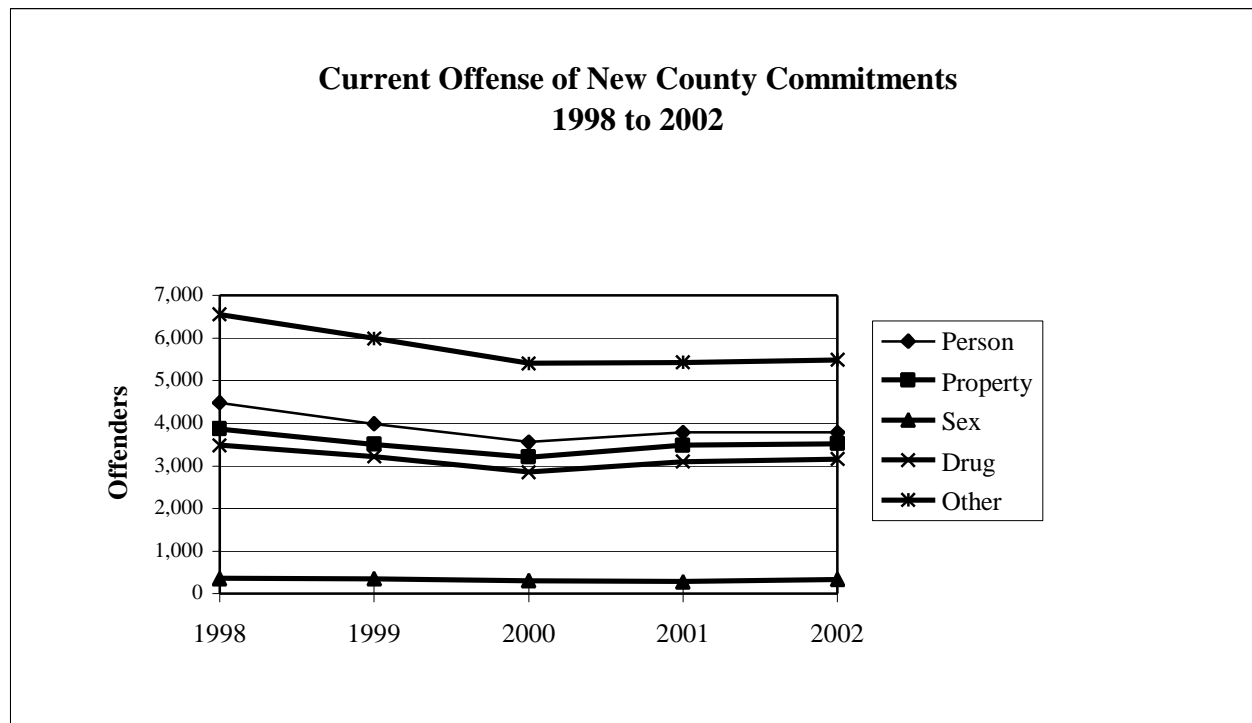


Table 11

New Commitments: Current Offense Categories by Gender

	Female (%)		Male (%)		Total (%)	
Person	119	14	3,666	24	3,785	23
Sex	4	0	332	2	336	2
Property	240	28	3,279	21	3,519	22
Drug	226	27	2,938	19	3,164	19
Other	258	31	5,229	34	5,487	34
Total	847	100	15,444	100	16,291	100

Table 12**New Commitments: Person Offenses by Gender**

	Female	(%)	Male	(%)	Total	(%)
Not a Person Offense	728	87	11,778	76	12,506	77
Unarmed Assault	66	8	2,363	15	2,429	15
Armed Assault	45	5	1,145	7	1,190	7
Extortion	0	0	1	0	1	0
Unarmed Robbery	1	0	28	0	29	0
Vehicular Homicide	2	0	30	0	32	0
Stalking	1	0	18	0	19	0
Armed Robbery	1	0	17	0	18	0
Assault With Intent to Murder	0	0	4	0	4	0
Kidnapping	0	0	4	0	4	0
Manslaughter	0	0	4	0	4	0
Civil Rights Violation	0	0	3	0	3	0
Conspiracy	0	0	13	0	13	0
Mayhem	1	0	5	0	6	0
A&B on an Elderly Person	0	0	8	0	8	0
A&B DW on an Elderly Person	0	0	12	0	12	0
Accessory	0	0	4	0	4	0
A&B on a Child	2	0	5	0	7	0
Putting A Person in Fear	0	0	2	0	2	0
Total	847	100	15,444	100	16,291	100

Person Offenses

Crimes Against the Person (primarily Massachusetts General Law Chapter 265 offenses).

Table 13**New Commitments: Sex Offenses by Gender**

	Female	(%)	Male	(%)	Total	(%)
Not a Sex Offense	843	100	15,112	98	15,955	98
Assault W/Int to Rape	1	0	195	1	196	1
Assault W/Int to Rape, Child	0	0	3	0	3	0
Rape of Child	2	0	33	0	35	0
Gross Sexual Misconduct	1	0	74	0	75	0
Rape	0	0	15	0	15	0
Unnatural Acts	0	0	3	0	3	0
Indecent Aslt. Mentally Handicapped	0	0	2	0	2	0
Incest	0	0	1	0	1	0
Sex Offense Involving a Minor	0	0	6	0	6	0
Total	847	100	15,444	100	16,291	100

Sex Offenses

Sex Offenses Against the Person. Consist of Massachusetts General Law Chapter 265 (crimes against the person) and Chapter 272 offenses (crimes against chastity, morality, decency and good order).

Table 14**New Commitments: Property Offenses by Gender**

	Female (%)		Male (%)		Total (%)	
Not a Property Offense	607	72	12,165	79	12,772	78
Burglary	16	2	891	6	907	6
Armed Burglary	0	0	1	0	1	0
Larceny	102	12	842	5	944	6
Vehicular Theft	9	1	338	2	347	2
Destruction of Property	10	1	263	2	273	2
Possession of Stolen Goods	18	2	282	2	300	2
Stealing	48	6	256	2	304	2
Larceny From Person	5	1	145	1	150	1
Forgery & Uttering	24	3	122	1	146	1
Possession of Burglary Tools	2	0	58	0	60	0
Fraud	6	1	50	0	56	0
Embezzlement	0	0	4	0	4	0
Arson	0	0	27	0	27	0
Total	847	100	15,444	100	16,291	100

Property Offenses

Crimes Against Property (primarily Massachusetts General Law Chapter 266 offenses).

Table 15**New Commitments: Drug Offenses by Gender**

	Female	(%)	Male	(%)	Total	(%)
Not a Drug Offense	621	73	12,506	81	13,127	81
Controlled Substance - Class B	83	10	896	6	979	6
Controlled Substance - Class A	85	10	997	6	1,082	7
Controlled Substance - Class D	24	3	581	4	605	4
Possession of a Syringe	10	1	133	1	143	1
Possession of a Controlled Substance	4	0	48	0	52	0
Poss. of a Cont. Sub. In School Zone	9	1	153	1	162	1
Controlled Substance - Class C	1	0	29	0	30	0
Conspiracy	4	0	36	0	40	0
Controlled Substance - Class E	1	0	28	0	29	0
Being Present Where Narcotics are Kept	1	0	6	0	7	0
Manufacture Counterfeit Drugs	0	0	7	0	7	0
OUI-Narcotics	0	0	0	0	0	0
Theft of a Controlled Substance	0	0	2	0	2	0
Utter False Prescription	4	0	22	0	26	0
Total	847	100	15,444	100	16,291	100

Drug Offenses

Massachusetts General Law Chapter 94C Offenses.

Table 16**New Commitments: Other Offenses by Gender**

	Female (%)		Male (%)		Total (%)	
Not an Other Offense	589	70	10,215	66	10,804	66
Motor Vehicle Offenses	59	7	1,838	12	1,897	12
Operating Under the Influence	56	7	1,235	8	1,291	8
Other Offenses	2	0	100	1	102	1
Decency/Public Peace Crimes	47	6	414	3	461	3
Other Weapons Offenses	6	1	288	2	294	2
Contempt of Court	9	1	274	2	283	2
Violation of Court Order	6	1	366	2	372	2
Nonsupport	5	1	336	2	341	2
Resisting Arrest	3	0	122	1	125	1
Trespassing	8	1	96	1	104	1
Attempts to Commit a Crime	0	0	58	0	58	0
Prostitution	54	6	7	0	61	0
Escape	0	0	21	0	21	0
Minor in Possession of Alcohol	2	0	16	0	18	0
Cruelty to Animals	0	0	2	0	2	0
False Alarm	0	0	5	0	5	0
Intimidate Witness	1	0	44	0	45	0
Environmental Offenses	0	0	0	0	0	0
Obstructing Justice	0	0	4	0	4	0
Impersonating an Officer	0	0	2	0	2	0
Violation of Labor Laws	0	0	0	0	0	0
Gaming	0	0	1	0	1	0
Total	847	100	15,444	100	16,291	100

Other Offenses

Miscellaneous offenses that are not clearly categorized into one of the other offense categories of Person, Property, Sex or Drug.

Sentencing and Court Information

Table 17**New Commitments: Sentence Length at Commitment 1998 to 2002**

	1998		1999		2000		2001		2002		% Chng 01 vs 02
	N	%	N	%	N	%	N	%	N	%	
Fine	552	3	404	2	356	2	337	2	391	2	16
Less than 1 Month	1,700	9	1,591	9	1,459	10	1,349	8	1,368	8	1
1 month	1,798	10	1,612	9	1,504	10	1,545	10	1,620	10	5
2 to 5 months	4,254	23	3,945	23	3,519	23	3,746	23	3,710	23	-1
6 to 11 months	4,650	25	4,242	25	3,959	26	4,345	27	4,344	27	0
12 to 17 months	3,107	16	2,877	17	2,499	16	2,535	16	2,693	17	6
18 to 23 months	1,048	5	996	6	825	5	845	5	840	5	-1
24 months or more	1,639	9	1,401	8	1,213	8	1,387	9	1,325	8	-4
Total	18,748	100	17,068	99	15,334	100	16,089	100	16,291	100	1

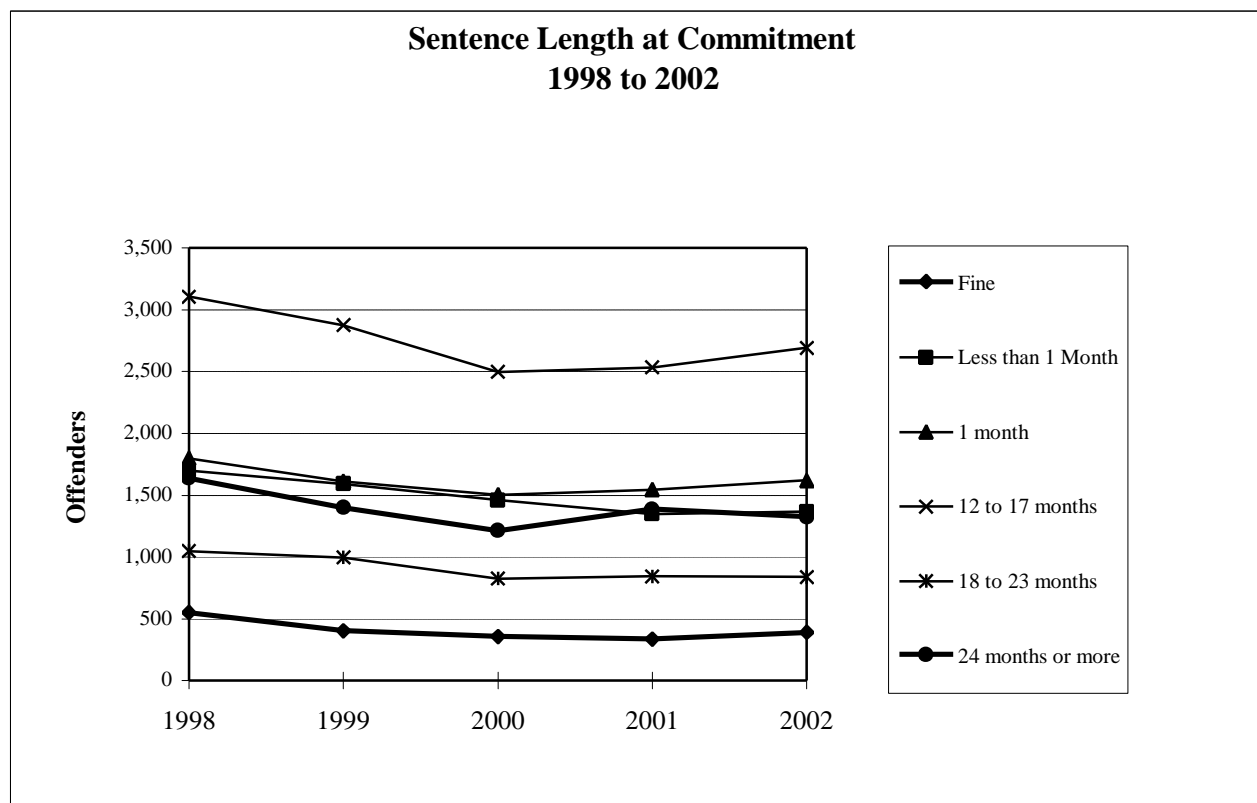
Figure 6

Table 18**New Commitments: Sentence Length by Gender**

	Female (%)		Male (%)		Total (%)	
Fine	15	2%	376	2%	391	2%
< 1 Month	88	10%	1,280	8%	1,368	8%
1 Month	86	10%	1,534	10%	1,620	10%
2 Months	63	7%	1,186	8%	1,249	8%
3 Months	93	11%	1,524	10%	1,617	10%
4 Months	64	8%	535	3%	599	4%
5 Months	26	3%	219	1%	245	2%
6 Months	207	24%	3,074	20%	3,281	20%
7 Months	0	0%	51	0%	51	0%
8 Months	6	1%	109	1%	115	1%
9 to 11 Months	45	5%	852	6%	897	6%
12 Months	83	10%	2,392	15%	2,475	15%
13 to 17 Months	5	1%	213	1%	218	1%
18 Months	19	2%	731	5%	750	5%
19 to 23 Months	2	0%	88	1%	90	1%
24 Months	30	4%	820	5%	850	5%
25+ Months	15	2%	460	3%	475	3%
Total	847	100%	15,444	100%	16,291	100%

Table 19**New Commitments: Court From Which Committed by Gender**

	Female (%)		Male (%)		Total (%)	
Barnstable D.C.	68	8%	492	3%	560	3%
Berkshire D.C.	80	9%	474	3%	554	3%
Bristol D.C.	130	15%	1,559	10%	1,689	10%
Dukes D.C.	2	0%	29	0%	31	0%
Essex D.C.	1	0%	1,280	8%	1,281	8%
Franklin D.C.	31	4%	226	1%	257	2%
Hampden D.C.	191	23%	1,756	11%	1,947	12%
Hampshire D.C.	13	2%	301	2%	314	2%
Middlesex D.C.	4	0%	1,793	12%	1,797	11%
Nantucket D.C.	0	0%	15	0%	15	0%
Norfolk D.C.	1	0%	855	6%	856	5%
Plymouth D.C.	3	0%	1,003	6%	1,006	6%
Suffolk D.C.	255	30%	2,354	15%	2,609	16%
Worcester D.C.	3	0%	2,285	15%	2,288	14%
Superior Courts	65	8%	1,022	7%	1,087	7%
Total	847	100%	15,444	100%	16,291	100%

Table 20**New Commitments: Sentence Type by Gender**

	Female (%)		Male (%)		Total (%)	
Simple	831	98	14,990	97	15,821	97
Fine	15	2	376	2	391	2
Weekend/Week Day	1	0	78	1	79	0
Total	847	100	15,444	100	16,291	100

Table 21

New Commitments: by Committing Institution 1998 to 2002

	1998		1999		2000		2001		2002		% Chng 01 vs 02
	N	%	N	%	N	%	N	%	N	%	%
Barnstable	635	3	546	3	538	4	574	3	625	4	9
Berkshire	576	3	569	3	560	4	587	4	594	4	1
Bristol	1,979	13	1,988	12	2,047	13	1,905	12	1,770	11	-7
Dukes	48	0	38	0	38	0	36	0	30	0	-17
Essex	1,731	10	1,536	9	1,398	9	1,274	8	1,302	8	2
Franklin	283	1	245	1	240	1	258	2	278	2	8
Hampden	2,484	12	2,111	12	1,999	13	2,341	14	2,288	14	-2
Hampshire	399	2	310	2	309	2	375	2	337	2	-10
Middlesex	2,349	13	2,125	13	1,959	13	1,895	12	1,995	12	5
Norfolk	1,268	6	1,110	7	1,057	7	935	6	960	6	3
Plymouth	1,315	7	1,148	7	1,025	7	1,008	6	1,010	6	0
Suffolk	3,348	16	2,888	17	1,951	13	2,544	16	2,755	17	8
Worcester	2,333	14	2,454	14	2,213	14	2,357	15	2,347	14	0
Total	18,748	100	17,068	100	15,334	100	16,089	100	16,291	100	1

Figure 7

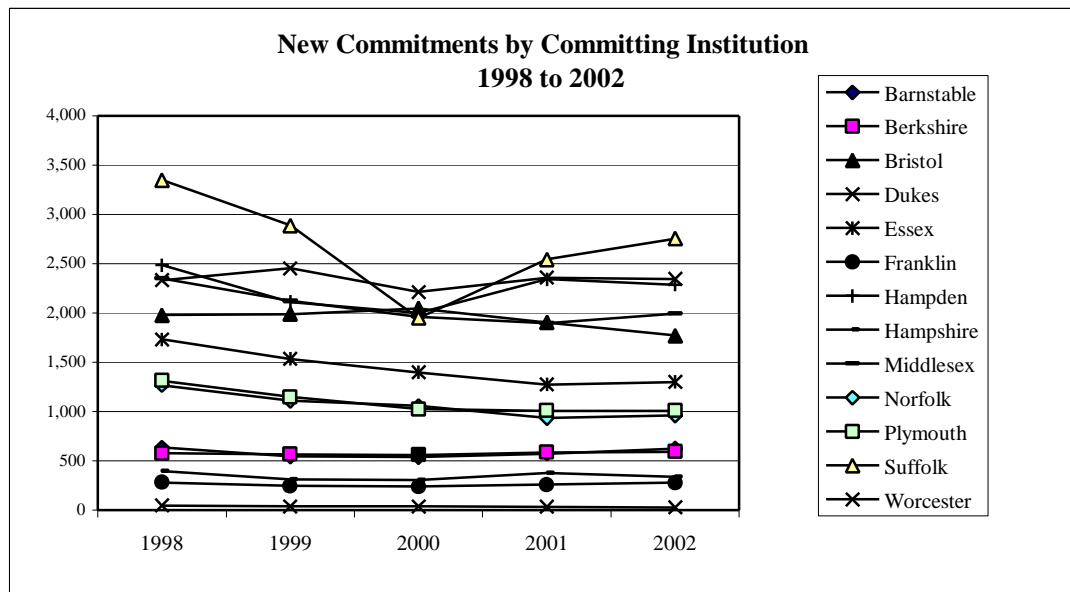


Table 22**New Commitments: Committing Institution by Gender**

	Female (%)		Male (%)		Total (%)	
Barnstable	75	9%	550	4%	625	4%
Berkshire	86	10%	508	3%	594	4%
Bristol	141	17%	1,629	11%	1,770	11%
Dukes	1	0%	29	0%	30	0%
Essex	0	0%	1,302	8%	1,302	8%
Franklin	18	2%	260	2%	278	2%
Hampden	253	30%	2,035	13%	2,288	14%
Hampshire	0	0%	337	2%	337	2%
Middlesex	3	0%	1,992	13%	1,995	12%
Nantucket	0	0%	0	0%	0	0%
Norfolk	1	0%	959	6%	960	6%
Plymouth	0	0%	1,010	7%	1,010	6%
Suffolk	267	32%	2,488	16%	2,755	17%
Worcester	2	0%	2,345	15%	2,347	14%
Total	847	100%	15,444	100%	16,291	100%

Table 23**New Commitments: County Correction Population
January 1, 2002 to December 31, 2002**

	Average Daily Population	Beginning Population	Ending Population	Design Capacity	%ADP Capacity
Barnstable	266	245	263	110	242%
Berkshire	290	262	301	116	250%
Bristol	1,091	959	1,106	666	164%
Dukes	23	21	21	19	121%
Essex	1,308	1,255	1,284	635	206%
Franklin	160	149	160	63	254%
Hampden	1,814	1,777	1,744	1,303	139%
Hampshire	223	214	244	248	90%
Middlesex	1,103	1,030	1,091	1,035	107%
Norfolk	512	475	511	379	135%
Plymouth	1,469	1,411	1,478	1,140	129%
Suffolk	2,241	2,183	2,197	1,599	140%
Worcester	1,260	1,208	1,255	790	159%
Total	11,760	11,189	11,655	8,103	145%

Glossary

ADP	Average Daily Population
Design Capacity	Population capacity each institution was designed to hold.

Facilities

BAC	Braintree Alternative Center
DRNCAC	David R. Nelson Correctional Addiction Center
LCAC	Lawrence Correctional Alternative Center
WMCAC	Western Massachusetts Correctional Alcohol Center

Sentence Type

Fine	Offender was given a fine, but because he or she was unwilling or unable to pay the fine, is serving time in prison.
Simple	One sentence received for a single offense.
Weekend/Week Day	A one to two day sentence that is to be served during a weekend or during a specified day of the week.

Offenses

Drug Offense

	Massachusetts General Law Chapter 94C Offenses.
Drug Violation School/Park	Drug violation near a school or park.
Fraudulent Prescriptions	Includes uttering false prescriptions and subsequent offenses; drugs obtained by fraud.
Induce Minors in Sale and Distribution of Drugs	Induce Minors in Sales and Distribution of Drugs. Includes drug funds, induce minors to possess, induce minors to distribute.
Unlawful Possession of Particular Controlled Substance	Unlawful Possession of Particular Controlled Substances Including Heroin and Marijuana. The following are the controlled substance categories:
Class A	Heroin and morphine;
Class B	Cocaine; opium, amphetamines, barbiturates, and PCP;
Class C	Hallucinogens (LSD, hashish);
Class D	Marijuana;
Class E	Prescription drugs;
No Class Specified	Type of drug is not indicated by the sentence.
Possession of Hypodermic Syringe/Instrument	Includes possession of hypodermic needle or any instrument adapted for the administration of narcotic drugs; hypodermic violation.

Other Offense

	Miscellaneous offenses that are not clearly categorized into one of the other offense categories of Person, Property, Sex or Drug.
Bribery/Corruption	Includes corrupt gifts/offers to influence; bribery; corrupt gifts/offers to influence acts; solicitation of gifts; corruption; financial interest of state employees; giving or receiving gifts; fiduciary; threatening economic injury.

Cruelty to Animals	Includes rabies vaccination penalty; killing or injury to domestic animals; cruelty to animals; willfully injuring police dogs or horses.
Delivering/Receiving Articles for Inmates	Includes delivering drugs to prisoners; inmates bringing drugs/weapons into facilities.
Deriving Support from Prostitution	Includes keeping and maintaining house of prostitution or house of ill fame; deriving support from a prostitute (pimping); procuring a person to practice prostitution.
Domestic Abuse Prevention	Includes orders to vacate marital home and orders of restraint; domestic abuse prevention.
Environmental Offenses	Includes discharge of pollutants into waters; illegal dumping; illegal taking of shellfish; violation of wetlands protection act.
Escape	Includes attempts, aiding an escape, accessory to escape. Escapes from work, education, program release activity, prison camp, jail.
False Alarm of Fire/Removal of Fire Devices	False Alarm of Fire/Removal of Fire Protective Devices. Includes tampering with fire protection device; false alarm of fire.
Gaming	Includes organizing gambling syndicates; place for registering bets.
Habitual Criminal	Sentence if no punishment is provided by statute; punishment of habitual criminal.
Leave the Scene of Vehicular Accident	Motor vehicle accident, personal injury, damage.
Miscellaneous Other Offense	Includes violation of a civil ordinance, inhaling toxic vapors; tax evasion, threatening tax collector, contributing to the delinquency of a minor, home improvement contractor violation/unlicensed; procuring miscarriage, dies in consequence of miscarriage; disinterring bodies.
Non-Support or Abandonment of Child	Infant abandonment and death from abandonment; abandonment and non-support; the illegal refusal to support a child.
Obstruction of Justice	Includes obstruction of justice; compounding or concealing felonies; false report of crime to police officer.
Other Decency/Public Peace Crimes	Includes promoting of anarchy, inciting a riot; common night walker, brawlers, disorderly acts, indecent exposure, lewd, wanton and lascivious behavior, idle and disorderly; threat to commit a crime; recognizance to keep the peace; affray, threats, disturbing of peace in presence of justice.
Other Motor Vehicle Offenses	Does not include vehicular homicide, OUI, OUI with injury, or leaving the scene. Includes violation of Automobile Law, violation of Motor Vehicle Law; failure to yield right away to emergency vehicles; operating unregistered; operating after suspension; operating motor vehicle after suspension or revocation of license (this includes operating after revocation, habitual offender, illegally attaching plates, operating after suspension); using motor vehicle without authority, leaving scene after motor vehicle homicide; refusal to submit to police officer; leasing motor vehicle on mileage basis fraud violation; operating motor vehicle without liability policy, bond.
Other Weapons Offense	Includes shooting across highway near dwelling; firearm license violation - purchase for use of another; throwing or shooting of missiles; use of a firearm during commission of a felony; possession of infernal machine; carrying dangerous weapon first or subsequent; sale of silencers for firearms, knife, dagger, etc. with prior felony; tear gas use in commission of crime; possession of machine or shot guns; use of body armor in commission of crime; quantity of firearms; firearms sales, distribution or transfer; selling firearm without

	registering of serial number; possess firearm without ID; possession of firearm on school grounds; possession of large capacity weapon without firearm identification; possession of defaced firearm in a felony; defacing a firearm, discharge of firearm within 500 feet of a dwelling; possession of explosives or other dangerous substances; weapons violation with prior.
OUI, Alcohol or Drugs, With or Without Injury	Operating a Motor Vehicle Under the Influence of Alcohol or Drugs With or Without Injury. Includes operating under the influence; operating under the influence with injury resulting.
Perjury/Contempt of Court	Includes contempt; perjury; attempt to procure another to commit perjury; disruption of court proceedings; perjury, statements alleging motor vehicle thefts; penalties for violation of confidentiality and for perjury; failure to appear.
Prostitution	Includes soliciting for prostitute; prostitution; engaging in sex for a fee.
Sale/Possession of Alcohol to Minor < 21	Sale or Possession of Alcohol to Minor Under 21. Includes sale, delivery or furnishing alcoholic beverages to persons under 21, employment of persons under 18; persons under 21 purchase or attempt to purchase; open container.
Violation of Labor Laws	Includes illegal payment of wages; frivolous proceedings, costs; failure to provide payment/compensation.
Weapons Violation, Bartley-Fox Gun Law	Carrying a firearm without a license (mandatory 1 year sentence).
<u>Person Offense</u>	Crimes Against the Person (primarily Massachusetts General Law Chapter 265 offenses).
Accessory Before the Fact	Includes aiders, accessory before the fact; prosecution as accessory before the fact.
Armed Assault in Dwelling Houses	Includes armed assault in dwelling houses. The act may be an actual assault or an attempt.
Assault to Rob not Being Armed	Includes assault to rob not being armed, assault to rob, assault with intent to rob, assault with intent to rob by force and violence.
Assault with Intent to Commit Felony	Includes assault with intent to commit felony, injury to firefighter, assault with intent to intimidate, assault and battery for intimidation with bodily injury, causing injury during physical training.
Assault with Intent to Commit Murder	Includes assault with intent to murder, maim, etc.; assault to commit murder; assault with intent to kill.
Assault with Intent to Rob or Murder, Being Armed	Includes assault with intent to rob or murder being armed; assault with a deadly weapon with intent to rob.
Assault/Assault and Battery	Includes assault, assault and battery, assault and battery on an officer, E.M.T. or a public servant, assault and battery to collect loan.
Assault/A&B with a Dangerous Weapon	Assault/assault and Battery with a Dangerous Weapon. Includes assault and battery with a dangerous weapon; assault with a dangerous weapon.
Attempted Murder	Includes all attempts to commit murder, other than assaults: attempted murder, attempts to commit murder by poisoning, drowning, or strangling, poisoning with intent to kill/injure.
A&B Upon an Elderly or Disabled Person	Assault and Battery on an Elderly or Disabled Person. Includes assault and Battery upon elderly or disabled causing injury, serious injury, permanent bodily injury.

A&B with a Dangerous Weapon, Victim 60+	Assault and Battery with a Dangerous Weapon, Victim 60 and Over. Includes assault and battery by means of a dangerous weapon, victim 60 or older.
Conspiracy	If crime is specified, (i.e., conspiracy to commit larceny), the offense is listed under the specified crime. If crime is not specified, the offense is listed under this category.
Extortion	Includes attempts to extort money, threats, threat to commit crime.
Kidnapping	Includes abduction, holding a correction officer hostage, kidnapping with intent to extort, kidnapping of minor by relative.
Manslaughter	Includes negligent homicide, voluntary or involuntary manslaughter.
Stalking	Includes stalking in violation of a restraining order (1st offense), stalking as a subsequent offense, harassing or making threats.
Stealing by Confining or Putting in Fear	Confining or Putting in Fear a Person for the Purpose of Stealing Includes breaking, burning or blowing up a safe; intimidate to steal from a depository.
Unarmed Robbery	Includes robbery, robbery not being armed, robbery by force and violence.
Violation of Civil Rights	Includes civil rights violation, civil rights violation with bodily injury, violation of civil rights with injury.
<u>Property Offense</u>	Crimes Against Property (primarily Massachusetts General Law Chapter 266 offenses).
Arson and Attempted Arson	Includes burning or aiding to burn a dwelling, other buildings, personal property; attempting to burn building; injury or destruction of woods by fire; injury due to negligent use of fire; negligent use of fire in towns; burning insured property with intent to defraud; injury to fire engines; destruction or injury by explosives; throwing explosives at property or persons; use or possession of flammable liquid in breakable container.
Burglary, Armed or an Assault	Includes armed burglary, breaking and entering with intent to assault with or without dangerous weapon.
Destruction of Property	Includes injury or destruction of electrical utility property, boundary markings, historical monuments, schoolhouse or church, building, personal property; defacement or injury of county building; throwing oil of vitriol; destroying timber; breaking glass or injury to fences; defacement of property with paint; injury to religious, educational, etc., institutions; destruction of property by inmate at correctional institution; destruction of property by prisoners; damaging irrigation machinery; destruction or alteration of motor vehicle identification numbers; alteration of identifying numbers.
Embezzlement	Includes bank officers, fraud or embezzlement; embezzlement by brokers/agents; fiduciaries fraud; defraud company's assets.
Forgery and Uttering	Includes forgery or alteration of lottery tickets; stealing, forging or falsifying; making false certificate of title, learning permits, licenses, registration or inspection stickers; obtaining signature under false pretenses; unlawful use of credit cards; publishing code of non-existing credit cards; false/forged records, certificates, returns; railroad tickets, passes or badges, injuries, defrauds, falsely makes, alters, forges or counterfeits; uttering false records; possession of 10 or more counterfeit bills; uttering false instrument; possession of false/forged counterfeit bills, tools/materials to make counterfeit notes.

Fraud	Includes false representation; securities violations; provider making false representations; fraud of telecommunication service; fraudulent use of telecommunication; obtaining goods by fraud; stock, fraudulent issue or transfer; corporation, books false entries with intent to defraud; presentation of Fraud false claims; obtaining goods under false pretenses; false invoice of cargo, intent to defraud insurer; insurance policy, penalty/fraud claims; interception of wire and oral communications.
Larceny From Elder or Disabled Person	Includes larceny from person 65 or older; larceny from person 60 or older, or disabled.
Larceny/Stealing	Includes stealing in building, vessel or railroad car, stealing in a truck, tractor/semi-trailer or freight container; larceny - general provision and penalties; larceny by check; unlawful taking of money by transporter; larceny of bicycle; concealing leased or rented property.
Receiving Stolen Goods	Includes receiving and buying stolen goods; common receiver of stolen goods (habitual).
Shoplifting	Includes shoplifting as a third offense.
Theft of Motor Vehicle or Non-Motor Vehicle	Removal of motor vehicle with intent to defraud insurer; theft of motor vehicle or trailer; concealment of motor vehicle or trailer thief; unlawful taking or use of transportation media.
Unarmed Burglary/Breaking and Entering	Includes unarmed breaking and entering in night time; breaking and entering a building, vessel or vehicle in night time with intent to commit a misdemeanor or felony, entering by daytime or breaking and entering by night time a building, vehicle or vessel with intent to commit a felony; entering dwelling in night time or breaking and entering in a building, vehicle or vessel in daytime with intent to commit a felony; breaking and entering or entering railroad car with intent to commit a felony; breaking and entering trucks, tractors or trailers.
<u>Sex Offense</u>	Sex Offenses Against the Person. Consist of Massachusetts General Law Chapter 265 (Crimes Against the Person) and Chapter 272 offenses (Crimes Against Chastity, Morality, Decency and Good Order).
Assault With Intent to Commit Rape	Includes attempts to rape.
Assault with Intent to Rape, Child < 16	Assault with Intent to Commit Rape, Child Under 16 Years.
Crimes Against Nature	The abominable and detestable crime against nature, either with mankind or beast.
Indecent Asslt & Battery on Child Under 14	Indecent Assault and Battery on Child Under 14. Includes indecent assault and battery on a minor.
Indecent A&B on Mentally Retarded Victim	Indecent Assault and Battery on Mentally Retarded Victim.
Indecent Asslt & Battery on Victim Victim 14 or Older	Indecent Assault and Battery on Victim 14 or Older.
Other Sex Offenses	Includes adultery, fornication, open and gross lewdness and lascivious behavior, drugging persons for unlawful intercourse, dissemination of obscene matter.
Rape	Age of victim not specified, or does not fall under a rape of child category.
Rape and Abuse of a Child	Statutory rape, victim under 16 years old.
Rape of a Child with Force	Age of victim under 16 years old.

Sex Offenses Involving a Minor	Includes enticing person under 16 away for marriage, inducing person under 18 to have sexual intercourse, inducing a minor into prostitution, prostitutes deriving support from a child, distribution of obscene articles to minors, child pornography, dissemination of materials of child in state of nudity, dissemination of visual materials of child engaged in sexual conduct,
Sex Offenses Involving a Minor (continued)	knowingly purchasing or possession of visual material of child depicted in sexual conduct.
Sexual Assault - Out of State/Federal Inmates	Used for sexual assault cases for out-of-state or federally sentenced inmates whose offense does not fit in another sex offense category.
Unnatural Acts	Includes unnatural acts, lascivious acts, assault to commit unnatural sex acts.