

Massachusetts Civil Service Commission 2012 Calendar Year Statistics

Highlights

- The Commission received 305 new discipline, bypass and layoff appeals in 2012 – 40 more than last year.
- The Commission closed out 293 such appeals in 2012 – 14 more than last year.
- The total case inventory as of December 31, 2012 is 179, 12 more than last year.
- 46 appeals have been pending before the Commission for more than 12 months as of December 31, 2012 – 3 more than last year.

Total Appeals Pending (2006 – 2012) as of:

December 31, 2006	December 31, 2007	December 31, 2008	December 31, 2009	December 31, 2010	December 31, 2011	December 31, 2012
813	451	277	220	181	167	179

Appeals Pending for more than 12 months (2006 – 2012) as of:

CY06	CY07	CY08	CY09	CY10	CY11	CY12
550	210	121	98	62	43	46

Massachusetts Civil Service Commission
Open Discipline, Layoff and Bypass Cases: Month-End Report

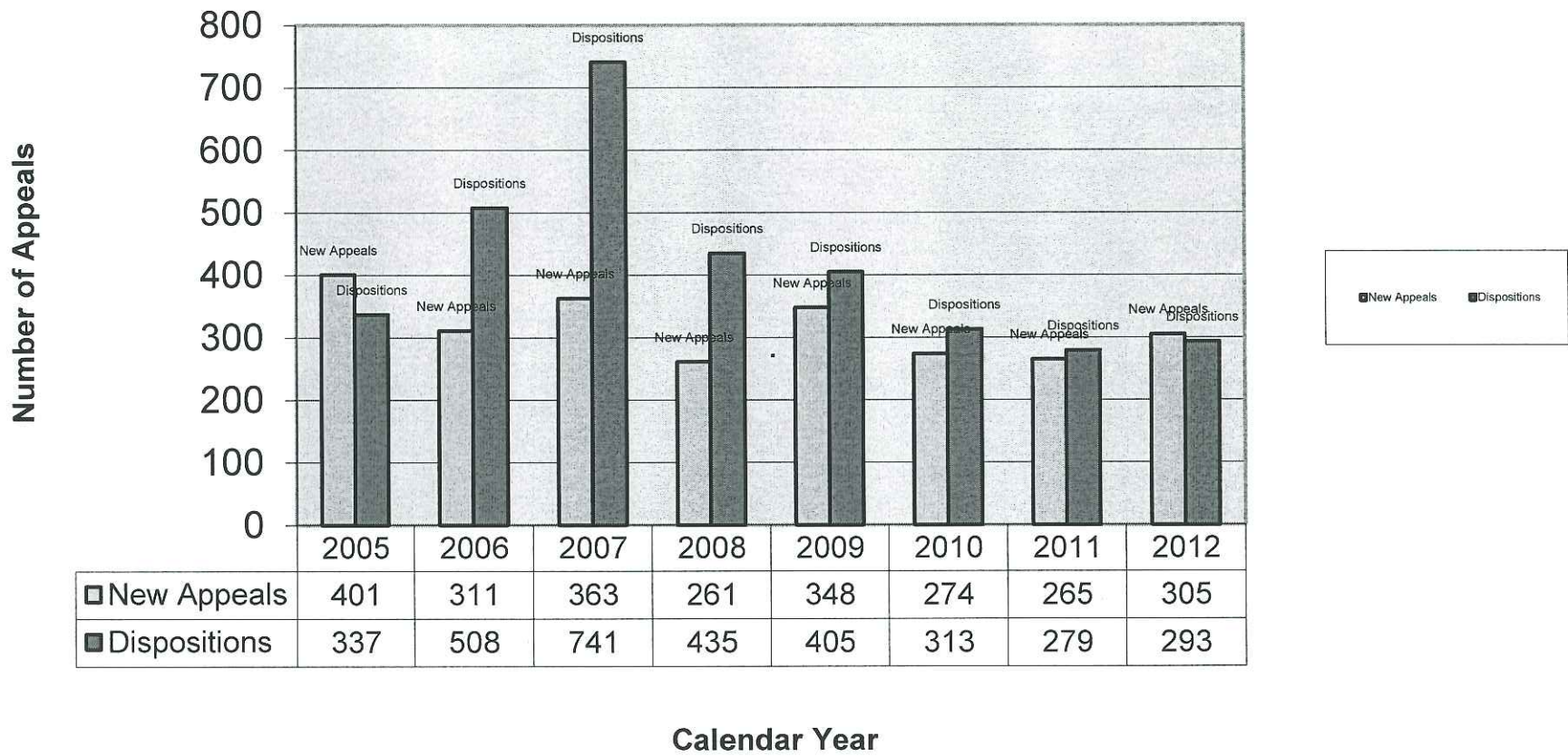
	Dec 11	Jan 12	Feb 12	March 12	April12	May 12	June 12	July 12	Aug 12	Sep 12	Oct 12	Nov 12	Dec 12
OPEN DISCIPLINE AND LAYOFF CASES	67	69	73	78	81	85	81	80	76	86	80	82	87
OPEN BYPASS CASES	100	108	138	154	136	131	135	118	113	103	97	83	92
TOTAL OPEN DISCIPLINE, LAYOFF & BYPASS CASES	167	177	211	232	217	216	216	198	189	189	177	165	179

Massachusetts Civil Service Commission:
Open Discipline, Layoff and Bypass Cases: Month-End Aging Report

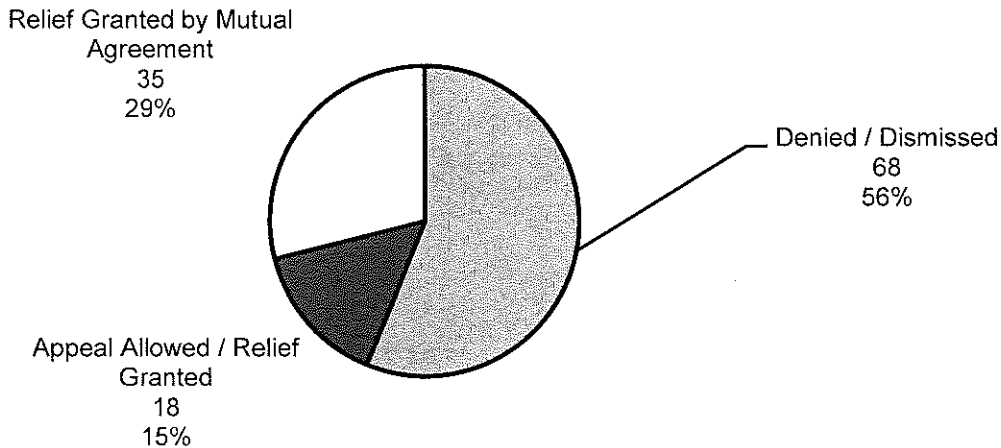
YEAR APPEAL FILED	Dec 11	Jan12	Feb 12	March 12	April 12	May 12	Jun 12	July 12	Aug 12	Sep 12	Oct 12	Nov 12	Dec 12
Pre-2007	11	11	11	11	11*	11*	11*	11*	11*	11*	11*	11*	11*
2007	4	4	4	3	3*	3*	3*	3*	3*	3*	3*	3*	3*
2008	0	0	0	0	0	0	0	0	0	0	0	0	0
2009	8	5	5	5	5	4	3	3	2	2	2	2	2
2010	20	18	17	15	13	13	12	11	9	8	5	3	3
2011	124	112	108	92	74	67	59	55	47	40	37	27	27
2012	--	27	66	106	111	118	128	115	117	125	119	119	133
Total	167	177	211	232	217	216	216	198	189	189	177	165	179

*All of the pre-2008 cases were held in abeyance by mutual request of the parties due to a pending federal district court case related to these appeals. They are now being heard with a disposition expected in January 2013.

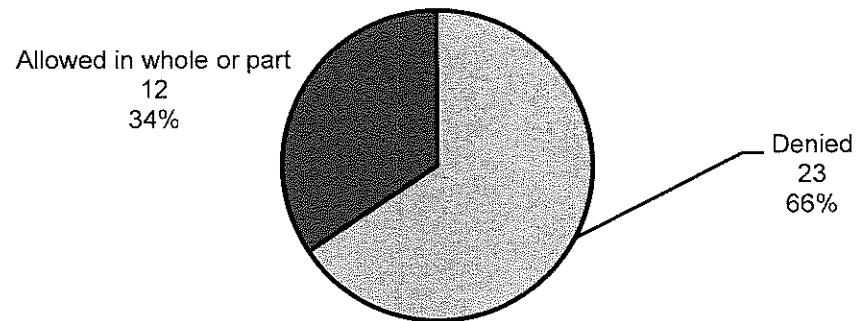
Discipline, Bypass and Layoff Cases New Appeals Filed v. Dispositions



**2012 Bypass and Related Appeals Seeking Relief:
121 Decisions**

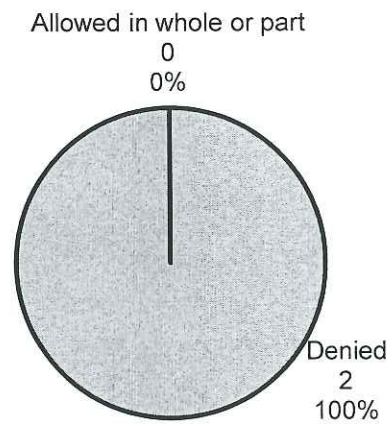


2012 Discipline and Layoff Appeals: 35 Decisions



Since 1/1/06:
382(78%) dismissed;
109 (22%) allowed in whole or part

2012 Classification Appeals: 2 Decisions



**STATISTICAL SUMMARY OF CSC DECISIONS APPEALED TO COURT AND PERCENTAGE OF TOTAL DECISIONS THAT HAVE STOOD
YEAR-BY-YEAR COMPARISON (2006 – PRESENT)**

Calendar Year Commission Decision Issued	Total Commission Decisions Issued ¹	Of those decisions issued, Number Appealed To <u>and</u> <u>Decided</u> by Court	Of those decisions appealed, Number / Percentage AFFIRMED	Of those decisions appealed, Number / Percentage OVERTURNED	Percentage of Total Commission Decisions Issued that have “stood” (not appealed and/or overturned)
2006	191	25	21 (84%)	4 (16%)	98%
2007	220	24	22 (92%)	2 (8%)	99%
2008	158	23	14 (60%)	9 (40%)	94%
2009	134	26	15 (57%)	11 (43%)	92%
2010	140	17*	14 (82%)	3 (18%)	99%
2011	126	8*	8 (100%)	0 (0%)	100%
2012 YTD	116	1*	0 (0%)	1 (100%)	99%

*Cases still pending in various courts regarding decisions issued by Commission in this calendar year.

¹ Includes all substantive decisions reported in Commission statistics; does not include dispositions related to voluntary withdrawals, lack of prosecution and/or bypass / other appeals where the decision (i.e. –“310 relief” was granted by mutual agreement of the parties).