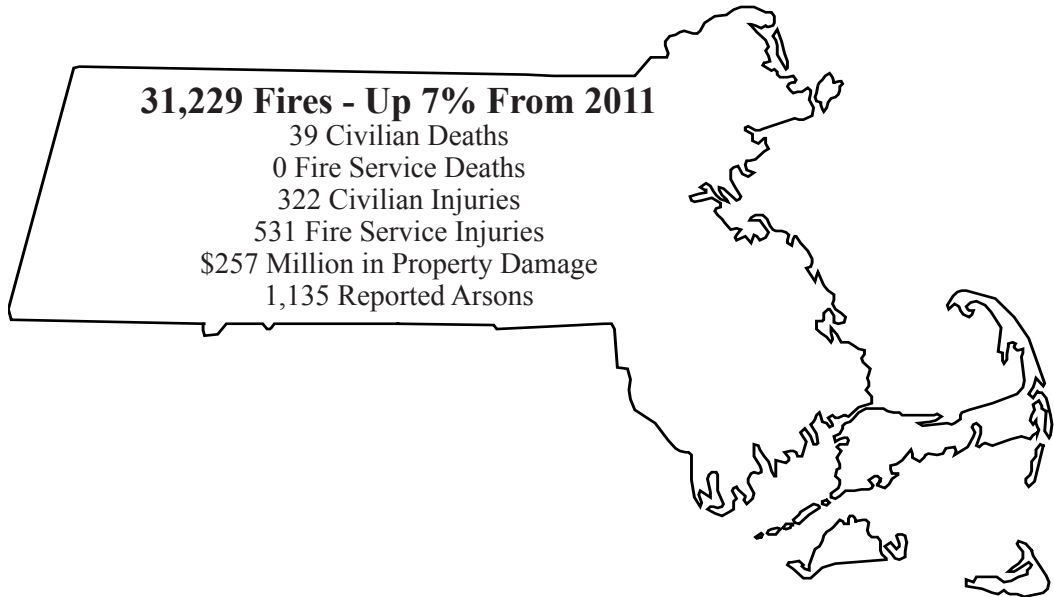


# MASSACHUSETTS FIRES IN 2012



## Structure Fires

17,536 Fires - Down 4%  
 29 Civilian Deaths  
 0 Fire Service Deaths  
 267 Civilian Injuries  
 471 Fire Service Injuries  
 \$237 Million in Property Damage  
 271 Arsons Reported



## Motor Vehicle Fires

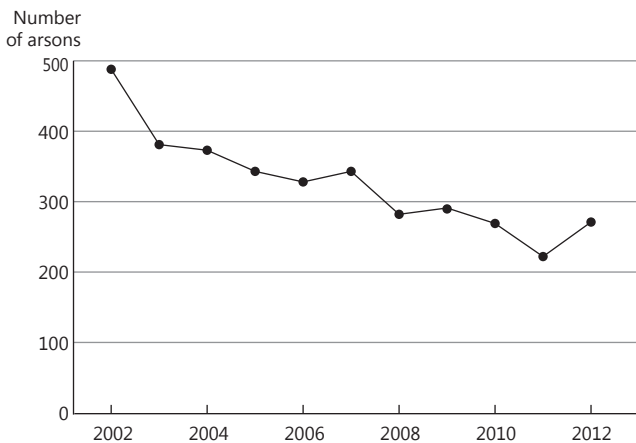
2,502 Fires - Down 17%  
 6 Civilian Deaths  
 17 Civilian Injuries  
 9 Fire Service Injuries  
 \$15.4 Million in Property Damage  
 114 Arsons Reported



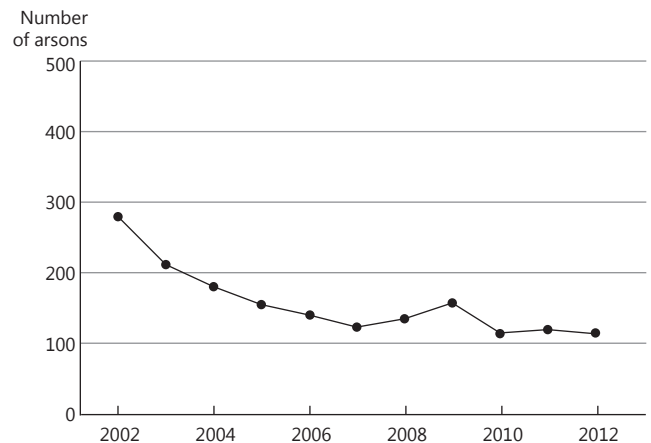
## Other Fires

11,191 Fires - Up 40%  
 4 Civilian Deaths  
 38 Civilian Injuries  
 51 Fire Service Injuries  
 \$4.7 Million in Property Damage  
 750 Arsons Reported

## Structure Arson by Year



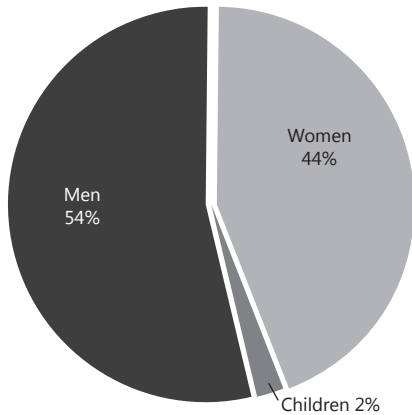
## Motor Vehicle Arson by Year



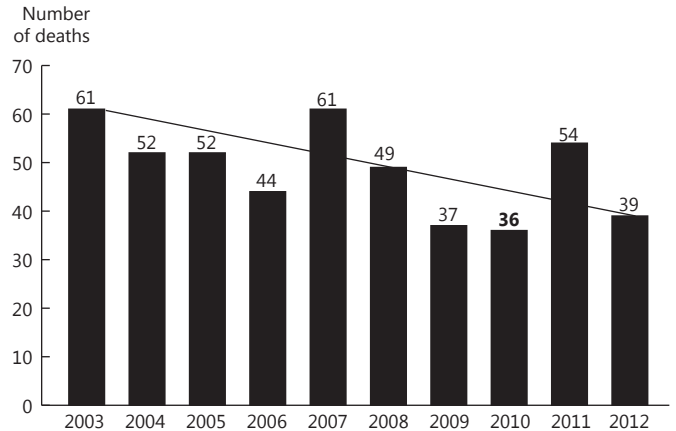
Structure arson increased by 22% and motor vehicle arson decreased 8% from 2011 to 2012. Since 1985, motor vehicle arson has fallen 98%. For statistical purposes, a fire is considered arson when the cause is listed as intentional & age is not a factor or the person involved was over 18. This definition excludes many "suspicious" and juvenile-set fires.

# MASSACHUSETTS FIRE DEATHS IN 2012

## Civilian Fire Deaths

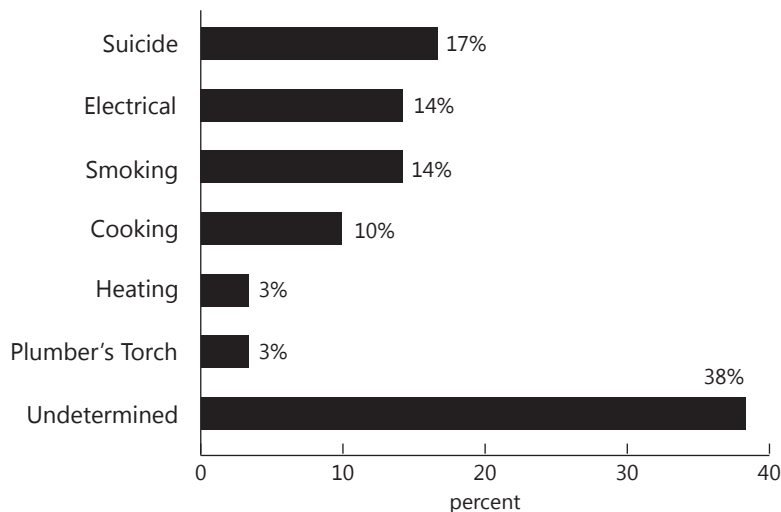


## Fire Deaths by Year



- 37 fatal fires killed 39 civilians - 21 men, 17 women and 1 person under 18.
- No firefighters died in fire-related incidents.
- Thirty-three percent (33%) of fatal fire victims were older adults (over 65).
- Fire deaths decreased by 28% from the 54 deaths reported in 2011.
- Almost 3/4 (74%) of the civilian fire victims died in their homes.
- For the second time since we started keeping records, smoking was not the leading cause of home fire deaths. In 2012, suicide was the leading cause with 5, or 17%, of residential fire deaths.

## Causes of Residential Structure Fire Deaths



**Test your smoke detector and plan your escape! *Fire doesn't wait!***