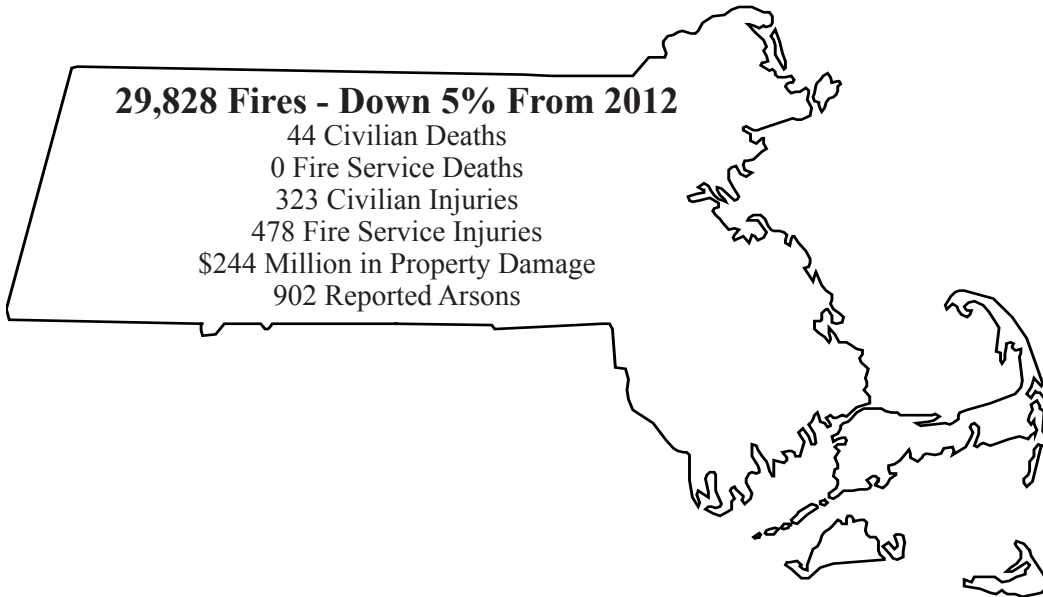


MASSACHUSETTS FIRES IN 2013

29,828 Fires - Down 5% From 2012

44 Civilian Deaths
 0 Fire Service Deaths
 323 Civilian Injuries
 478 Fire Service Injuries
 \$244 Million in Property Damage
 902 Reported Arsons




Structure Fires

17,353 Fires - Down 1%
 28 Civilian Deaths
 0 Fire Service Deaths
 275 Civilian Injuries
 416 Fire Service Injuries
 \$212 Million in Property Damage
 195 Arsons Reported



Motor Vehicle Fires

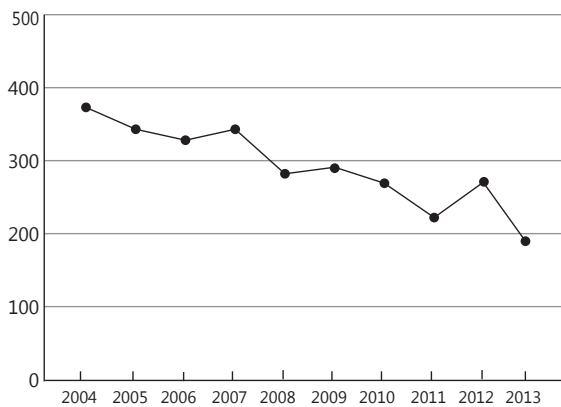
2,587 Fires - Up 3%
 10 Civilian Deaths
 24 Civilian Injuries
 16 Fire Service Injuries
 \$27 Million in Property Damage
 75 Arsons Reported



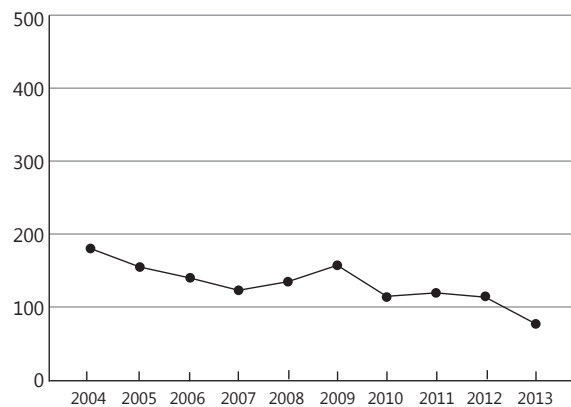
Other Fires

9,888 Fires - Down 12%
 6 Civilian Deaths
 24 Civilian Injuries
 46 Fire Service Injuries
 \$5 Million in Property Damage
 632 Arsons Reported

Structure Arson by Year



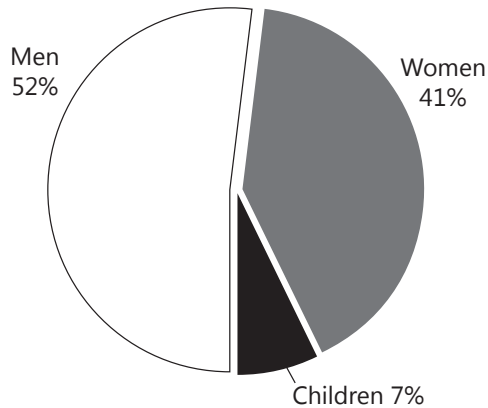
Motor Vehicle Arson by Year



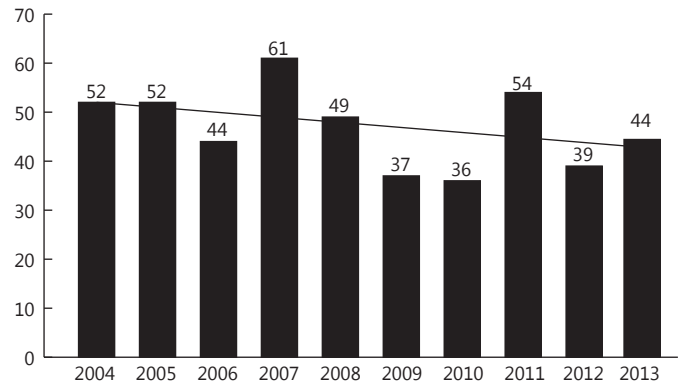
Structure arson decreased by 31% and motor vehicle arson decreased 40% from 2012 to 2013. Since 1985, motor vehicle arson has fallen 98%. For statistical purposes, a fire is considered arson when the cause is listed as intentional & age is not a factor or the person involved was over 18. This definition excludes many "suspicious" and juvenile-set fires.

MASSACHUSETTS FIRE DEATHS IN 2013

Civilian Fire Deaths

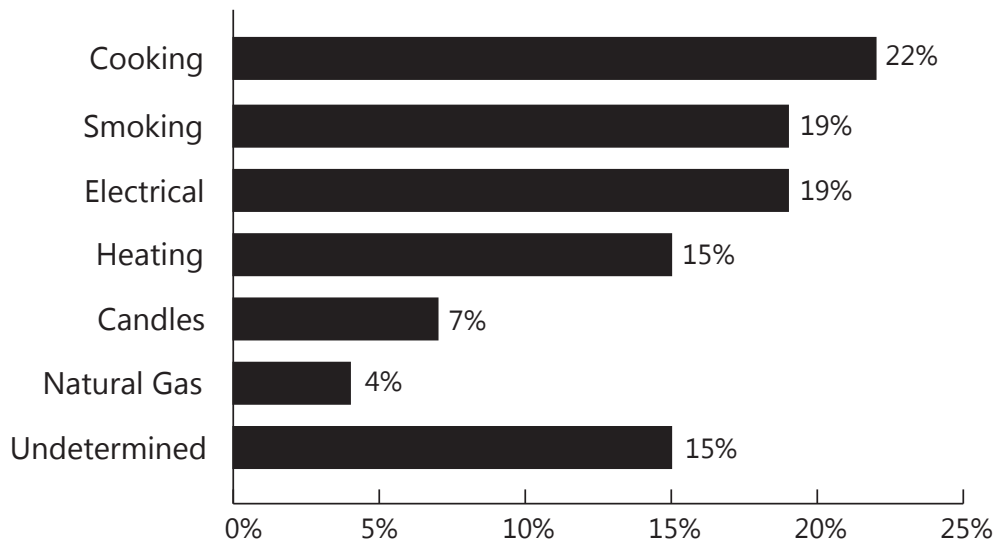


Fire Deaths by Year



- 40 fatal fires killed 44 civilians - 23 men, 18 women and three people under 18.
- No firefighters died in fire-related incidents.
- Forty-three percent (43%) of fatal fire victims were older adults (over 65).
- Fire deaths increased by 13% from the 39 deaths reported in 2012.
- Over two-thirds (69%) of the civilian fire victims died in their homes.
- In 2013, cooking was the leading cause of residential fire deaths; cooking caused six or 22% of home fire deaths.

Causes of Residential Structure Fire Deaths



Test your smoke detector and plan your escape! *Fire doesn't wait!*