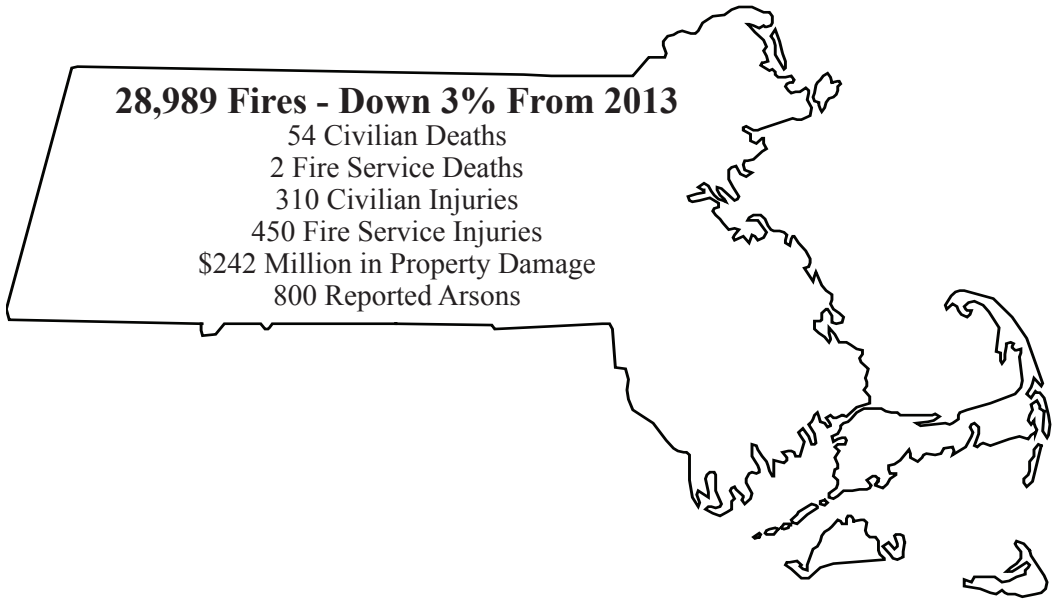


MASSACHUSETTS FIRES IN 2014




Structure Fires

17,395 Fires - Up 0.1%
 45 Civilian Deaths
 2 Fire Service Deaths
 268 Civilian Injuries
 397 Fire Service Injuries
 \$208 Million in Property Damage
 201 Arsons Reported



Motor Vehicle Fires

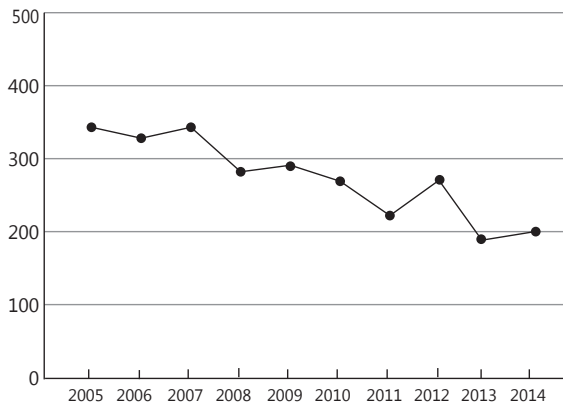
2,496 Fires - Down 4%
 7 Civilian Deaths
 9 Civilian Injuries
 18 Fire Service Injuries
 \$28 Million in Property Damage
 66 Arsons Reported



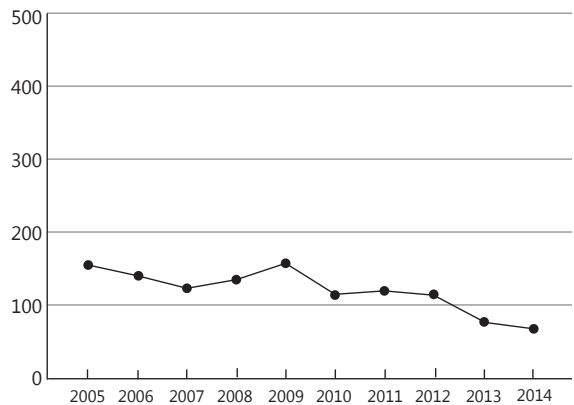
Other Fires

9,098 Fires - Down 8%
 2 Civilian Deaths
 33 Civilian Injuries
 35 Fire Service Injuries
 \$5 Million in Property Damage
 533 Arsons Reported

Structure Arson by Year



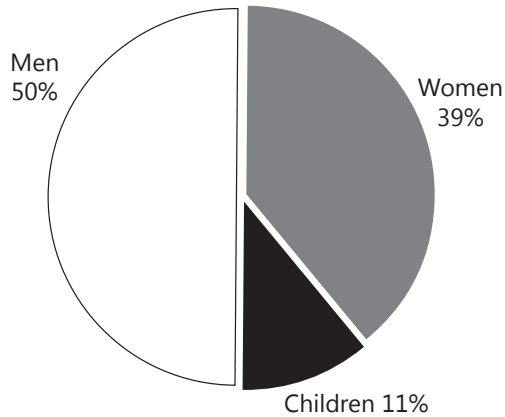
Motor Vehicle Arson by Year



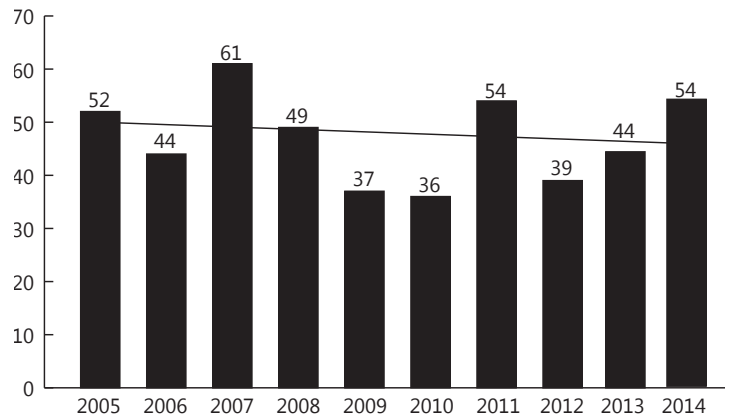
Structure arson increased by 3% and motor vehicle arson decreased 12% from 2013 to 2014. Since 1985, motor vehicle arson has fallen 98.7%. For statistical purposes, a fire is considered arson when the cause is listed as intentional & age is not a factor or the person involved was over 18. This definition excludes many "suspicious" and juvenile-set fires.

MASSACHUSETTS FIRE DEATHS IN 2014

Civilian Fire Deaths

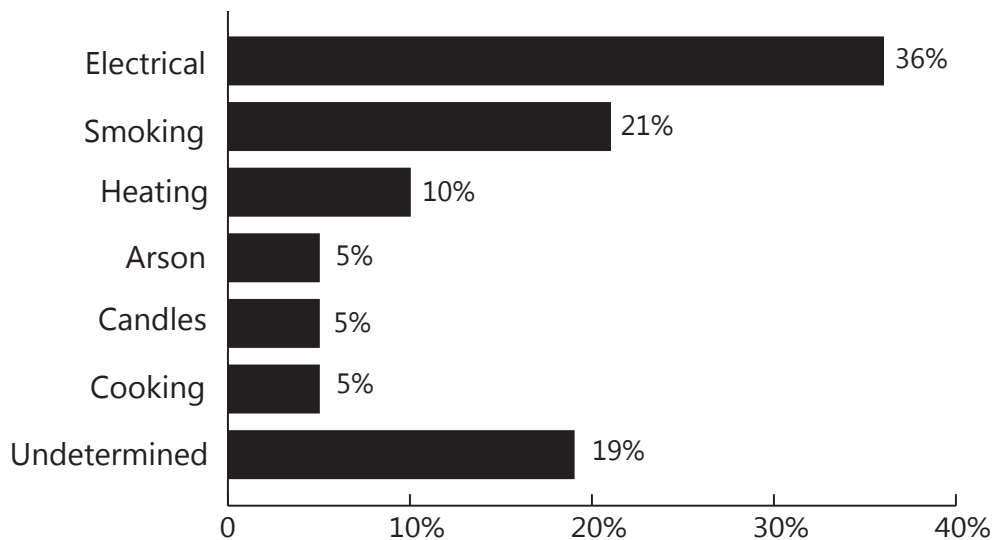


Fire Deaths by Year



- 42 fatal fires killed 54 civilians - 27 men, 21 women and six people under 18.
- Two firefighters died in fire-related incidents.
- Twenty-eight percent (28%) of fatal fire victims were older adults (over 65).
- Fire deaths increased by 23% from the 44 deaths reported in 2013.
- Over three-quarters (78%) of the civilian fire victims died in their homes.
- In 2014, electrical fires were the leading cause of residential fire deaths; electrical fires caused eight or 36% of home fire deaths.

Causes of Residential Structure Fire Deaths



Test your smoke alarm and plan your escape! *Fire doesn't wait!*