



# 2017-2021 Capital Investment Plan

# Letter from the Secretary & CEO



On behalf of the Massachusetts Department of Transportation (MassDOT) and the Massachusetts Bay Transportation Authority (MBTA), I am pleased to present the 2017-2021 Capital Investment Plan (CIP). Shaped by careful planning and prioritization work as well as by public participation and comment, this plan represents a significant and sustained investment in the transportation infrastructure that serves residents and businesses across the Commonwealth. And it reflects a transformative departure from past CIPs as MassDOT and the MBTA work to reinvent capital planning for the Commonwealth's statewide, multi-modal transportation system.

This CIP contains a portfolio of strategic investments organized into three priority areas of descending importance: system reliability, asset modernization, and capacity expansion. These priorities form the foundation of not only this plan, but of a vision for MassDOT and the MBTA where all Massachusetts residents and businesses have access to safe and reliable transportation options.

For the first time, formal evaluation and scoring processes were used in selecting which transportation investments to propose for construction over the next five years, with projects prioritized based on their ability to efficiently meet the strategic goals of the MassDOT agencies. The result is a higher level of confidence that capital resources are going to the most beneficial and cost-effective projects.

The ultimate goal is for the Commonwealth to have a truly integrated and diversified transportation investment portfolio, not just a "capital plan." Although the full realization of this reprioritization of capital investment will be an ongoing process and will evolve through several CIP cycles, this 2017-2021 Plan represents a major step closer to true performance-based capital planning.

Under this new strategy, about 59 percent of the \$14.8 billion in total capital investments detailed in this plan for the next five years will go to improve the reliability of the core transportation system. Another 18 percent is to modernize existing assets so that they can better accommodate current or anticipated growth and meet 21st century demands, such as increased accessibility and new safety requirements, which may have not existed when these assets were initially constructed.

Significantly, this CIP is the first fully integrated capital plan produced jointly by the MBTA and all of the MassDOT Divisions. Agency staff worked closely with both the MassDOT Board of Directors and the MBTA Fiscal and Management Control Board in developing this plan.



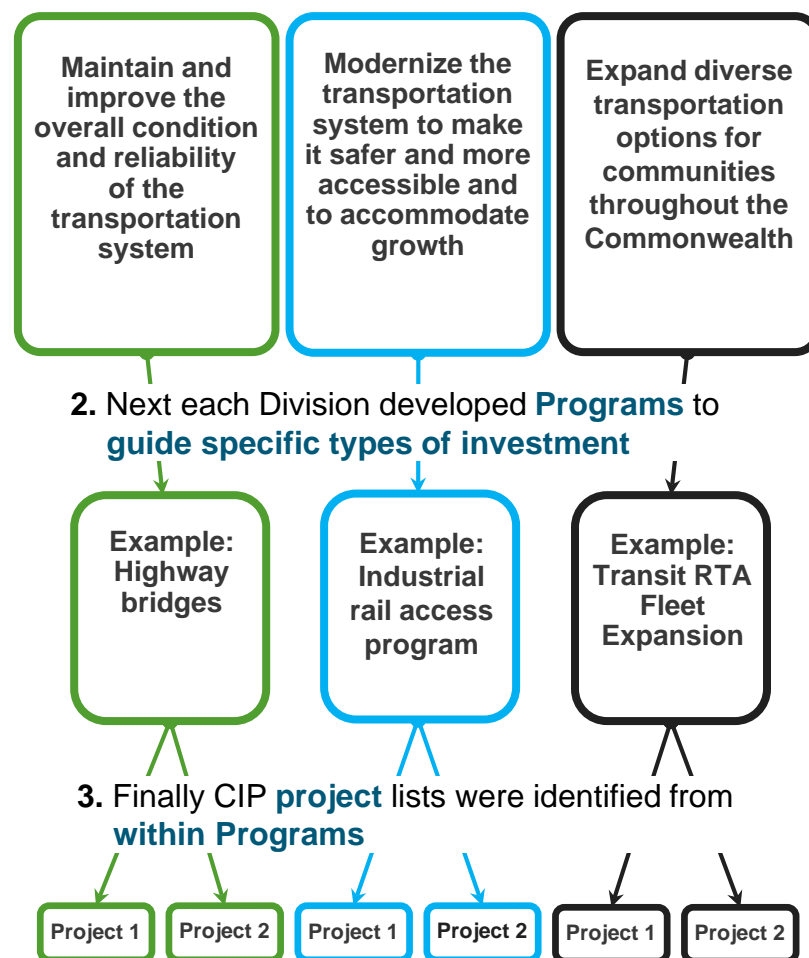
While the MBTA's \$7.4 billion in unmet maintenance needs has received significant public attention, less focus has been given to the long-term maintenance needs of the Commonwealth's other transportation assets. This CIP therefore invests roughly equally on improving the condition of roads and bridges as on rail and rapid transit, with a heavy emphasis on gradually returning all transportation assets to a State of Good Repair. Though this plan is an important step toward that goal, it will succeed only if MassDOT and the MBTA properly execute and manage the plethora of projects contained in the CIP.

While this emphasis on reliability will mean fewer new modernization and capacity projects, it will produce measurably increased reliability across modes in all parts of Massachusetts. Examples of this strategic focus on reliability include significant funding allocations for bridge and pavement repair. Based on a recent asset management report showing that the condition of pavement on state-owned, non-Interstate highways is deteriorating badly at current spending levels, this CIP calls for investing \$476 million over the five years in non-Interstate pavement upgrades, a level of spending that is about 80 percent higher than in the past. And the goal of the \$2 billion bridge program is to reduce the proportion of structurally deficient state-owned bridges to just two percent, if the same level of funding continues for 10 years.

Similarly, investments in the MBTA prioritize the repair and upgrade of the existing MBTA system, which is now unable to meet either the needs or expectations of its users. The CIP allocates nearly \$4 billion to replace and rehabilitate the T's aging infrastructure. This includes \$1 billion for track, signal, and power improvements and \$1.6 billion for new buses and new cars for the Red, Green and Oranges Lines, all of which will directly improve the reliability of the system and the experience of MBTA customers.

This same emphasis on reliability extends to all MassDOT Divisions, from significantly greater spending to maintain non-MBTA rail assets to the repair and replacement of Regional Transit Authority vehicles to new technology to improve the digital experience of both Registry of Motor Vehicle customers and employees. Taken together, these investments will make the transportation system markedly more reliable, more modern, and more resilient. This CIP also seeks to modernize the existing transportation infrastructure through the deployment of new technologies, state-of-the-art vehicles and other equipment, and new materials.

### 1. Strategic priorities come first, expressing DOT's broadest goals



This CIP will also fund continued study, permitting, and/or design of several complex and regionally significant projects, including the expansion of Boston South Station, the South Coast Rail project, and the multi-modal reconstruction of the I-90 interchange in the Allston area of Boston. Overall, however, only 15 percent of this CIP has been set aside for the physical expansion of the transportation system. Of that approximately \$2 billion, about \$1.1 billion is set aside for the Green Line Extension project.

This plan was shaped by comments and recommendations provided by transportation partners and stakeholders, as well as by elected officials and members of the public who participated both online and through a series of public workshops called “Capital Conversations.” This plan was further shaped by information and feedback collected at 15 public meetings held across the state following release of a draft of this plan in April and May.

The same transparency by which this CIP was developed will be carried forward through its implementation. MassDOT is committed to monitor and regularly report on Plan implementation, adjust the Plan as opportunities for new partnerships arise, and benchmark our progress toward meeting important statewide transportation goals. We look forward to further public participation as we now begin to implement this important plan to invest in and shape our transportation future.

**Stephanie Pollack, Secretary & CEO**

June 20, 2016

# Notice of nondiscrimination rights and protections to beneficiaries



## Federal “Title VI/Nondiscrimination” protections

The Massachusetts Department of Transportation (MassDOT) operates its programs, services, and activities in compliance with federal nondiscrimination laws including Title VI of the Civil Rights Act of 1964 (Title VI), the Civil Rights Restoration Act of 1987, and related statutes and regulations. Title VI prohibits discrimination in federally assisted programs and requires that no person in the United States of America shall, on the grounds of race, color, or national origin (including limited English proficiency), be excluded from participation in, be denied the benefits of, or be otherwise subjected to discrimination under any program or activity receiving federal assistance. Related federal nondiscrimination laws administered by the Federal Highway Administration, the Federal Transit Administration, or both prohibit discrimination on the basis of age, sex, and disability. These protected categories are contemplated within MassDOT’s Title VI Programs consistent with federal interpretation and administration. Additionally, MassDOT provides meaningful access to its programs, services, and activities to individuals with limited English proficiency, in compliance with US Department of Transportation policy and guidance on federal Executive Order 13166.

## State nondiscrimination protections

MassDOT also complies with the Massachusetts Public Accommodation Law, M.G.L. c 272 §§ 92a, 98, 98a, prohibiting making any distinction, discrimination, or restriction in admission to or treatment in a place of public accommodation based on race, color, religious creed, national origin, sex, sexual orientation, disability, or ancestry. Likewise, MassDOT complies with the Governor’s Executive Order 526, section 4 requiring all programs, activities, and services provided, performed, licensed, chartered, funded, regulated, or contracted for by the state shall be conducted without unlawful discrimination based on race, color, age, gender, ethnicity, sexual orientation, gender identity or expression, religion, creed, ancestry, national origin, disability, veteran’s status (including Vietnam-era veterans), or background.

## Additional information

To request additional information regarding Title VI and related federal and state nondiscrimination obligations, please contact:

### Title VI Specialist

MassDOT Office of Diversity and Civil Rights

10 Park Plaza

Boston, MA 02116

857-368-8580

TTY:

857-368-0603

[MASSDOT.CivilRights@state.ma.us](mailto:MASSDOT.CivilRights@state.ma.us)

## **Complaint filing**

To file a complaint alleging a violation of Title VI or related federal nondiscrimination law, contact the Title VI Specialist (above) within 180 days of the alleged discriminatory conduct.

To file a complaint alleging a violation of the state's Public Accommodation Law, contact the Massachusetts Commission Against Discrimination within 300 days of the alleged discriminatory conduct at:

Massachusetts Commission Against Discrimination  
One Ashburton Place, 6th Floor  
Boston, MA 02109

617-994-6000

TTY: 617-994-6196

## **ADA / 504 notice of nondiscrimination**

The Massachusetts Department of Transportation (MassDOT) does not discriminate on the basis of disability in admission to its programs, services, or activities; in access to them; in treatment of individuals with disabilities; or in any aspect of their operations. MassDOT also does not discriminate on the basis of disability in its hiring or employment practices.

This notice is provided as required by Title II of the Americans with Disabilities Act of 1990 (ADA) and Section 504 of the Rehabilitation Act of 1973. Questions, complaints, or requests for additional information regarding ADA and Section 504 may be forwarded to:

Office of Diversity and Civil Rights  
Massachusetts Department of Transportation  
10 Park Plaza – 3<sup>rd</sup> floor  
Boston, MA 02116-3969

Phone: 857-368-8580

TTY: 857-368-0603

Fax: 857-368-0602

Email: [MASSDOT.CivilRights@state.ma.us](mailto:MASSDOT.CivilRights@state.ma.us)

Office hours: 9:00 am to 5:00pm

This notice is available from the Office of Diversity and Civil Rights in large print, on audio tape, and in Braille upon request.



## Translation

English: If this information is needed in another language, please contact the MassDOT Title VI Specialist at 857-368-8580.

Portuguese: Caso esta informação seja necessária em outro idioma, favor contar o Especialista em Título VI do MassDOT pelo telefone 857-368-8580.

Spanish: Si necesita esta información en otro idioma, por favor contacte al especialista de MassDOT del Título VI al 857-368-8580.

Chinese Simplified: (mainland & Singapore): 如果需要  
使用其它语言了解信息, 请联系马萨诸塞州交通部  
(MassDOT) 《民权法案》第六章专员, 电话857-  
368-8580。

Chinese Traditional: (Hong Kong & Taiwan): 如果需要  
使用其它語言了解信息, 請聯繫馬薩諸塞州交通部  
(MassDOT) 《民權法案》第六章專員, 電話857-  
368-8580。

Russian: Если Вам необходима данная  
информация на любом другом языке, пожалуйста,  
свяжитесь со специалистом по Титулу VI  
Департамента Транспорта штата Массачусетс  
(MassDOT) по тел:  
857-368-8580.

Haitian Creole: Si yon moun vle genyen enfòmasyon  
sa yo nan yon lòt lang, tanpri kontakte Espesyalis  
MassDOT Title VI la nan nimewo 857-368-8580.

Vietnamese: Nếu quý vị cần thông tin này bằng tiếng  
khác, vui lòng liên hệ Chuyên viên Luật VI của  
MassDOT theo số điện thoại 857-368-8580.

French: Si vous avez besoin d'obtenir une copie de la  
présente dans une autre langue, veuillez contacter le  
spécialiste du Titre VI de MassDOT en composant le  
857-368-8580.

Italian: Se ha bisogno di ricevere queste informazioni  
in un'altra lingua si prega di contattare lo Specialista  
MassDOT del Titolo VI al numero 857-368-8580.

Khmer: ប្រសិនបើលោក-អ្នកត្រូវការបកប្រែព័ត៌មាននេះ សូមទាក់ទងអ្នកឯកទេសលើជំពូកទី6 របស់  
**MassDot** តាមរយៈលេខទូរស័ព្ទ **857-368-8580**

إن كنت بحاجة إلى هذه المعلومات بلغة أخرى، يُرجى الاتصال بأخصائي  
الفقرة السادسة على الهاتف Arabic: 857-368-8580

# Table of contents



<b>2</b>	<b><u>Letter from the Secretary and CEO</u></b>	<b>37</b>	<b><u>Part II: Division and program funding highlights</u></b>
<b>5</b>	<u>Notice of non-discrimination rights &amp; protections to beneficiaries</u>	<b>38</b>	<u>Highway programs</u>
<b>9</b>	<b><u>Part I: How – and why – this plan was developed</u></b>	<b>51</b>	<u>MBTA programs</u>
<b>10</b>	<u>A more strategic approach</u>	<b>58</b>	<u>Rail programs</u>
<b>11</b>	<u>How this Capital Investment Plan is different</u>	<b>62</b>	<u>RTA Transit programs</u>
<b>14</b>	<u>Technical inputs for this CIP</u>	<b>64</b>	<u>Aeronautics programs</u>
<b>18</b>	<u>Investments in planning and critical linkages</u>	<b>68</b>	<u>RMV programs</u>
<b>21</b>	<u>Funding this CIP</u>	<b>70</b>	<u>IT programs</u>
<b>25</b>	<u>CIP and the STIP</u>	<b>72</b>	<u>Planning programs</u>
<b>26</b>	<u>Implementing the strategy: breakdown by priorities and Division</u>	<b>73</b>	<b><u>Part III: CIP recommended investments</u></b>
<b>30</b>	<u>Priority 1 / Reliability investments</u>	<b>218</b>	<b><u>Appendices</u></b>
<b>33</b>	<u>Priority 2 / Modernization investments</u>		
<b>35</b>	<u>Priority 3 / Expansion investments</u>		

## Guide to this document

Investments and programs are designated a color to distinguish them by priority.

- 1** Reliability
- 2** Modernization
- 3** Expansion

The document is split into three parts: Part 1 explains the development of the 2017-2021 CIP, Part 2 provides detailed information on programs and their funding levels (program descriptions are found in the appendix), and Part 3 is a full list of recommended investments.



## How – and why – this plan was developed

# A more strategic approach

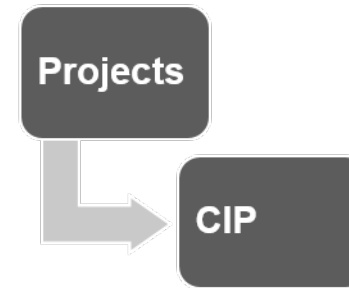
A safe, efficient, and well-functioning transportation system connects people and communities, supports economic growth, and improves the quality of life across the Commonwealth. This makes transportation infrastructure less important for what it actually is – concrete, steel, rails and roads – and more important for what it does to link people and places, sellers and markets, employers and employees.

The Massachusetts Department of Transportation (MassDOT) and Massachusetts Bay Transportation Authority (MBTA) plan, fund, design, construct, and maintain transportation assets that enable the Commonwealth and its people and economy to flourish. For this to happen, the MBTA and each MassDOT Division must identify and prioritize the most beneficial investments, those that will most help to meet long-term goals for mobility, sustainability, and broad-based prosperity. These investments are funded through the Capital Investment Program (CIP), which uses state and federal funding to pay for long-term improvements to the transportation system.

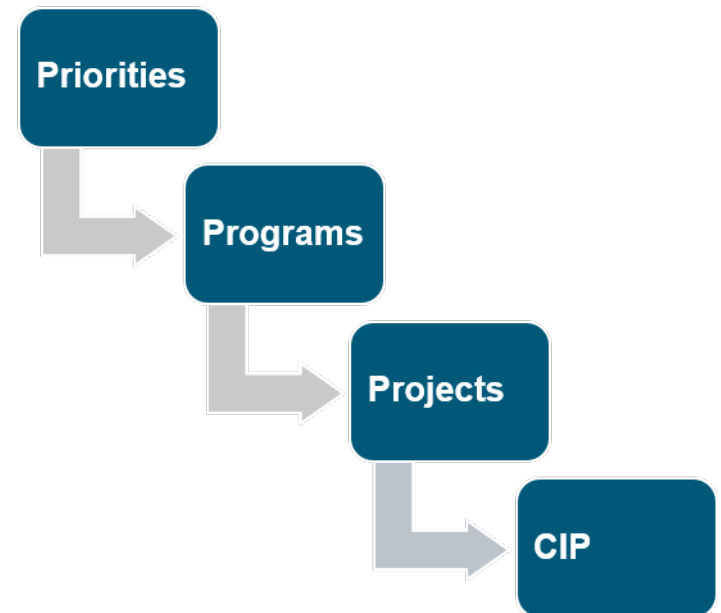
This MassDOT/MBTA Capital Investment Plan for fiscal years 2017-2021 represents a shift in the process of capital budgeting at MassDOT and the MBTA. In the past, transportation capital plans consisted almost entirely of long lists of funded projects, with little strategic context and even less demonstrable evidence that the investments chosen out of thousands of possible projects would best accomplish the overall goals of the agency and of the Commonwealth. This CIP is different in fundamental ways: it is informed by a strategic vision; influenced by public and stakeholder input sought from the beginning of the process; built around funding programs; and projects were selected based on an objective and comparative evaluation.

Because this CIP is the first capital plan produced for all of the MassDOT Divisions, including the MBTA, all programs and projects were selected to shape a single vision of an improved transportation system. In the past, MassDOT and the MBTA prepared separate capital plans on different annual cycles and each MassDOT Division used its own method to identify and prioritize capital investments, making it almost impossible to compare the relative costs and benefits of different investments. For this CIP, all possible capital investments were considered together and funding programs were developed and sized taking all capital needs into account.

## Prior CIP approach



## Current CIP approach



# How this Capital Investment Plan is different



Identifies capital priorities:

- ▶ Articulate strategic priorities for the maintenance and improvement of the transportation system, with an emphasis on reliability.
- ▶ Set and size funding programs to contain projects with similar purposes or focus
- ▶ Populate these funding programs with high-priority projects that have been scored using established evaluation systems.

Working together, the MassDOT Divisions and the MBTA prioritized the agency's strategic goals, creating a decision-making framework reflected in the CIP:

## **1** *Reliability*

**Maintain and improve the overall condition and reliability of the transportation system**

- ▶ Necessary routine and capital maintenance
- ▶ State of Good Repair projects designed primarily to bring asset condition up to an acceptable level
- ▶ Asset management and system preservation projects

## **2** *Modernization*

**Modernize the transportation system to make it safer and more accessible and to accommodate growth**

- ▶ Compliance with federal mandates or other statutory requirements for safety and/or accessibility improvements
- ▶ Projects that go beyond State of Good Repair and substantially modernize existing assets
- ▶ Projects that provide expanded capacity to accommodate current or anticipated demand on existing transportation systems

## **3** *Expansion*

**Expand diverse transportation options for communities throughout the Commonwealth**

- ▶ Projects that expand highway, transit and rail networks and/or services
- ▶ Projects that expand bicycle and pedestrian networks to provide more transportation options and address health and sustainability objectives

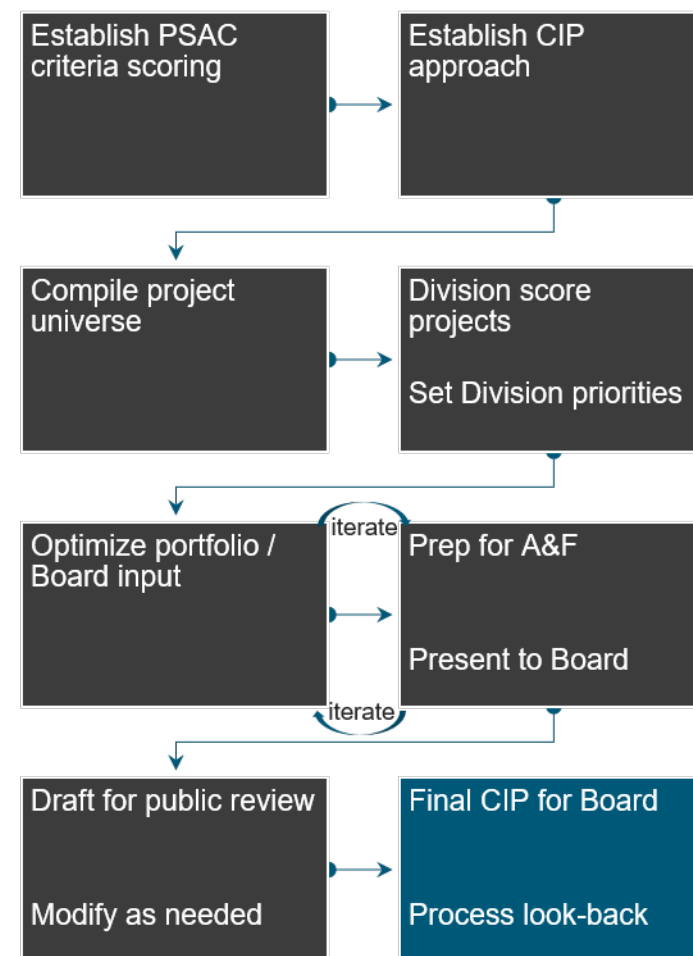
The reality and reasoning behind setting these priorities is basic: investments must focus first and foremost on fixing and modernizing transportation assets that have been allowed to deteriorate or that fail to meet current customer needs and requirements.

Together, the MassDOT Divisions and the MBTA established approximately 59 different funding programs. These programs encompass the most important capital responsibilities of the agency, from repairing pavement and bridges to purchasing new subway cars to upgrading runways at municipal airports, along with many other activities. Each Division requested initial funding allocations for each program based on a variety of inputs, including existing multi-modal asset management systems and output from the Planning for Performance (PfP) asset management tool, which was custom built for MassDOT, as well as public input and staff recommendations.

Program sizes were initially established to ensure that they were sufficient to cover projects already underway. A two-phase process was then used to sequence the allocation of remaining funds. The first phase allocated each Division's federal and other restricted-use funds to projects already underway and those that are legally or in some other way mandated. Allocations were then continued based on the strategic priorities.

With this preliminary allocation as a starting point, staff and input from the Boards and strategic priorities were then considered to form the program sizes contained in the next section of this document.

Only once the programs were defined and assigned a funding level – based on the priority of the program, the types of funding available for it, and the ability of the program to move the agency towards its strategic goals – were individual investments considered for funding. Projects were selected from a “universe of projects,” which was developed by MassDOT staff based on all known project ideas. Projects were scored using either the evaluation process recommended by the independent Project Selection Advisory Council or by one of several asset management systems employed by the MassDOT Divisions. Projects were selected for funding based on their scores as well as other criteria.



The “universe of projects” developed to inform this CIP is the most comprehensive list assembled of identified transportation needs for the Commonwealth. It includes state and municipal project ideas that may have originated in legislation, in a regional long-range plan, from customer feedback, or within MassDOT.

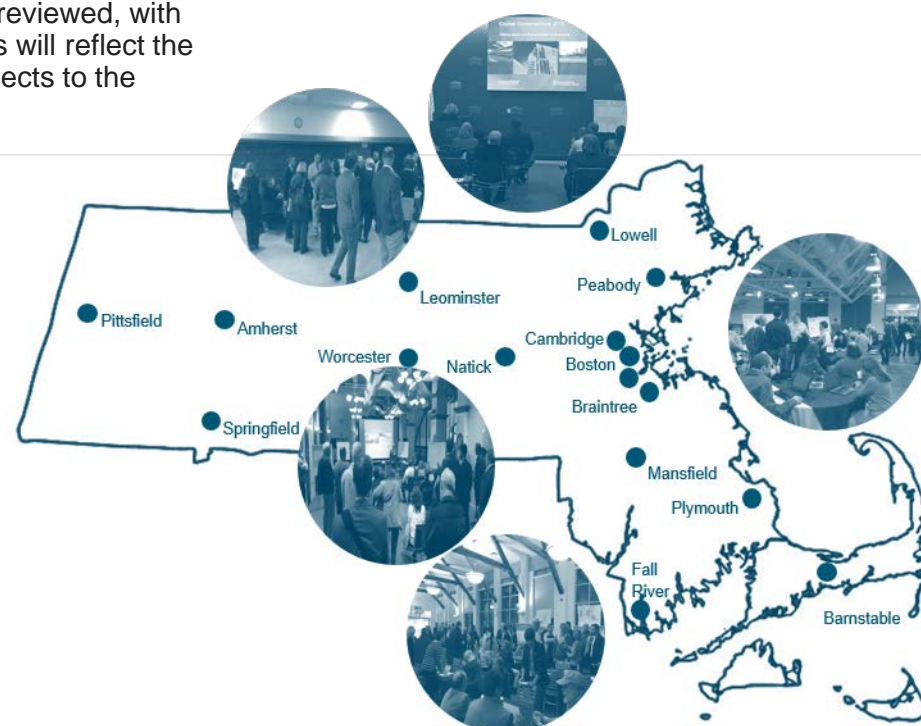
MassDOT incorporated public input throughout the development of this CIP. The public process began during the autumn of 2015 with 16 public workshops called Capital Conversations held across the Commonwealth to explain the CIP development process and seek public recommendations for transportation needs to be met in the CIP. As the CIP was developed, MassDOT considered input from numerous stakeholders on both general areas of focus for the CIP as well as on individual projects. In addition, this CIP is informed by and will inform other planning efforts underway at MassDOT and the MBTA, including the 25-year MBTA Program for Mass Transportation (Focus40), revised bicycle and pedestrian plans, updated state rail plan, and an updated freight plan and future State Transportation Improvement Programs and regional Long-Range Transportation Plans.

This plan is a rolling capital planning document that will be regularly reviewed, with adjustments made as required. As with a rolling plan, annual updates will reflect the most current funding levels, the status of projects and add future projects to the final year of the plan.

### Spring 2016 engagement

- ▶ 15 public meetings
- ▶ 135 comments at meetings
  - ▶ 550 email comments
  - ▶ 100 letters received

### Capital Conversations Fall 2015



# Technical inputs for this CIP



Because state and certain federal monies can be spent across modes, the development of a single CIP required value comparisons across individual investments and across modes. To that end, MassDOT utilized two key resources to help determine how funding can be best allocated: the Planning for Performance tool (PfP), a scenario-planning tool that helps highlight the consequences of prioritizing one investment over another; and investment criteria established by the Project Selection Advisory Council (PSAC) to assess all investments against a similar set of mobility, economic, and environmental goals. Asset management systems, including for highway, bridge, and pavement, also contributed to this process.

## Project Selection Advisory Council

In 2013, the Massachusetts Legislature established the independent Project Selection Advisory Council to develop “uniform project selection criteria to be used in the development of a comprehensive state transportation plan.” In recommending project selection criteria, the Council received public input, considered legislative requirements, and leveraged the professional expertise of Council members. This is the first CIP which prioritized projects using their recommendations, which entailed scoring projects with a set of weights and criteria based on the project type and goal. This scoring approach was used across all the Divisions, helping to establish a systematic way to more transparently advance the projects that best achieve the desired goal.

One of the most important program areas in this CIP, State of Good Repair investments, is not scored through the evaluation system recommended by the Council. Rather, such investments are prioritized using existing asset management systems that help each MassDOT Division and the MBTA monitor system conditions and prioritize investments based on, among other factors, condition, usage, asset criticality, and maintenance and life-cycle cost impacts. Over time, MassDOT plans to increase both the rigor and the transparency of these asset management systems so that State of Good Repair programs and projects can be more easily prioritized and compared to other types of projects.

Evaluation Criteria	Description
System preservation	<i>Projects should contribute to a state of good repair on the transportation system</i>
Mobility	<i>Projects should provide modal options efficiently and effectively</i>
Cost effectiveness	<i>Projects should result in benefits commensurate with costs and should be aimed at maximizing the return on the public's investment</i>
Economic impact	<i>Projects should support strategic economic growth in the Commonwealth</i>
Safety	<i>Projects should contribute to the safety and security of people and goods in transit</i>
Social equity & fairness	<i>Projects should equitably distribute both benefits and burdens of investments among all communities</i>
Environment and health impacts	<i>Projects should maximize the potential positive health and environmental aspects of the transportation system</i>
Policy support	<i>Projects should get credit if they support local or regional policies or plans; or state policies not addressed through the other criteria</i>



## Planning for Performance (PfP)

The multi-modal Planning for Performance tool (PfP) uses MassDOT, MBTA and Regional Transit Authority asset performance data and models as well as national data commonly used by the transportation industry to predict the performance of assets over time. By making it possible to evaluate the impact of different funding levels on long-term asset condition, PfP provides MassDOT staff with a key piece of information for the allocation of funding across program levels. The tool is sensitive to limitations on how funding can be used based on its source, allowing for real-world scenario planning. Performance-based planning and the PfP tool allow MassDOT to use performance data to compare the impacts of investments across Divisions, asset types, and modes in order to better understand the most efficient and strategic allocation of resources to achieve goals for the Commonwealth's transportation system.

The PfP tool will evolve over time as MassDOT continues to improve and expand its asset management data. A powerful use of PfP is that it can help MassDOT and the MBTA to better anticipate performance outcomes from this CIP and to monitor performance and adjust models accordingly.

The “your scenario” column shows how much this CIP funds on an average annual basis and the anticipated outcome in five years, assuming continued spending at the same rate. The baseline scenario shows recent historical spending levels on an annual basis and estimates what the performance outcomes would be if that same amount were spent annually for the next five years. For the Highway Division, all outcomes improve over the baseline scenario, except for non-tolled Interstate pavement, which the model indicates will not vary from the baseline, despite a reduction in funding.

The outputs of this tool are estimates based on averages using MassDOT data. MassDOT is working to develop performance goals and targets for each program and to measure actual performance against the predictions of the PfP tool. This can result in more refined program sizing in future CIPs. MassDOT is also working to update the MBTA models and measures to correspond with models that are being revised in the SGR Database so that future CIPs will offer a more refined comparison across modes. For more information about model assumptions, please see the PfP Manual on the MassDOT website.

## Asset management efforts

*MassDOT is committed to the adoption of mature transportation asset management practices. The PfP tool represents a definitive step forward, and work is underway to further development of the business practices, data and systems necessary to expand the underlying information upon which the tool relies. Established by 2013 State Legislation, the Performance and Asset Management Advisory Council (PAMAC) has oversight on MassDOT asset management activities, and has provided valuable guidance to the Agency as it strives to meet its State and Federal reporting requirements, and ultimately better-inform investment decisions. In fall 2016, the Council will file a report to the Legislature on processes in use at each Division within the Agency, and also outline the roadmap for the expansion of MassDOT Asset Management.*

Select a Plan Year:	2025	Current Scenario: If Average Annual Spend for FY17-21 CIP Continued for 10 Years		Baseline Scenario: If Recent Historical Avg. Annual Spend Continued for 10 years		
		FY17-FY21 Avg Annual CIP Funding	2025 Performance	Historical Funding	Today's Performance	2025 Performance
<b>Highway Division</b>						
<b>NON-TOLLED INTERSTATE PAVEMENT</b> % Good or Excellent   % Poor		\$62	94%   0%	\$67	80%	94%   0%
<b>DOT-OWNED NON-INTERSTATE PAVEMENT</b> % Good or Excellent   % Poor		\$96	32%   66%	\$52	63%	21%   78%
<b>MULTI-USE PATH</b> Miles of New Multi-Use Path		\$32	155	\$32	N/A	156
<b>BRIDGE</b> Number of Bridges SD		\$325	102	\$197	444	542
<b>INTERSECTION SAFETY</b> Economic-Weighted EPDO Crashes Reduced		\$25	11,935	\$22	N/A	10,553
<b>ROADWAY RECONSTRUCTION</b>		\$157	N/A	\$115	N/A	N/A
<b>ADA RETROFITS</b> Number of ADA Retrofits Completed		\$4	6,984	\$2	N/A	3,600
<b>ITS</b>		\$16	N/A	\$3	N/A	N/A
<b>PEDESTRIAN</b> Miles of New or Rebuilt Pedestrian Facilities			748		N/A	561

Example of the Planning for Performance Tool in use; compare the column on the left to the column on the right. The left column shows the performance with the CIP funding and the column on the right shows the performance with previous funding.

## Additional strategic planning inputs

While PSAC and PfP have been instrumental in helping this CIP identify investment criteria and priorities, other tools can be utilized as future CIPs are developed.

The proposed purchases of new MBTA vehicles, for example, may require adjustments to align with the MBTA fleet plan, which is still in development. More broadly, MassDOT and the MBTA will consider developing the capacity to more fully utilize scenario planning in making investment decisions, especially when a proposed investment falls in a grey area between priorities. Different investment scenarios could help clarify capital investment decision-making.

For example, this plan makes investments in MBTA signals. But looking forward, different scenarios might lead to different long-term signal investment decisions. One scenario might call for a level of investment to just get power and signals into a state of good repair. Another scenario, however, could suggest the level of spending that would be necessary to implement signal technology designed to last the next two or three decades and that would also help enable the realistic achievement of shorter headways.

By demonstrating different outcomes for different levels of investments, scenario planning has the opportunity to help improve CIP development in future years.

# Investments in planning and critical linkages



MassDOT must make hard choices about where to allocate limited capital dollars. All projects, even some that are worthy and popular, simply cannot be funded. At the same time, MassDOT and the MBTA seek to advance important investments. This CIP therefore seeks opportunities to improve critical linkages in the transportation network that promote ease of travel, multimodal opportunities, and economic development.

This CIP funds study, design, permitting, and/or engineering (depending on the phase of the particular project) for the next generation of major investments that are important to the Commonwealth, even if construction financing has not yet been fully identified or committed for those projects. Because these investments are large, expensive, and complex, MassDOT will continue to move them through the important phases of planning, community outreach, concept and preliminary design, and permitting. Major projects of this type include:

- ▶ Boston South Station expansion
- ▶ South Coast Rail
- ▶ I-90 Interchange area in Allston

Funding opportunities for the construction of these projects will be explored in future CIPs as the projects advance on their own timetables and as reliable construction cost estimates become available. MassDOT and the MBTA look forward to working with public and private sector partners and stakeholders to determine how best to advance these and other crucial investments in a manner that is fiscally prudent and sustainable, while continuing to aggressively pursue necessary steps to ready the projects for construction.

The Green Line Extension project is a case in point. After projections of substantial cost overruns, that project underwent extensive review and redesign. This CIP includes the funding necessary to meet the Commonwealth's commitments under the terms of a federal grant won by the MBTA to help fund the costs of the project. As Federal Transit Administration review and other aspects of the GLX project become clearer, this CIP will be updated to reflect its true status and cash flows.

Transportation systems work only as networks, both modal (among roads or transit lines) and intermodal where users can switch from one mode (walking or biking) to another (transit or driving). In choosing projects within modernization programs and

## Investment highlight

### ***I-90 Allston Interchange Project***

The I-90 interchange in Allston is both structurally deficient and functionally obsolete, prompting MassDOT to undertake its replacement while also preparing for the implementation of All-Electronic Tolling. The project would improve multi-modal connectivity in the neighborhood while preserving and enhancing regional mobility. Among other items, the project will include bicycle and pedestrian improvements to Cambridge Street and connections to the Charles River; the construction of a new MBTA Commuter Rail station; a restored layover yard for Commuter Rail trains; and a replaced viaduct to safely and efficiently carry traffic to and from Boston. The I-90 Allston Interchange Project is currently in the planning and environmental review phases.

in planning future modernization investments, this CIP therefore seeks opportunities to improve such network linkages and economic development.

For example, the interchange of the Massachusetts Turnpike (I-90) with I-495 has been identified both in a joint study by the Boston and Central Massachusetts MPOs and by elected officials in central Massachusetts as a critical linkage in need of redesign and re-construction. The introduction of All-Electronic Tolling on I-90 increases the importance of network improvements in this area. This CIP therefore allocates toll revenue and reserves from the western Turnpike to design and construct improvements at this critical interchange.

In other cases, the existing transportation network omits critical linkages that are important for supporting economic development. In Fall River, for example, local officials have long identified the “grounding” of an elevated section of Route 79 that separates the waterfront from the city as a critical investment that will spur private economic activity on the waterfront. This CIP therefore allocates funding for design and construction of this project.

Multi-modal transportation projects are particularly important, creating linkages between existing highway, transit, bicycle and pedestrian networks in critical locations. One of the Commonwealth’s most important multi-modal opportunities involves the re-construction of the I-90 viaduct that carries the Massachusetts Turnpike into Boston in Allston, along with the construction of a nearby commuter rail station and a new ramp and access system to better connect these transportation facilities to local streets and the Allston neighborhood to both transportation and the Charles River. This CIP funds the ongoing design and environmental review with the intention that an annual update of the plan will address a finance plan to construct all elements of this multi-modal project.

Some of the least developed networks in the Commonwealth’s transportation system are those for pedestrians and cyclists and for freight. This CIP provides multi-year funding for a municipal Complete Streets program to help cities and towns modernize their streets to accommodate all users, including pedestrians and bicyclists, thus building out these important networks as a regular part of roadway maintenance and reconstruction. Similarly, the CIP sets aside \$60 million (\$15 million annually beginning in FY18) for projects that will address missing links in both pedestrian and bicycle networks after completion of the statewide pedestrian and bicycle plans that are also funded in this CIP. Finally, planning resources programmed in this CIP will

## Investment highlight

### South Station Expansion

*In cooperation with the Federal Railroad Administration, Amtrak, and the MBTA, MassDOT is studying whether and how to expand Boston South Station. The study focuses on how to improve South Station’s tracks, platforms, signals, and passenger facilities, while also enhancing the station and streetscape environments for pedestrians, bicycles, and rail passengers. The project team is reviewing future opportunities for joint public/private development over and around South Station and is also examining locations for the midday storage of Commuter Rail trains. The South Station Expansion project is currently in the planning and environmental review phases.*

fund the creation of a MassDOT freight plan that will identify priority investments to address gaps in the Commonwealth's freight network. The timing of such a plan is particularly important as new freight funding has become available under the National Highway Freight Program created by the passage of the FAST Act.

Beyond this CIP, the MassDOT and MBTA Boards hope to receive input from regional planners, local elected officials, businesses and other stakeholders about other priority projects that could help complete critical linkages in the regional transportation system and require funding for planning/design, construction or both.



# Funding this CIP



The CIP is funded from a mix of federal and state sources, each of which varies with respect to its flexibility in uses for different parts of the transportation system. Some funding sources must be spent on specific policy goals or modes, while others may be applied across the transportation system. This CIP takes a conservative approach to other funding sources, including third-party opportunities. As MassDOT continues to build its P3 program and creates the foundation for successful P3 project delivery, these potential funding sources could play a significant role in future CIP's.

Tables detailing federal and state funding programs across modes are on pages 24 and 25 and assumptions are detailed in the Appendix.

An important point is that the federal-aid program operates on a commitment basis, while the CIP is a cash flow document. As a result, the spending in the CIP does not utilize all of the federal funding in the source tables because some of the cash flow of those sources will occur outside of the CIP's five-year window.

As an example, the CIP includes funding for the I-495 bridge over the Merrimack River in Haverhill. This project, which is currently estimated to cost \$48.2 million, is expected to be advertised in FY 2019. While all of the federal aid for the project will be committed in that year, approximately \$27.2 million of spending will actually occur beyond the time frame of this CIP.

## State funding

The primary source of state transportation capital funding comes from bonds issued by the Commonwealth. Debt is issued to investors and paid back with interest over the course of the bond's life, similar to any person taking out a personal loan. The two main types of bonds issued for infrastructure spending are special obligation bonds (SOBs) and general obligations (GO) bonds, both of which are administered by the Executive Office for Administration and Finance (ANF).

ANF issues bonds at its discretion, subject to legislative authorization, overall "bond cap" and debt affordability limitations on the ability of the Commonwealth to borrow. Transportation Bond Bills provide authorization to support transportation capital expenditures such as matching funds for federal transportation programs and Chapter 90 municipal aid for transportation investments.

## Chapter 90

*The MassDOT Board recognizes the value and importance of the Chapter 90 program as a vital funding source for all cities and towns in the Commonwealth. The five-year capital plan allows for a minimum funding level of \$200 million per year which will produce a \$1 billion dollar Chapter 90 funding program over the lifespan of this capital plan. MassDOT further encourages the Legislature to support a greater amount of funding towards the Chapter 90 program to incentivize municipalities in a matching fund program that will accelerate and prioritize the road repairs that are needed in the 6,000+ local roads that are under the jurisdiction of the cities and towns throughout the Commonwealth.*

### ► **Special Obligation Bonds**

Special Obligation Bonds (SOB) are backed by specific revenue sources, such as the motor fuels tax or transit fares, and are typically tied to a specific set of projects or policy objectives. Two major Commonwealth transportation SOBs are the Rail Enhancement Program, which aims to advance major transit projects statewide, and the Accelerated Bridge Program (ABP) which aims to greatly reduce the number of structurally deficient bridges statewide. Approximately \$1.1 billion in transit SOBs is remaining to be issued over the time frame of this CIP. The ABP program is coming to a close as the final bridge construction investment is expected for advertisement in the spring of 2016.

### ► **Commonwealth General Obligation Bonds**

General Obligation bonds are backed by the Commonwealth's revenues and provide a pool of funds that supports capital investments across all areas of government.

## **Federal funding**

Massachusetts receives federal funding to improve our transportation system from several U.S. Department of Transportation agencies including the Federal Aviation Administration (FAA), Federal Highway Administration (FHWA), Federal Transit Administration (FTA), and the Federal Railroad Administration (FRA). The following pages highlight federal funding programs across modes. The graphs demonstrate five-year historical and forecasted funding and are accompanied with program descriptions.

FAA provides funding to the Commonwealth's regional airports through MassDOT's Aeronautics Division in the form of grants for capital investments. FHWA provides multi-modal funding to MassDOT, which is divided between "regional target funding" allocated to Metropolitan Planning Organizations (MPO) for municipal investments and statewide funding for MassDOT-owned assets. FHWA funds may also be "flexed" to transit and other surface transportation investments.

FTA provides funding to MassDOT, the MBTA, and the Commonwealth's RTAs in the form of grants for capital investments. FRA provides funding to MassDOT and the MBTA in the form of grants for capital investments for railroad improvements.

# MassDOT sources



Projected Sources	FY 2016	FY 2017	FY 2018	FY 2019	FY 2020	FY 2021	Total
<b>Known Sources</b>							
FHWA New Obligation Authority	N/A	\$525,270,486	\$528,610,692	\$537,050,412	\$547,273,337	\$542,636,887	\$2,680,841,814
FHWA Existing	N/A	\$485,668,336	\$200,927,403	\$91,942,371	\$43,534,509	\$32,326,573	\$854,399,191
Federal Transit Funding	N/A	\$35,000,000	\$35,000,000	\$35,000,000	\$35,000,000	\$35,000,000	\$175,000,000
Bond Cap <sup>1</sup> Pass-through	N/A	\$765,838,677 \$55,000,000	\$762,684,374 \$60,000,000	\$780,071,416	\$790,805,287	\$790,034,852	\$3,889,434,606 \$115,000,000
ABP	N/A	\$237,388,523	\$77,143,116	\$54,976,863	\$18,999,605	\$0	\$388,508,107
Toll Revenues and Reserves <sup>3</sup>	\$229,928,838	\$108,371,763	\$123,610,767	\$123,026,399	\$121,322,015	\$121,685,981	\$827,945,763
<b>Subtotal Known Sources</b>	<b>\$229,928,838</b>	<b>\$2,212,537,785</b>	<b>\$1,787,976,352</b>	<b>\$1,622,067,461</b>	<b>\$1,556,934,753</b>	<b>\$1,521,684,293</b>	<b>\$8,922,116,261</b>
<b>Estimated Sources</b>							
FAA Discretionary Grants <sup>5</sup>	N/A	\$36,108,165	\$37,662,363	\$36,244,254	\$46,463,500	\$49,246,500	\$205,724,782
CA/T Trust and Reserves <sup>4</sup>	N/A	\$81,105,000	\$77,555,000	\$92,550,000	\$78,249,541	\$24,000,000	\$381,439,896
Third Party Funds	N/A	\$6,600,000	\$6,600,000	\$6,600,000	\$6,600,000	\$6,600,000	\$33,000,000
Gaming Revenues <sup>6</sup>	N/A	\$10,000,000	N/A	\$31,000,000	\$42,000,000	\$42,000,000	\$125,000,000
<b>Subtotal Estimated Sources</b>	N/A	\$133,813,165	\$121,817,363	\$166,394,254	\$173,313,041	\$121,846,500	\$745,164,678
<b>Total MassDOT Sources<sup>2</sup></b>	<b>\$229,928,838</b>	<b>\$2,134,710,908</b>	<b>\$1,806,482,768</b>	<b>\$1,713,628,892</b>	<b>\$1,633,715,352</b>	<b>\$1,558,586,456</b>	<b>\$9,105,033,568</b>

1 Preliminary assumption for planning purposes only | 2 Totals may not add due to rounding | 3 Anticipated balance as of 6/30/16. | 4 Subject to FHWA approval

5 Estimate based on past events | 6 Per legislation, 50% will be spent on municipal projects including Complete Streets

# MBTA sources



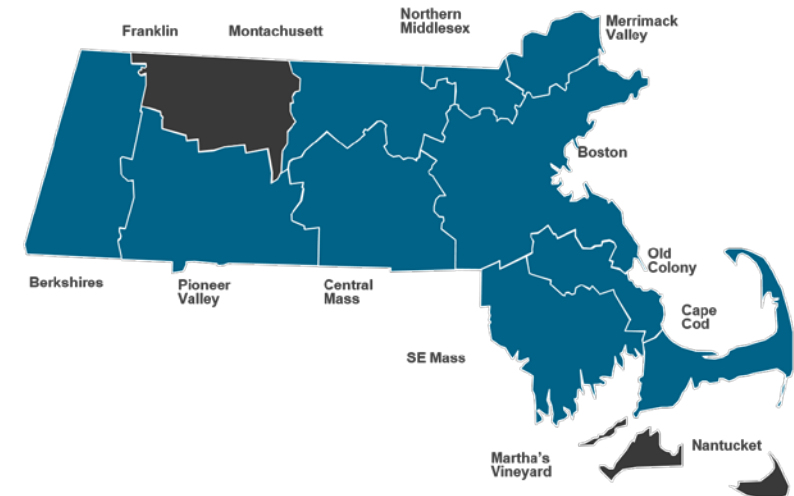
Projected Sources - MBTA	FY 2017 <sup>2</sup>	FY 2018	FY 2019	FY 2020	FY 2021	Total FY 17-21
<b>FTA Funding - MBTA</b>						
<b>Section 5307/5340</b>	\$332,609,078	\$140,202,383	\$142,183,024	\$144,557,710	\$144,557,710	\$904,109,905
<b>Section 5337</b>	\$394,652,098	\$140,394,801	\$142,812,385	\$145,271,551	\$145,271,551	\$968,402,387
<b>Section 5339</b>	\$23,154,989	\$5,555,626	\$5,676,308	\$5,799,449	\$5,799,449	\$45,985,821
<b>Formula Funds Bought and paid for</b>	\$433,624,489	\$153,252,046	\$58,964,212	\$6,222,892	\$0	\$652,063,640
<b>FFGA (GLX)</b>	\$55,000,000	\$150,000,000	\$150,000,000	\$150,000,000	\$150,000,000	\$655,000,000
<b>Subtotal MBTA FTA Funding</b>	<b>\$1,239,040,654</b>	<b>\$589,404,857</b>	<b>\$499,635,928</b>	<b>\$451,851,603</b>	<b>\$445,628,710</b>	<b>\$3,225,561,752</b>
<b>Bond Cap - MBTA</b>	\$26,093,626	\$37,306	\$0	\$0	\$0	\$26,130,932
<b>ABP - MBTA</b>	\$6,798,817	\$2,000,000	\$0	\$0	\$0	\$8,798,817
<b>Transit Special Obligation Bonds</b>	\$304,361,728	\$374,942,589	\$357,554,309	\$326,882,714	\$326,882,714	\$1,681,469,631
<b>Revenue Bonds</b>	\$150,000,000	\$200,000,000	\$200,000,000	\$0	\$200,000,000	\$750,000,000
<b>Cash on hand</b>	\$29,182,675	\$1,571,890	\$0	\$0	\$0	\$30,754,565
<b>Pay-Go</b>	\$100,000,000	\$150,000,000	\$150,000,000	\$150,000,000	\$150,000,000	\$700,000,000
<b>Excess Debt Service Reserve Funds</b>	\$60,000,000	\$0	\$0	\$0	\$0	\$60,000,000
<b>Reimbursables</b>	\$4,600,083	\$0	\$0	\$0	\$0	\$4,600,083
<b>TIFIA<sup>3</sup></b>	\$0	\$154,535,000	\$0	\$0	\$0	\$154,535,000
<b>RIIF<sup>3</sup></b>	\$0	\$160,347,085	\$0	\$0	\$0	\$234,140,000
<b>Total MBTA Sources<sup>1</sup></b>	<b>\$1,920,077,583</b>	<b>\$1,632,838,727</b>	<b>\$1,207,190,237</b>	<b>\$928,734,317</b>	<b>\$1,122,511,424</b>	<b>\$6,811,352,288</b>

<sup>1</sup> Totals may not add due to rounding. Amounts are based on current project budget as of this date and will change as additional reviews and adjustments to budgets, schedules, and cash flows occur. Actual amount available for new projects and programs is much lower as commitments against these funds have been obligated through past CIPs and the Federal State Transportation Improvement Plan. Timing of some funding, especially REP and Federal (Existing Grants), will shift as project schedules are updated. | <sup>2</sup> Includes carry-over from previous years. | <sup>3</sup> PTC values are under discussion and subject to change based on LOI.

# CIP and the STIP



MassDOT annually produces another multi-year capital-planning document called the State Transportation Improvement Program (STIP). While similar, the STIP and CIP are not the same. The STIP is a federally required planning document that lists all federally funded transportation projects, both highway and transit, by region of the Commonwealth and by federal fiscal year. The STIP is subject to approval by the U.S. Department of Transportation and the U.S. Environmental Protection Agency, as well as by the Massachusetts Department of Environmental Protection. The STIP is developed in part by compiling the individual Transportation Improvement Programs (TIPs) from the 13 federally recognized transportation planning regions of the Commonwealth.



The CIP differs from the STIP in several ways, one of the most important of which is that the CIP identifies all of the sources and uses of transportation funding employed by Massachusetts, while the STIP is primarily dedicated to federal funding and federally funded transportation projects. The STIP also does not make use of the priorities/programs/projects formulation around which the MassDOT agencies have built the 2017-2021 CIP.

In addition, the CIP also includes state capital funding for projects advanced by the Rail side of the Rail and Transit Division, the Aeronautics Division, and the Registry of Motor Vehicles, which do not generally receive funding through the STIP (which is compiled almost exclusively of roadway and public transit projects). The CIP is also not subject to federal approval. Over time, the MassDOT agencies look forward to working with their federal and regional partners to more closely align – and perhaps ultimately combine – future CIPs and the STIPs.



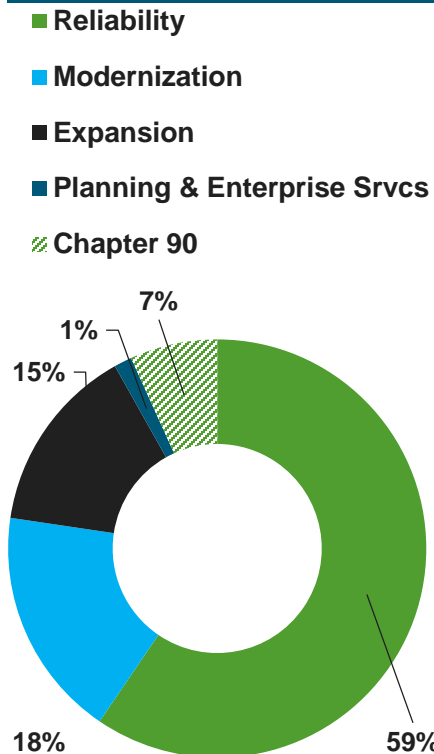
# Implementing the strategy: Breakdown by priorities and Division



Some projects in this CIP were automatically included based on prior commitments. This subset of projects, termed “underway,” consists of multiple year projects where a notice to proceed had been issued or procurement or construction had already begun.

The graphics below detail total spending by priority for all of MassDOT as well as by each division and selected enterprise service. The following section of this document highlights spending on key programs by priority and Part II of this CIP illustrates how much funding was allocated toward new projects recommended by staff in this CIP for those programs. A set of projects for each program is shown for illustrative purposes. The full list of underway and recommended projects can be found in Part III.

## Overall Spending by Priority

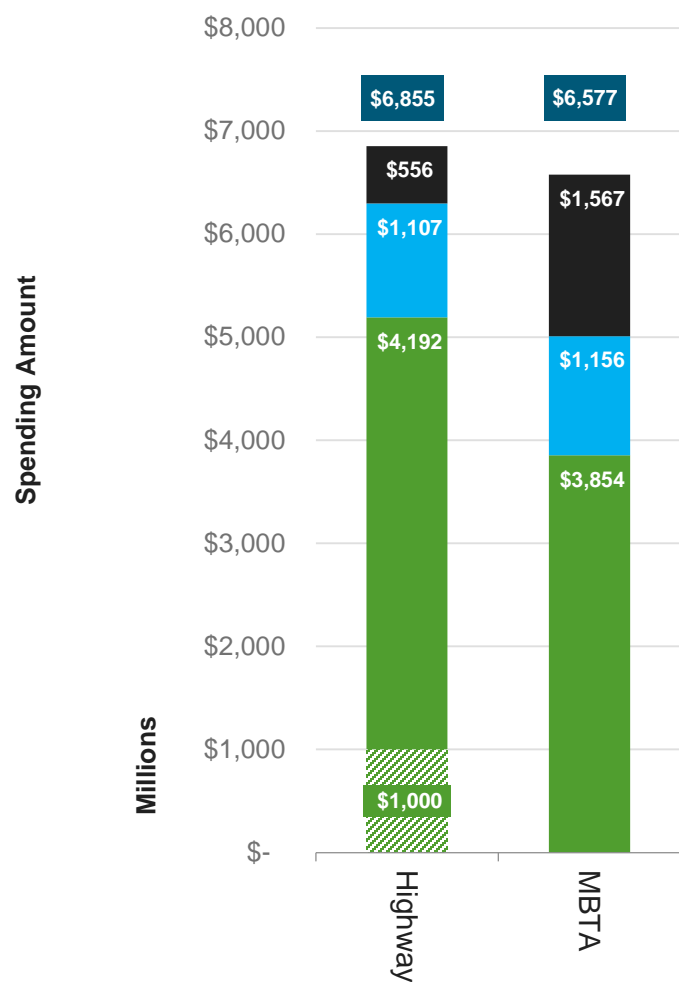


## Overall spending by priority

Spending Priority	% of Total Spending
Reliability	59%
Modernization	18%
Expansion	15%
Planning & Enterprise Svcs	1%
Chapter 90	7%
<b>Combined Total</b>	N/A



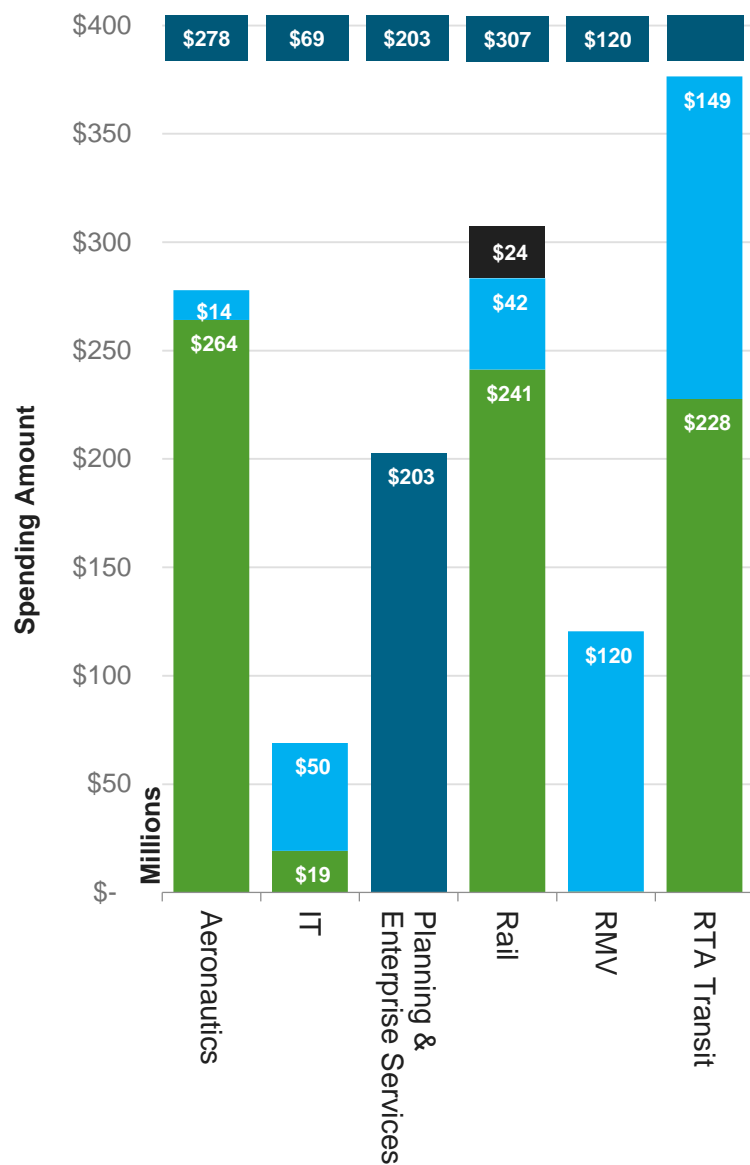
**Division spending by priority (numbers have been rounded)**



**Division spending by priority (numbers have been rounded)**

Spending Priority	Highway Spending (Millions)	MBTA Spending (Millions)
Reliability	\$4,192	\$3,854
Modernization	\$1,107	\$1,156
Expansion	\$556	\$1,567
Planning & Enterprise Svcs	\$ -	\$ -
Chapter 90	\$1,000	\$ -
<b>Division Totals (Millions)</b>	<b>\$6,855</b>	<b>\$6,577</b>

**Division spending by priority (numbers have been rounded)**



**Division spending by priority (numbers have been rounded)**

Spending Priority	Aeronautics (Millions)	IT (Millions)	Planning & Enterprise (Millions)	Rail (Millions)	RMV (Millions)	RTA Transit (Millions)
Reliability	\$264	\$19	\$ -	\$241	\$ -	\$228
Modernization	\$14	\$50	\$ -	\$42	\$120	\$149
Expansion	\$ -	\$ -	\$ -	\$24	\$ -	\$ -
Planning & Enterprise Srvcs	\$ -	\$ -	\$203	\$ -	\$ -	\$ -
Chapter 90	\$ -	\$ -	\$ -	\$ -	\$ -	\$ -
<i>Division Totals (Millions)</i>	\$278	\$69	\$203	\$307	\$120	\$377

In developing this plan, MassDOT sought to ensure an equitable distribution of transportation investments. On a national scale, geographic equity has historically been understood as states paying the same proportion of gas tax revenues as they receive in federal transportation dollars. Within Massachusetts, it is not currently possible to determine exactly how much residents of a given municipality are paying in to transportation funds or even how much they are using transportation infrastructure. In lieu of this data, MassDOT explored a variety of ways to analyze data to ensure a sense of regional equity.

After considering several means of analysis, the Project Selection Advisory Council as well as the Capital Planning Subcommittee of the MassDOT Board recommended using the Chapter 90 formula, which is used to allocate funding directly to municipalities for roadway improvement projects, as a proxy for an equitable distribution of funding throughout the Commonwealth, at least for non-transit projects. The formula takes into account population (20 percent), lane miles (60 percent), and employment (20 percent), all of which are indicators of need for transportation infrastructure and services.

In addition to using the Chapter 90 formula, MassDOT assessed funding distributions by population and lane miles separately, as well as funding across highway districts in relation to vehicle miles traveled in each district. For transit projects, the amount of funding in comparison with ridership appeared to be a better proxy than Chapter 90 as it is a more direct indicator of transit funding need.

See Appendix for maps and an analysis of the regional equity breakdown for this CIP.

# 1 Reliability investments



About 59 percent of the total \$14.8 billion in proposed capital spending over the next five years is targeted at improving the reliability of the current transportation system. Of \$5.8 billion in total the MassDOT Highway Division capital investments, for example, \$4.2 billion is allocated to improve the reliability and efficiency of the overall roadway network, mainly by improving bridge and pavement conditions.

A recent asset management report done for the Division pointed to serious deterioration of the condition of pavement on state-owned, non-Interstate highways at current spending levels. In response, this CIP increases investments in this program to \$476 million, which is about 80 percent more than historic levels.

Bridges across the state also need attention. While the Accelerated Bridge Program has been able to complete critically important, high-cost mega-projects, this CIP calls for \$2 billion for ongoing bridge repair and replacement. If extended for a full decade, this level of investment would reduce the proportion of Massachusetts bridges that are structurally deficient. Additionally, this CIP funds a Municipal Bridge Program with \$50 million for smaller, municipally owned bridges which, while ineligible for federal funding and chronically difficult to fund, are crucial for mobility and economic activity in small communities.

The Federal Funding Act MAP-21 has introduced deck area as a means to incorporate bridge size when evaluating bridge condition and statewide bridge needs. FHWA has established a state target to limit structurally deficient deck area on the National Highway System Bridge Network to ten percent or less. While questions remain on the language of the rule making, MassDOT will need to review its investment in bridges should it fail to meet this threshold in the future. MassDOT is currently evaluating how best to modify existing models to isolate the National Highway System and account for the variation of structure size within the population.

This CIP also dedicates \$4.6 million to expand the Pre-Apprenticeship Pilot Program to more areas of the Commonwealth, as recommended by a stakeholder working group representing labor unions and the construction industry.

The proposed five-year capital plan for the MBTA also emphasizes reliability, with annual spending ramping up to \$765 million in FY18 to reduce the MBTA's \$7.4 billion backlog in state of good repair projects. Another \$1.6 billion over five years goes to the design and acquisition of new Red, Orange, and Green Line vehicles and buses and for capital maintenance of the existing fleet, including \$240 million to improve the reliability of Commuter Rail locomotives and coaches.

## Investment highlight

### ***Municipal Bridge Program***

With this CIP, MassDOT is establishing a new program to support the costs of repairing and replacing municipally owned bridges with spans of between 10 and 20 feet. These bridges are too small to be eligible for federal funding but often too expensive for municipalities to fund on their own. To avoid the need to close these types of bridges when they pass the end of their useful lives, this program proposes \$50 million over five years to support municipal efforts to manage and maintain small bridges.

More than \$1 billion is set for track, signal, and power projects on the Red, Orange, and Green lines and the Commuter Rail system. Also among the Reliability investments are \$654 million for upgrades to the Cabot and Wellington vehicle maintenance facilities, Wollaston station on the Red Line, and the Winchester Commuter Rail station. And the proposed \$497 million MBTA bridge program includes \$97 million for the much-needed project to repair Draw 1/Tower A at North Station.

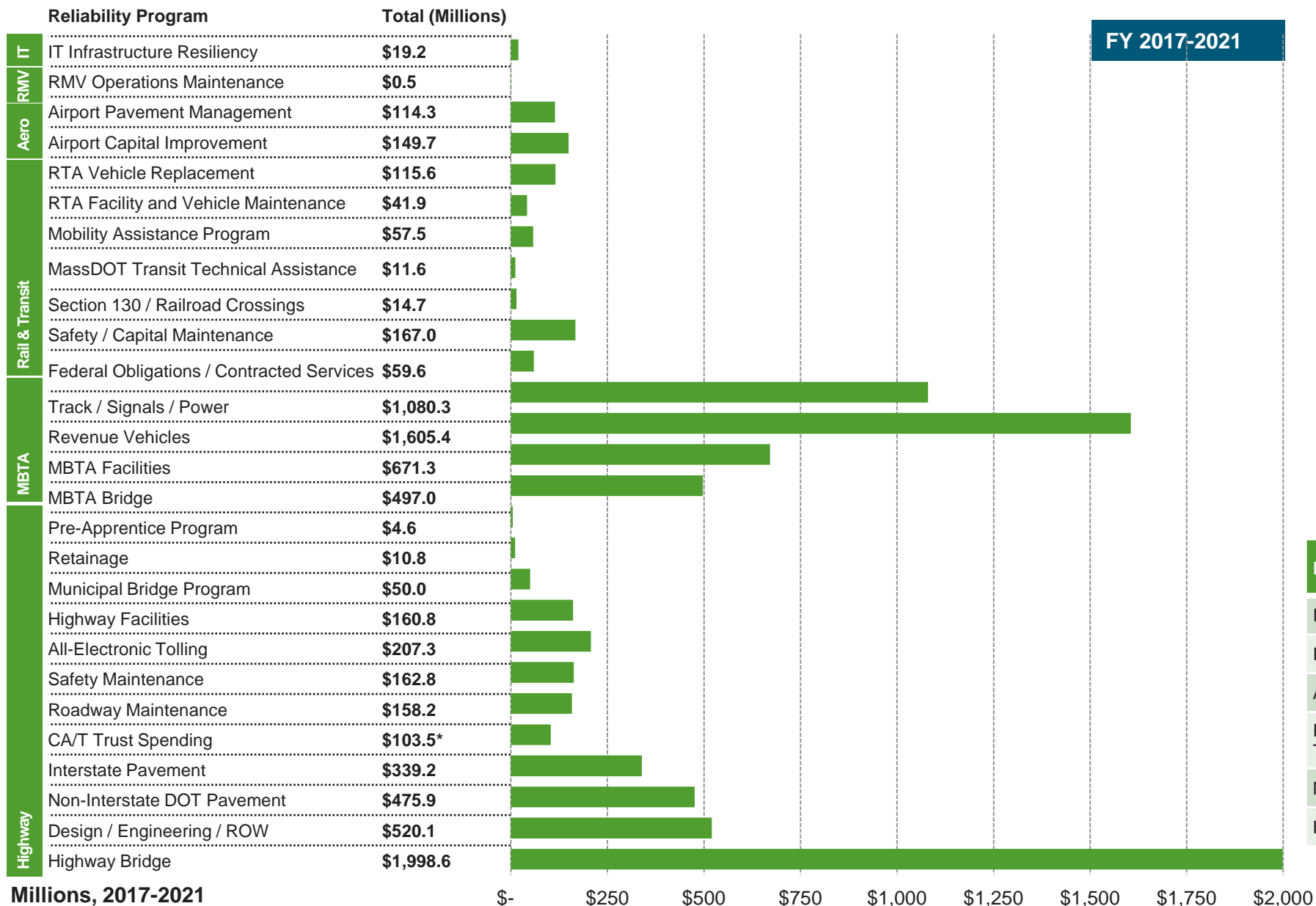
MassDOT owns about 300 miles of rail track, nearly as much as is owned by the MBTA, a portfolio that has grown significantly due to recent acquisitions of numerous rail assets. As MassDOT continues to develop a rail modal plan to identify key strategic assets and a sustainable business strategy, this CIP increases spending on rail maintenance to \$241 million over five years to ensure ongoing reliability for commercial, commuter, and other users of those tracks. MassDOT will continue to provide the Commonwealth's 15 Regional Transit Authorities with an aggregate total of \$20-25 million annually in capital assistance to further enhance their reliability of service. The CIP calls for \$41.9 million for vehicle and facility maintenance and \$116.6 million for vehicle replacement. Through the Mobility Assistance program, MassDOT an additional \$57.5 million goes to help communities purchase vehicles to transport senior citizens and customers with disabilities.

The Aeronautics Division has \$264 million for the Airport Capital Improvement Program and the Pavement Management Program, continuing recent funding levels and ensuring that sufficient funding is available to take maximum advantage of available funding from the Federal Aviation Administration.

The Registry of Motor Vehicles will use \$500,000 to improve the condition of its system applications to ensure more reliable service to customers.

The MBTA and MassDOT must also be able to provide reliable service even in the case of a major outage. To that end, this CIP contains \$19.2 million for Information Technology investments, mainly for the MassDOT/MBTA Infrastructure Resiliency program, which will provide MassDOT's critical systems with the appropriate level of redundancy in the case of a major outage.

# 1 Reliability programs funding overview



\* The program size for CA/T Trust Spending is \$300 million, however \$103.5 million in projects have been identified to date



## 2 Modernization investments



This Plan supports the modernization of existing assets to meet current or anticipated demand and to help assets meet safety, accessibility, and other requirements that perhaps did not exist when the assets were initially put into service.

Overall, the Highway Division is allocating \$1.1 billion for modernization projects over the next five years. The Division's Complete Streets program, for example, is designed to encourage Massachusetts cities and towns to redesign and modernize key streets to better accommodate all users. With more than 200 communities having already taken part in Complete Streets training programs, this CIP would fund the program at \$50 million over five years, in order to provide both technical assistance and construction grants.

The MBTA has \$1.16 billion to fund modernization over the same period, with projects that include safety improvements, such as the federally mandated Positive Train Control system for the Commuter Rail system and implementing a new collision avoidance system on the Green Line. The Industrial Rail Access Program, which funds rail investments that support jobs and economic development, is funded at \$15 million over the life of the CIP.

This CIP contains additional investments in the accessibility of the MBTA system for customers with disabilities, including \$150 million to fund design and construction work at certain stations as part of the MBTA's ongoing Plan for Accessible Transit Infrastructure. This CIP also calls for \$16.7 million for accessibility improvements on MassDOT-owned rail assets and \$148.8 million for three programs to help the state's 15 Regional Transit Authorities modernize existing vehicles and facilities.

Similarly, the Aeronautics Division will use \$13.8 million over the next five years to continue work on administration buildings at the state's general aviation airports.

Modernizing technology to better serve system users is also a focus of this CIP. It includes \$105 million toward the cost of upgrading critical hardware and software. Another \$15 million is budgeted for modernization of RMV facilities and systems to provide better customer service and to comply with Real ID and to ensure that the Commercial Driver's License Program meets federal mandates.

The CIP also budgets \$49.9 million for Information Technology to modernize a variety of critical IT systems at MassDOT, the MBTA and the RMV.

### Investment highlight

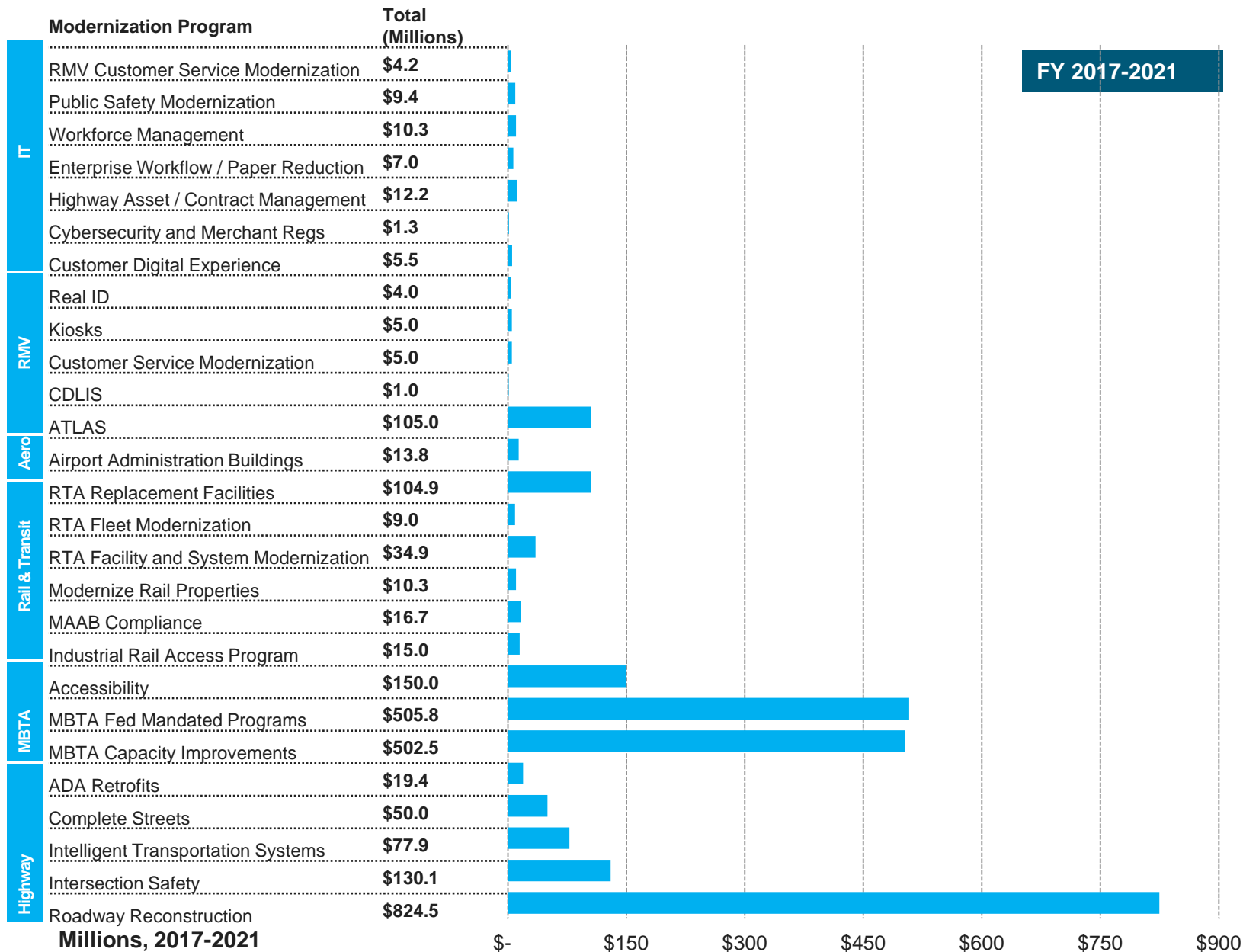
#### ***Route 79 – Fall River***

MassDOT recently completed a study of the Route 79/Davol Street Corridor to examine how to best balance multimodal transportation needs and improve connectivity while supporting economic development. The recommended long-term alternative brings Route 79 to an at-grade urban boulevard with a wide, landscaped median, providing local access to the waterfront and Route 79. A shared-use path would be located along the eastern and western sides of the corridor, better connecting to the existing Veterans Memorial Bridge shared-use path in the north and to the I-195/Route 79 Interchange Project's shared-use path in the south. About 10 newly created acres will promote economic development for the region. This project is currently in the design phase.

### Investment highlight

#### ***Route 20 Improvements Project - Charlton/Oxford***

A high-priority safety project, the improvement of Route 20 in Charlton/Oxford will modernize the median barrier and breakdown lanes from the intersection of Routes 12 and 20 up to and including the Route 20/56 intersection. Phase 2 of the project will improve the road from the Route 20/56 intersection west to Richardson's corner in Charlton. This project is currently in the design phase.



Division	Total (Millions)
IT	\$49.9
RMV	\$120.0
Aero	\$13.8
Rail & Transit	\$190.8
MBTA	\$1,158
Highway	\$1,101

## 3 Expansion investments



This category accounts for only about 15 percent of all spending in this five-year CIP. It includes \$555.9 million in Highway Division projects, including programs to expand the roadway network, focusing primarily on the needs of pedestrians and cyclists, including \$60 million for high-priority projects and an additional \$160 million for multi-use paths across the state.

The bulk of investment in this category at the MBTA is the required Commonwealth share to match the \$1.1 billion in federal funding pledged by the Federal Transit Administration for the Green Line Extension project.

This CIP also contains \$35 million to complete the final component of the Fairmount Corridor Improvement project (the construction of a station at Blue Hill Avenue station), as well as funding to complete Phase 1 of the Silver Line Gateway project in Chelsea. MassDOT, working with the City of Chelsea, has submitted an application to the United States Department of Transportation to seek federal discretionary funds to help fund Phase 2 of this project.

This CIP provides \$148 million over five years for the South Coast Rail project, with a focus on early-action construction and necessary design and permitting work.

In addition to funding to close out the Commonwealth's work on the Knowledge Corridor project, this CIP provides \$32 million to refurbish locomotives and coaches that could be used for pilot service either on the Knowledge Corridor or on the Commuter Rail system.

### Investment highlight

#### **Green Line Extension**

This project to extend the MBTA Green Line to Somerville and Medford is in the early phases of construction, but after cost estimates indicated that the full project could be as much as \$1 billion over budget, the MassDOT Board and the MBTA Fiscal and Management Control Board required staff to review all aspects of the project. The goal of the ongoing review is to reduce the costs of the project through redesign, re-procurement, and recommendations for a reformed project management structure. In addition, MassDOT and the MBTA are seeking financial contributions from sources other than the Commonwealth and the federal government, as required by the MassDOT and FMCB Boards. As the review continues, this CIP includes funding sufficient to meet the Commonwealth's commitment to the project under the terms of a grant agreement with the Federal Transit Administration.

# 3 Expansion programs funding overview



## Division and program funding highlights

# Highway programs overview

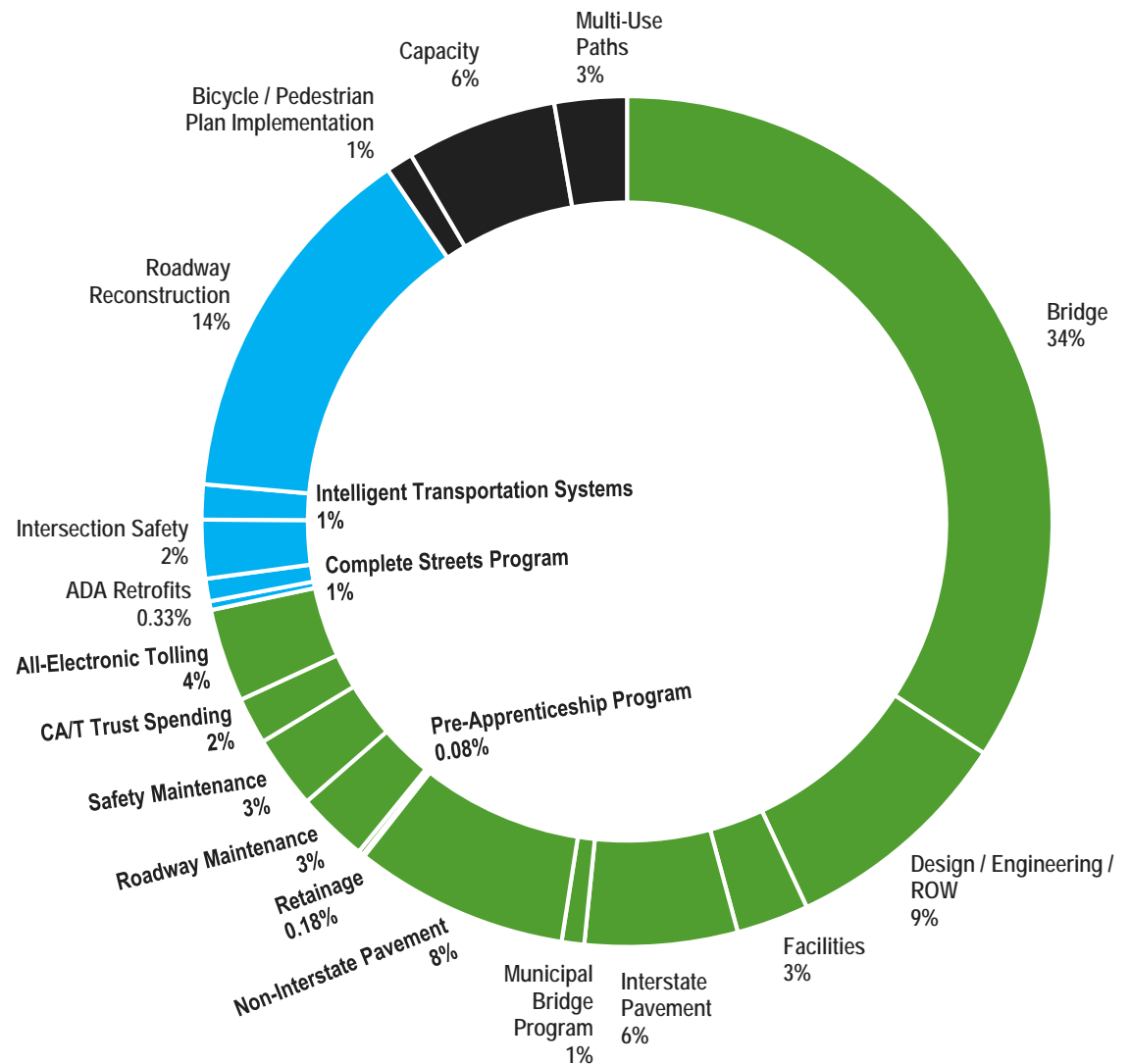
## Spending by priority and program

**1 Reliability** **72%**  
**\$4.2 billion**

**2 Modernization** **19%**  
**\$1.1 billion**

**3 Expansion** **9%**  
**\$556 million**

Program	Priority	Proportion of Spending
Bridge	1	34%
Design / Engineering / ROW	1	9%
Facilities	1	3%
Interstate Pavement	1	6%
Municipal Bridge Program	1	1%
Non-Interstate Pavement	1	8%
Pre-Apprenticeship Program	1	.08%
Retainage	1	.18%
Roadway Maintenance	1	3%
Safety Maintenance	1	3%
CA/T Trust Spending	1	2%
All-Electronic Tolling	1	4%
ADA Retrofits	2	.33%
Complete Streets Program	2	1%
Intersection Safety	2	2%
Intelligent Transportation Systems	2	1%
Roadway Reconstruction	2	14%
Bicycle/Pedestrian Plan Implementation	3	1%
Capacity	3	6%
Multi-Use Paths	3	3%



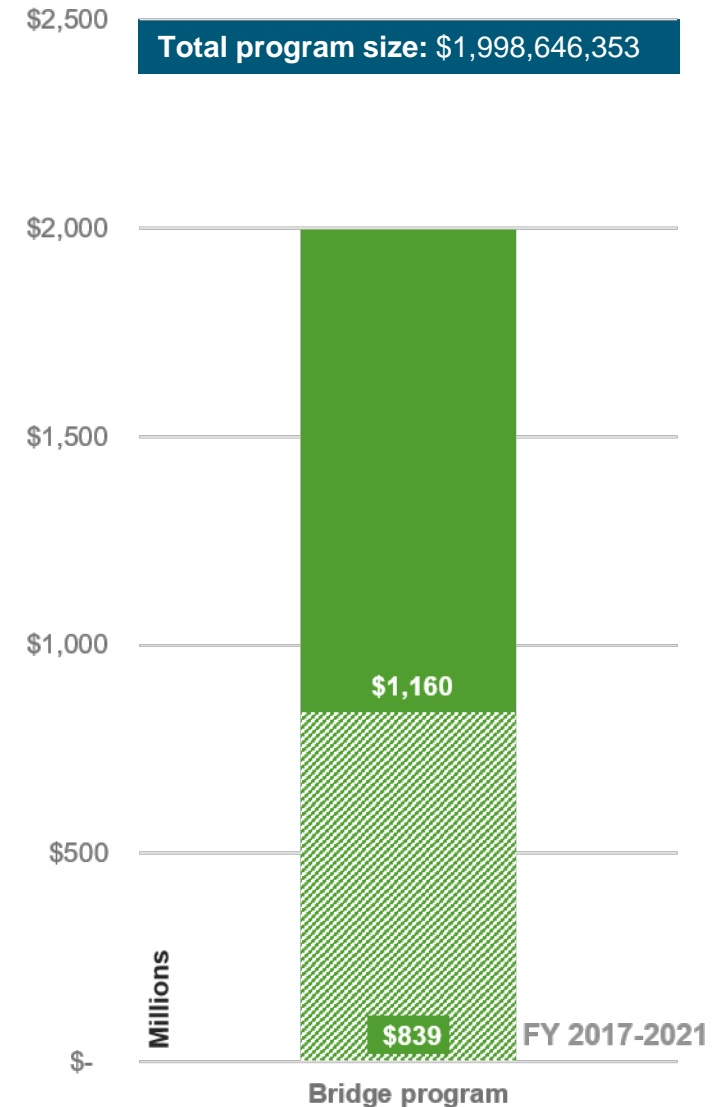


# 1 Highway / Bridge program



## Highlighted list of projects:

- ▶ Routine Structural Maintenance
- ▶ Boston – North Washington Street over Boston Inner Harbor
- ▶ Lynn/Saugus – Route 107 over the Saugus River
- ▶ Raynham - Route 44 over Route 24
- ▶ Agawam/West Springfield Route 147 over the Westfield River
- ▶ Holyoke – Lyman Street
- ▶ Quincy – Construction of new connection from Burgin Parkway over MBTA
- ▶ Boston – Massachusetts Ave. over Commonwealth Ave.
- ▶ Hopkinton/Westborough - Fruit Street over CSX and Sudbury River
- ▶ Williamsburg – Bridge Street over the Mill River
- ▶ Worcester – Plantation Street bridge widening over MBTA
- ▶ Pittsfield – Lakeway Drive over Onoto Lake
- ▶ West Brookfield – Wickaboag Valley Road over Sucker Brook
- ▶ Gardner – Pleasant Street



Source: DOT and MBTA internal estimates of available sources and applicable uses; Division initial estimates of program sizes

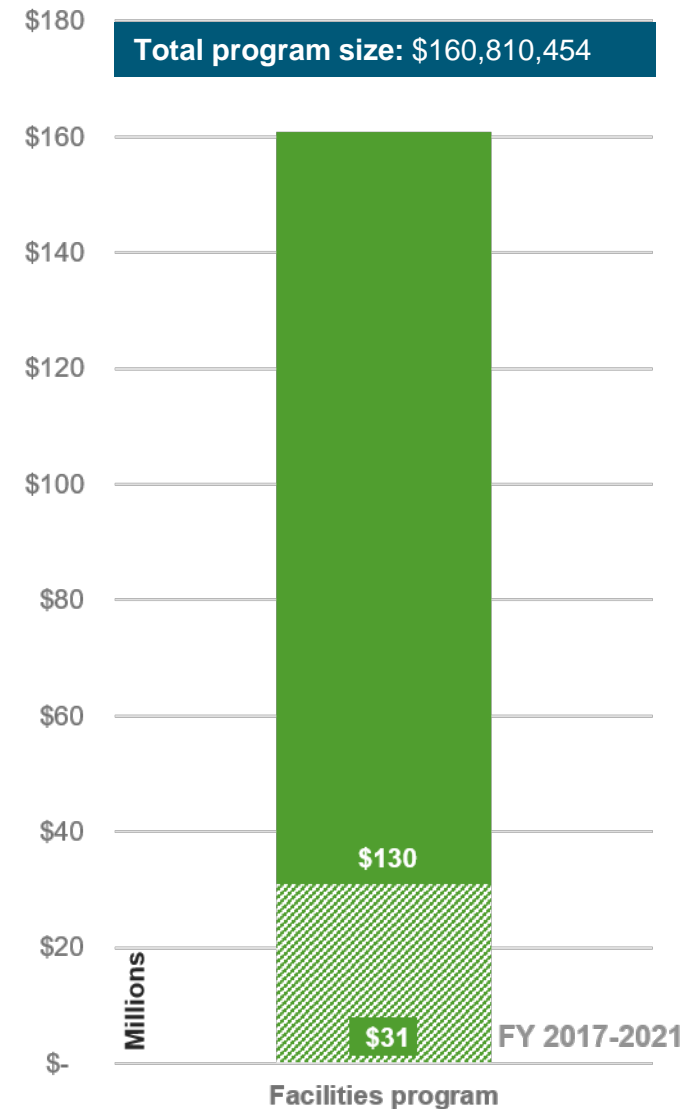
	<b>Funded Projects</b>	\$839,014,833
	<b>Recommended Projects</b>	\$1,159,631,521

# 1 Highway / Facilities program



## Highlighted list of projects:

- ▶ Worcester – Construction and Relocation of District 3 Administration Building
- ▶ Milton – Construction of MassDOT Central Maintenance Facility and Highway Operations Center
- ▶ Greenway Maintenance Facility



Source: DOT and MBTA internal estimates of available sources and applicable uses; Division initial estimates of program sizes

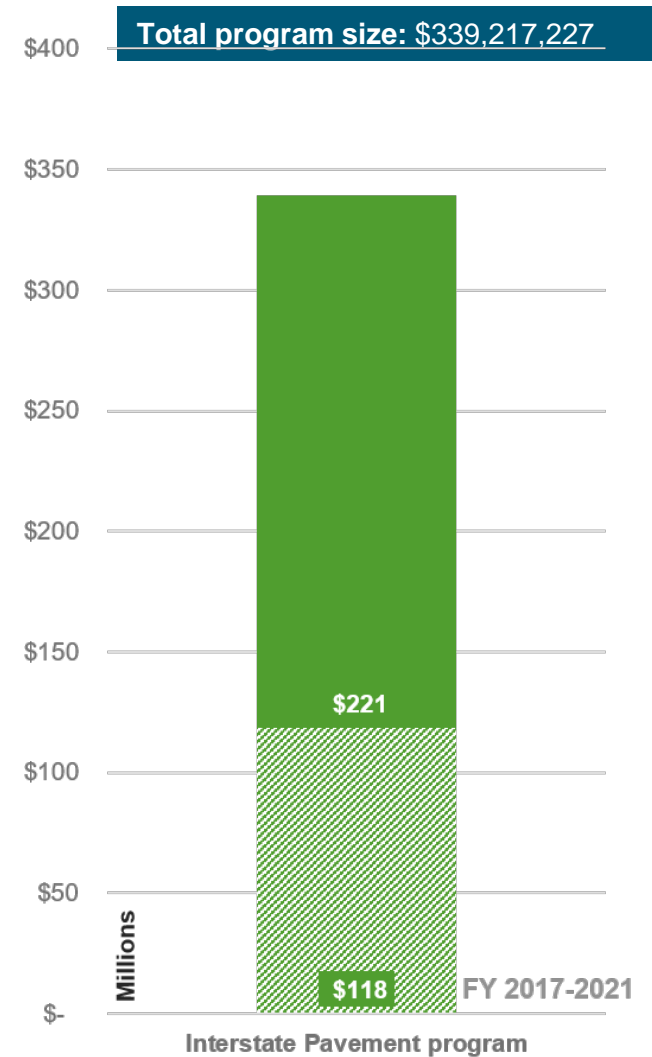
	<b>Funded Projects</b>	\$31,006,123
	<b>Recommended Projects</b>	\$129,804,330

# 1 Highway / Interstate Pavement program



## Highlighted list of projects:

- ▶ Quincy/Milton/Boston - Resurfacing and Related Work on a Section of I-93
- ▶ Littleton/Westford – Resurfacing and Related Work on a Section of I-495
- ▶ Andover Methuen – Resurfacing and Related Work on a Section of I-93
- ▶ Natick/Wayland/Weston – Resurfacing and Related Work on a Section of I-90



	<b>Funded Projects</b>	\$118,434,197
	<b>Recommended Projects</b>	\$220,783,031

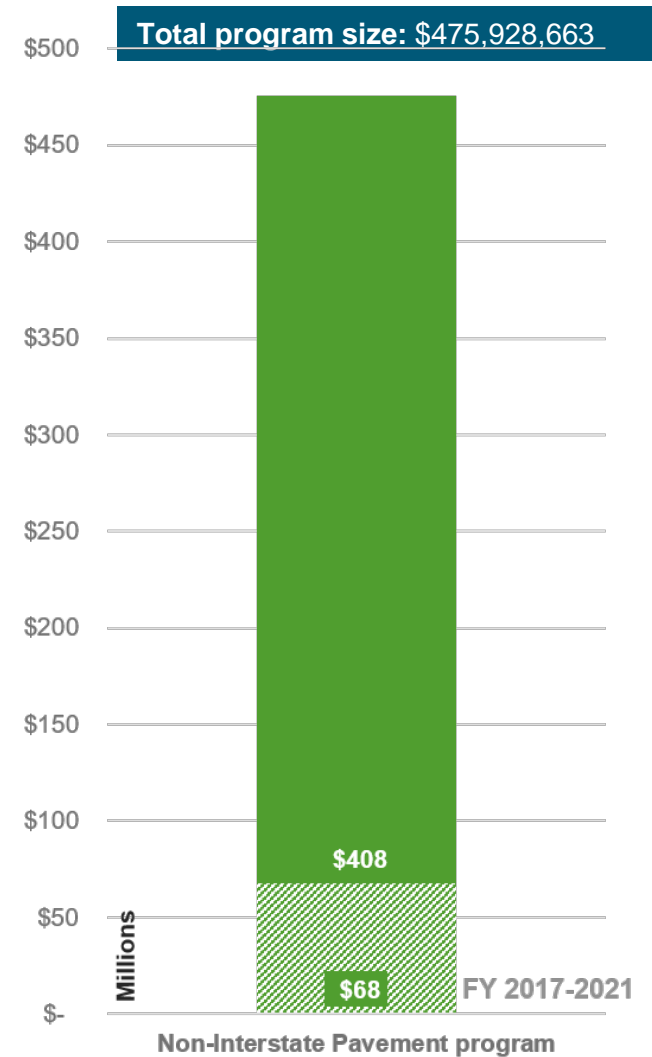
Source: DOT and MBTA internal estimates of available sources and applicable uses; Division initial estimates of program sizes

# 1 Highway / Non-Interstate Pavement program



## Highlighted list of projects:

- ▶ Routine Pavement Maintenance
- ▶ Foxborough/Walpole – Resurfacing and Related Work on Route 1
- ▶ Lynnfield/Peabody – Resurfacing and Related Work on Route 1
- ▶ Templeton - Resurfacing and Related Work on Route 68
- ▶ Dedham - Resurfacing and Related Work on Route 109
- ▶ Granby - Resurfacing and Related Work on Route 202



	Funded Projects	\$67,782,189
	Recommended Projects	\$408,146,474

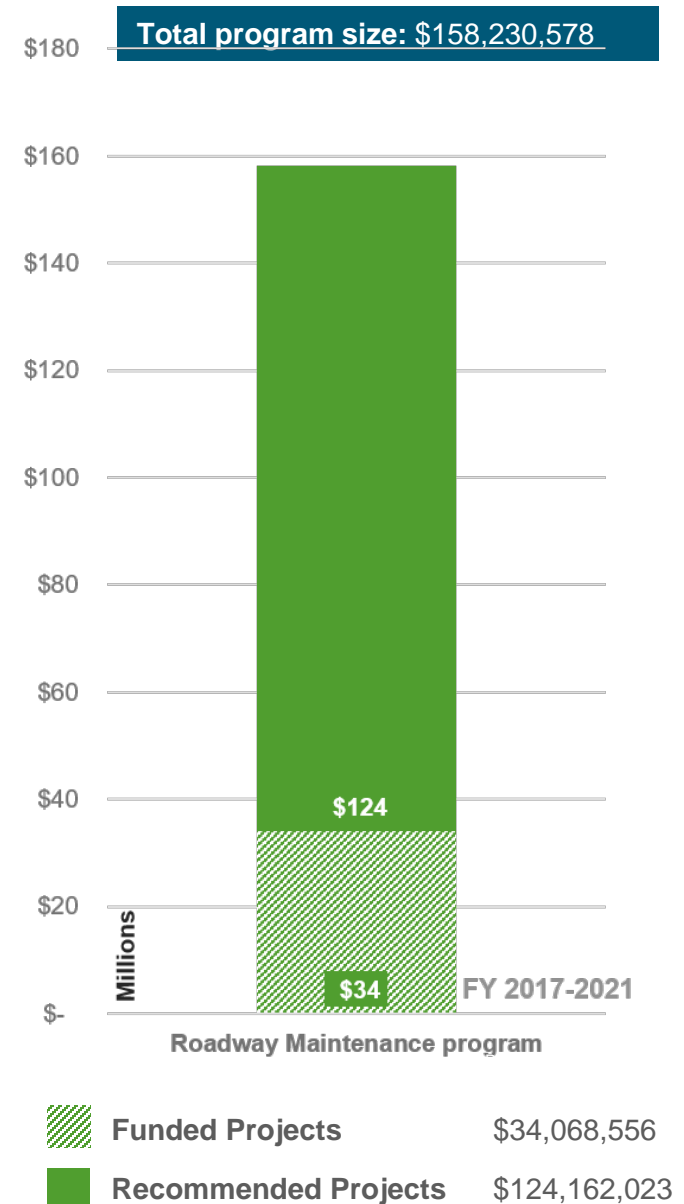
Source: DOT and MBTA internal estimates of available sources and applicable uses; Division initial estimates of program sizes

# 1 Highway / Roadway Maintenance program



## Highlighted list of projects:

- ▶ Worcester – Stormwater Improvements along I-290 and 122A
- ▶ District 1 – Roadway Repairs and Slope Stabilization at Various Locations
- ▶ Chelmsford/Concord/Lowell/Peabody – Stormwater Improvements along Route 2/Route 2A, Route 128 and Route 3/3A
- ▶ District 6 - Roadside Barrier Reconstruction and Repair at Various Locations



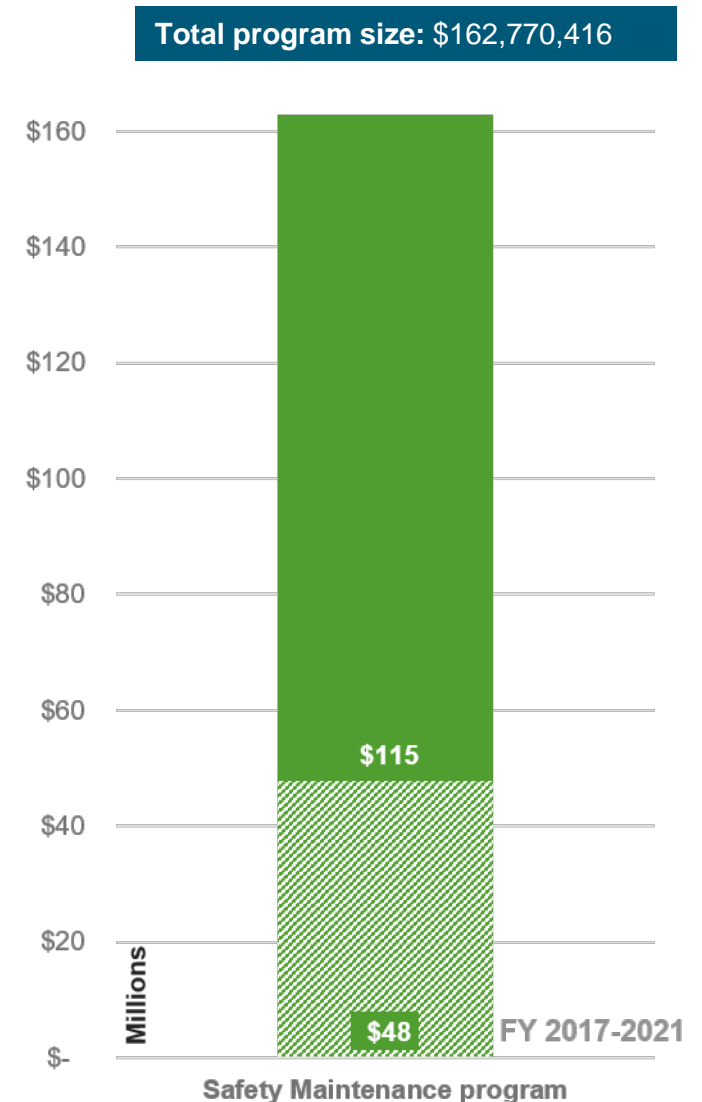
Source: DOT and MBTA internal estimates of available sources and applicable uses; Division initial estimates of program sizes

# 1 Highway / Safety Maintenance program



## Highlighted list of projects:

- ▶ Arlington/Belmont - Highway Lighting Repair and Maintenance on Route 2
- ▶ Auburn/Worcester – Guide and Traffic Sign Replacement on a Section of I-290
- ▶ Attleboro to Norwood - Guide and Traffic Sign Replacement on a Section of I-95
- ▶ Sturbridge – Sign and Pavement Marking Installation and Upgrades on Brookfield Road (Route 148)
- ▶ District 1 – Application of Reflectorized Pavement Markings at Various Locations
- ▶ District 3 – Refurbishment of Crash Cushion Systems at Various Locations



Source: DOT and MBTA internal estimates of available sources and applicable uses; Division initial estimates of program sizes

	<b>Funded Projects</b>	\$47,715,078
	<b>Recommended Projects</b>	\$115,055,338

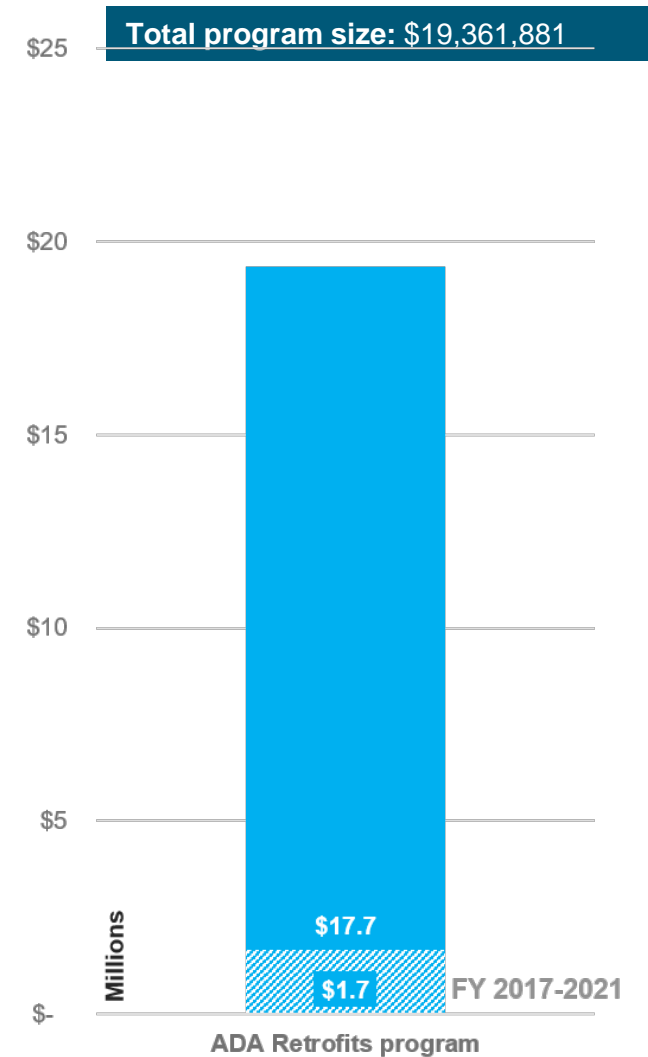



## 2 Highway / ADA Retrofits program



### Highlighted list of projects:

- ▶ ADA Retrofits at Various Locations
- ▶ ADA Retrofits at Various Locations
- ▶ ADA Retrofits at Various Locations



	Funded Projects	\$1,668,242
	Recommended Projects	\$17,693,640

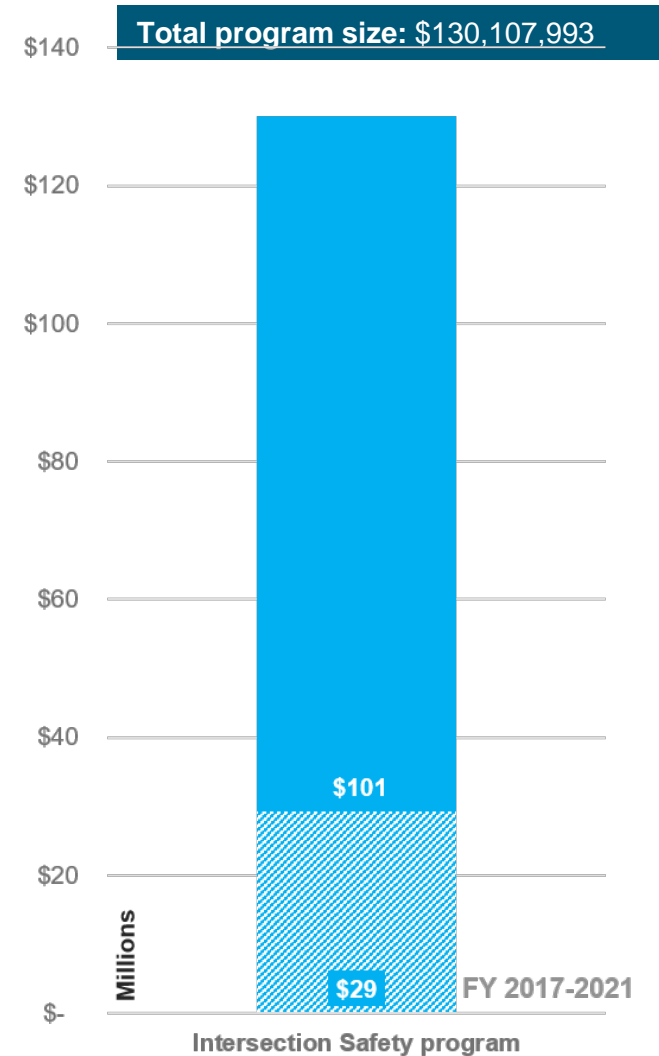
Source: DOT and MBTA internal estimates of available sources and applicable uses; Division initial estimates of program sizes

## 2 Highway / Intersection Safety program



### Highlighted list of projects:

- ▶ Holyoke – Traffic Signal Upgrades at 15 Intersections along High and Maple Streets
- ▶ Lowell – Improvements on Route 38 at Four Intersections
- ▶ Pittsfield – Traffic Signal and Intersection Improvements at Center Street and West Housatonic Street
- ▶ Northampton – Intersection Improvements at Elm Street, Main Street, State Street and New South Street
- ▶ Gardner/Leominster/Sterling Intersection Improvements at 3 Locations

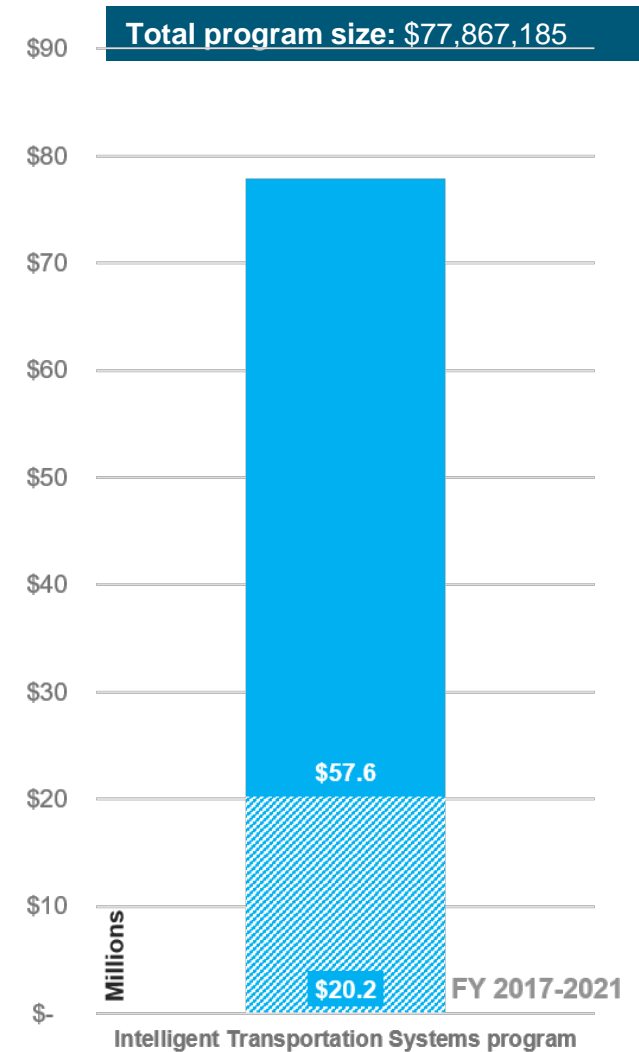


Source: DOT and MBTA internal estimates of available sources and applicable uses; Division initial estimates of program sizes

	<b>Funded Projects</b>	\$29,227,590
	<b>Recommended Projects</b>	\$100,880,402

### Highlighted list of projects:

- ▶ District 5 / District6 – ITS Construction on I-95 From Canton to Attleboro
- ▶ District 3 – Installation of CCTV Cameras and VMS on I290 Between I-495 and I-90
- ▶ Statewide – Expansion of CCTV, VMS and the Traffic Sensor Network

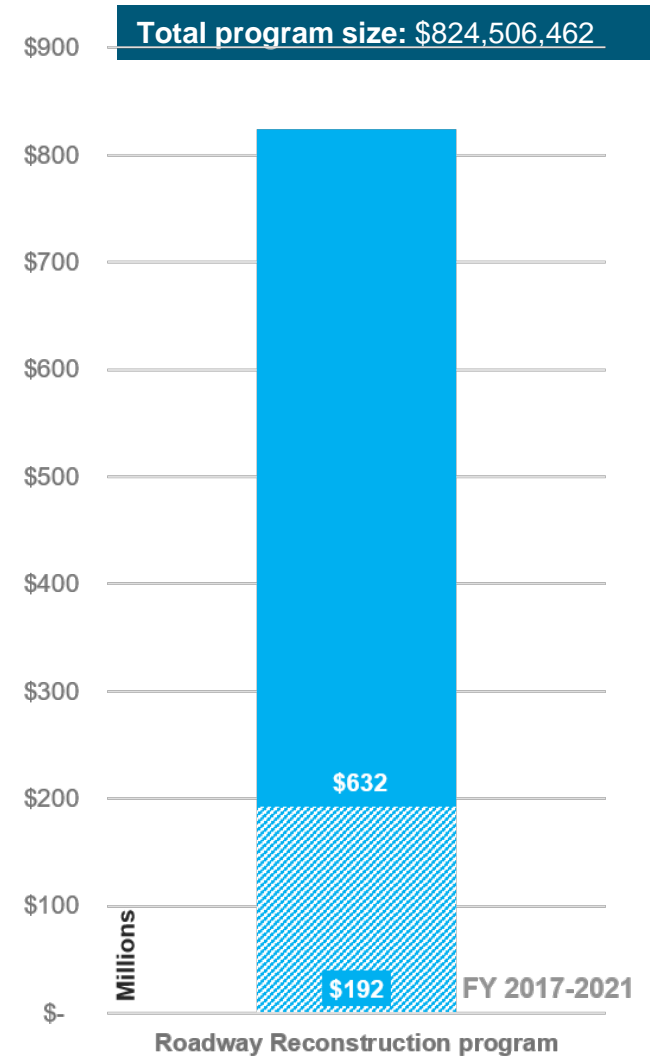


Source: DOT and MBTA internal estimates of available sources and applicable uses; Division initial estimates of program sizes

	Funded Projects	\$20,243,951
	Recommended Projects	\$57,623,234

### Highlighted list of projects:

- ▶ Charlton/Oxford – Reconstruction on Route 20
- ▶ Needham/Newton – Reconstruction of Highland Avenue and Needham Street including the Bridge over the Charles River
- ▶ Leominster – Reconstruction/Rehabilitation on Central Street including Rehabilitation of the Bridge Carrying Central Street over Fall Brook
- ▶ Worcester – Resurfacing of Route 122 from Washington Square to Rice Square
- ▶ Everett – Reconstruction of Ferry Street, South Ferry Street and a Portion of Elm Street
- ▶ Plymouth – Taylor Avenue bridge rehabilitation
- ▶ Holyoke/West Springfield – Rehabilitation of Riverdale Road
- ▶ Brockton – Corridor Improvements on Belmont Street
- ▶ Northampton – Reconstruction of Damon Road
- ▶ Williamstown – Reconstruction and Related Work on Water Street (Route 43)



	Funded Projects	\$192,321,126
	Recommended Projects	\$632,185,337

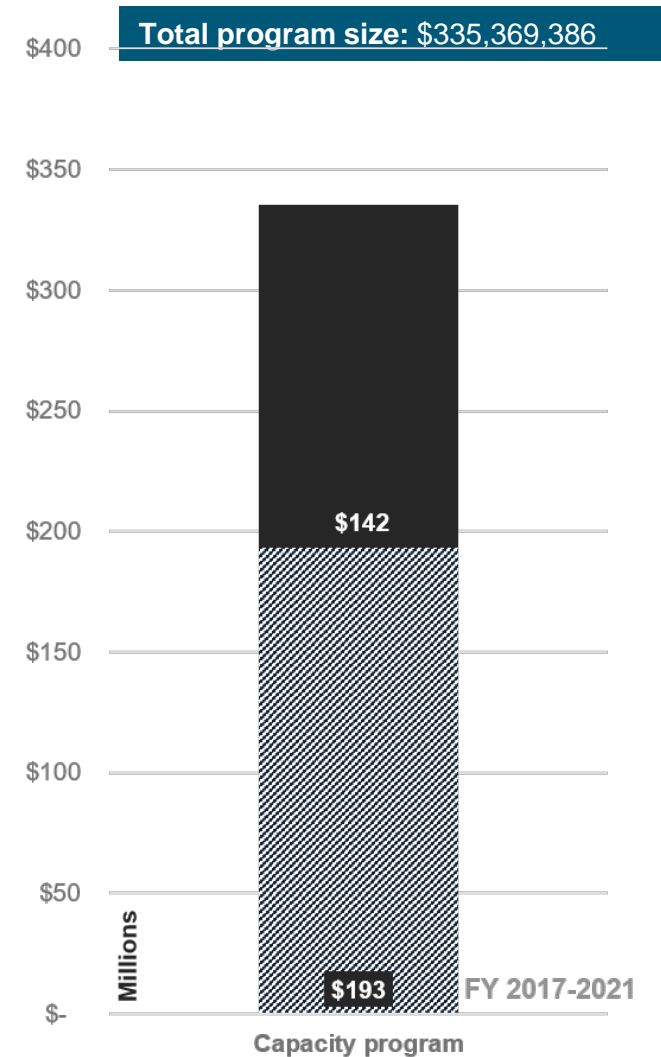
Source: DOT and MBTA internal estimates of available sources and applicable uses; Division initial estimates of program sizes

# 3 Highway / Capacity program




## Highlighted list of projects:

- ▶ Weymouth/Abington – Reconstruction and Widening of Route 18
- ▶ Bedford/Billerica – Reconstruction and Widening of Middlesex Turnpike
- ▶ Quincy – Construction of New Bridge from Burgin Parkway over MBTA
- ▶ Springfield – North End Pedestrian Underpass
- ▶ Dartmouth – Realignment of Tucker Road to Route 6 and Hathaway Road



Source: DOT and MBTA internal estimates of available sources and applicable uses; Division initial estimates of program sizes

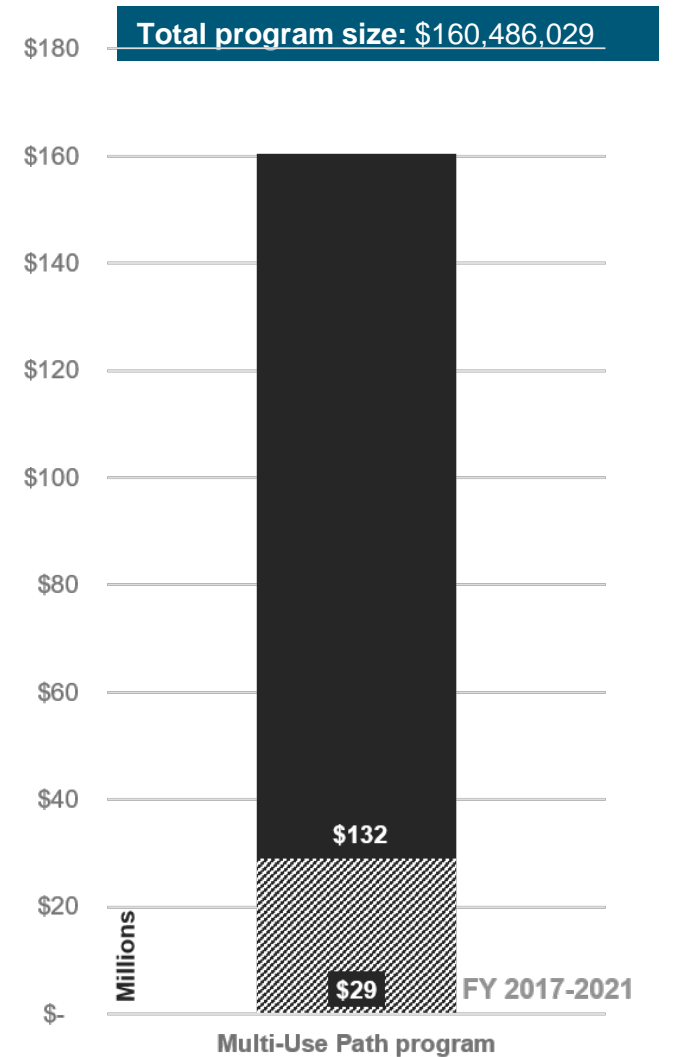
	<b>Funded Projects</b>	\$193,347,662
	<b>Recommended Projects</b>	\$142,021,724

# 3 Highway / Multi-use Path program



## Highlighted list of projects:

- ▶ Framingham/Natick – Cochituate Rail Trail Including Pedestrian Bridge Over Route 9
- ▶ Concord – Bruce Freeman Rail Trail – From Commonwealth Ave. to Powder Mill Road
- ▶ Westfield – Columbia Greenway Rail Trail From East Silver Street to Cowles Court includes 6 Bridges
- ▶ New Bedford – Clark's Cove Bike Path
- ▶ Norton/Mansfield – World War II Veterans Trail
- ▶ Lanesborough/Pittsfield – Ashuwillticook Rail Trail Extension to Crane Ave
- ▶ Boston - South Bay Harbor from Ruggles to Fort Point Channel



	Funded Projects	\$28,931,163
	Recommended Projects	\$131,554,867

Source: DOT and MBTA internal estimates of available sources and applicable uses; Division initial estimates of program sizes

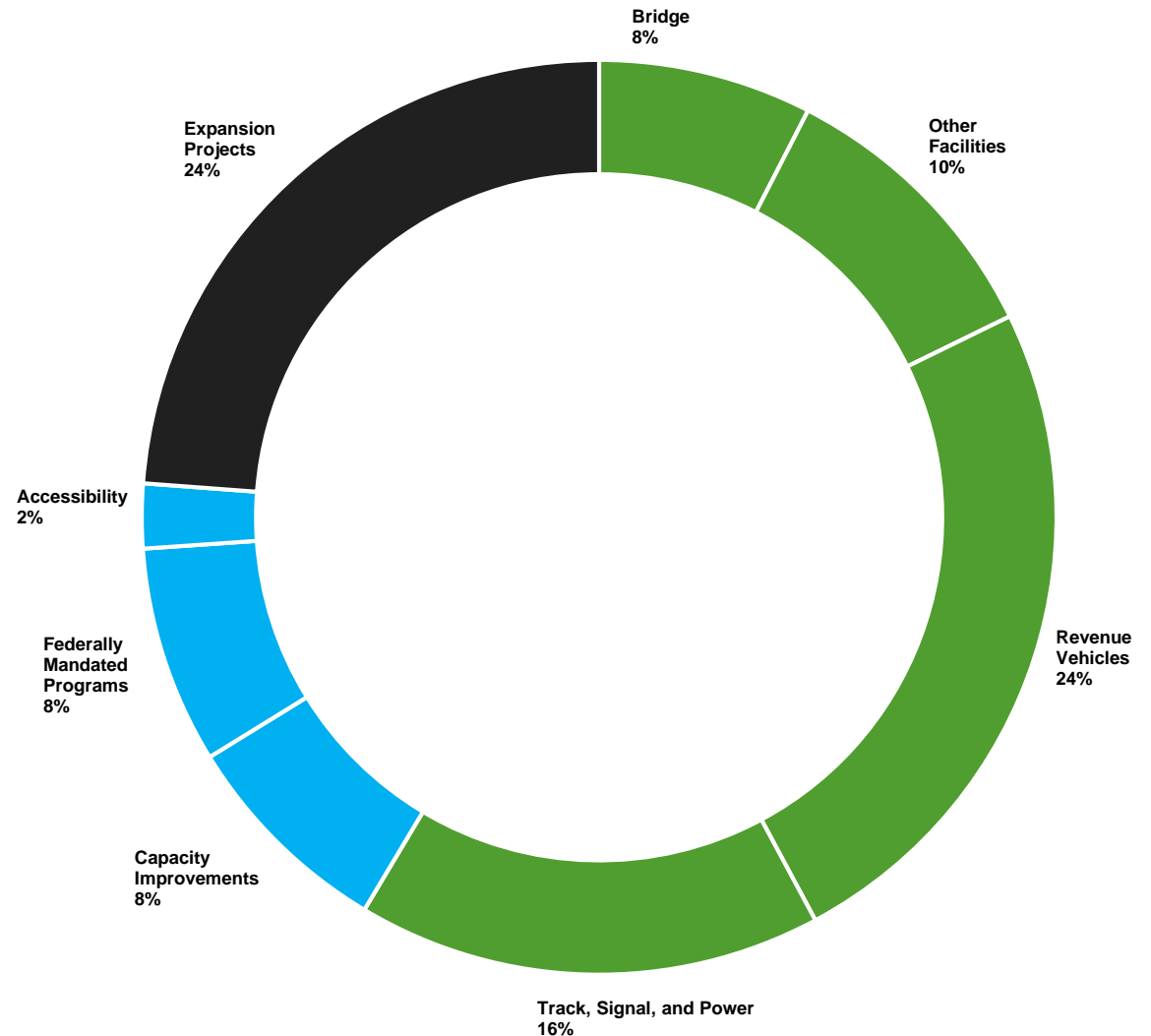


# MBTA programs overview

## Spending by priority and program

<b>1</b>	<b>Reliability</b> \$3.9 billion	<b>58%</b>
<b>2</b>	<b>Modernization</b> \$1.2 billion	<b>18%</b>
<b>3</b>	<b>Expansion</b> \$1.6 billion	<b>24%</b>

Program	Priority	Proportion of Spending
Bridge	1	8%
Other Facilities	1	10%
Revenue Vehicles	1	24%
Track, Signal, and Power	1	16%
Capacity Improvements	2	8%
Federally Mandated Programs	2	8%
Accessibility	2	2%
Expansion Projects	3	24%

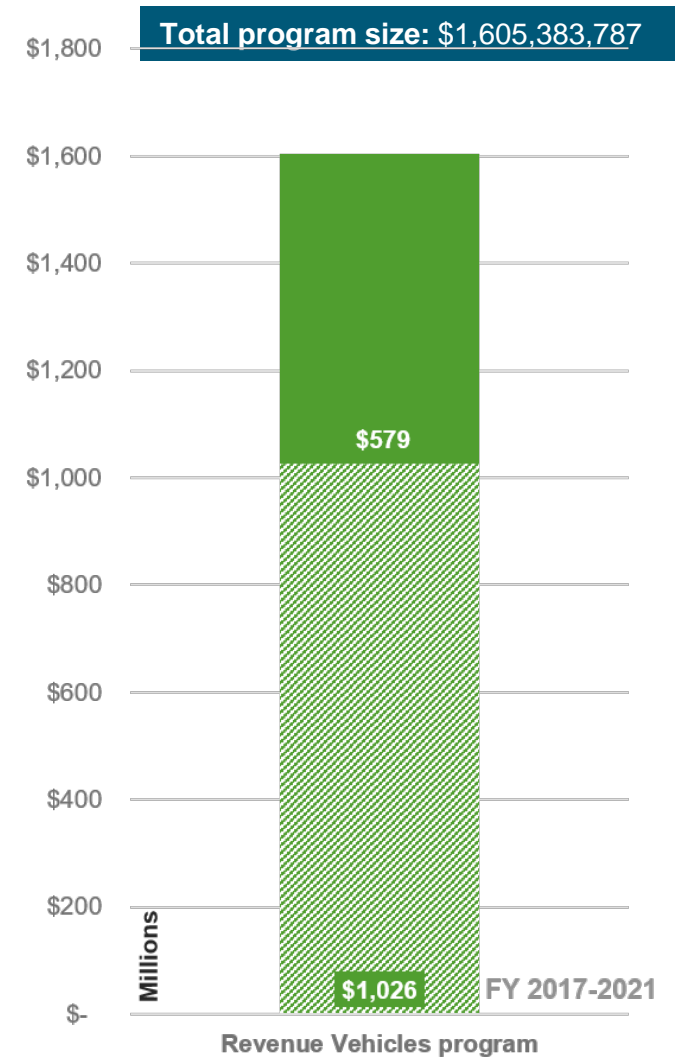


# 1 MBTA / Revenue Vehicles program



## Highlighted list of projects:

- ▶ Red Line #3 fleet mid-life overhaul
- ▶ Commuter Rail coach procurement
- ▶ Commuter Rail locomotive reliability
- ▶ Purchase of 60 forty (40) foot buses
- ▶ New Flyer bus overhaul
- ▶ Green Line #8 reliability program
- ▶ Design and reliability of PCC fleet
- ▶ Design of new Green Line Light Rail fleet
- ▶ Design of replacement DMA/Sliver Line fleet



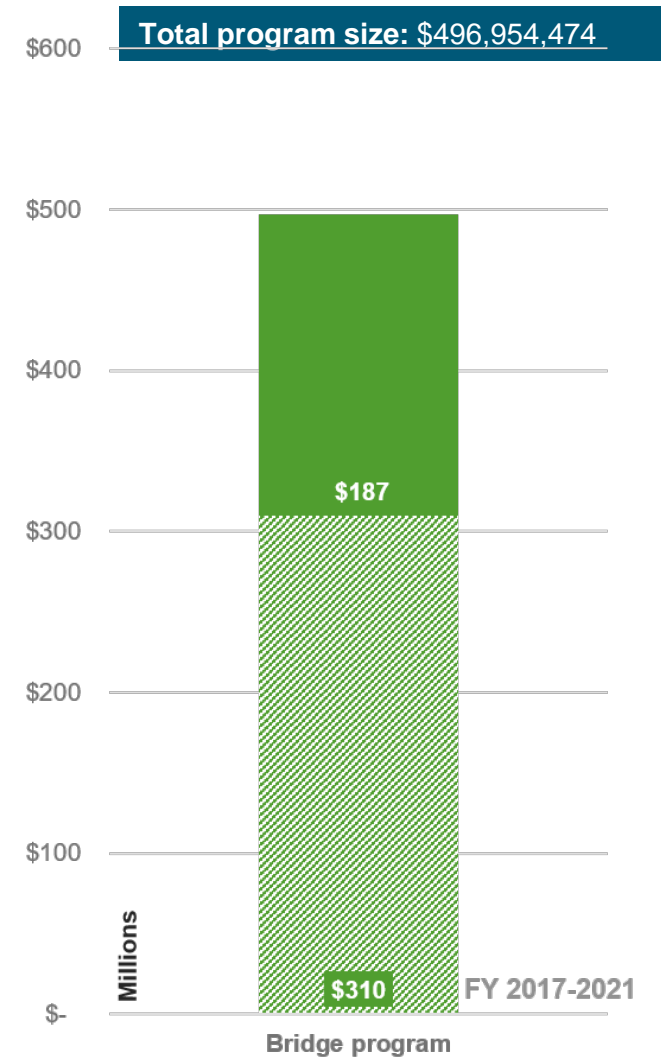
Source: DOT and MBTA internal estimates of available sources and applicable uses; Division initial estimates of program sizes

	<b>Funded Projects</b>	\$1,026,000,000
	<b>Recommended Projects</b>	\$579,000,000

# 1 MBTA / Bridge program

## Highlighted list of projects:

- ▶ Draw 1/Tower A at North Station
- ▶ East Street Bridge
- ▶ High Line Bridge
- ▶ Bacon Street Bridge
- ▶ Lynn Fells Parkway Bridge
- ▶ Commercial Street Bridge
- ▶ Emergency Bridge Repairs program
- ▶ Red Line Bridge Repairs
- ▶ Shawsheen River Bridge
- ▶ Neponset River Lower Mills Bridge



	<b>Funded Projects</b>	\$309,606,616
	<b>Recommended Projects</b>	\$187,347,858

Source: DOT and MBTA internal estimates of available sources and applicable uses; Division initial estimates of program sizes

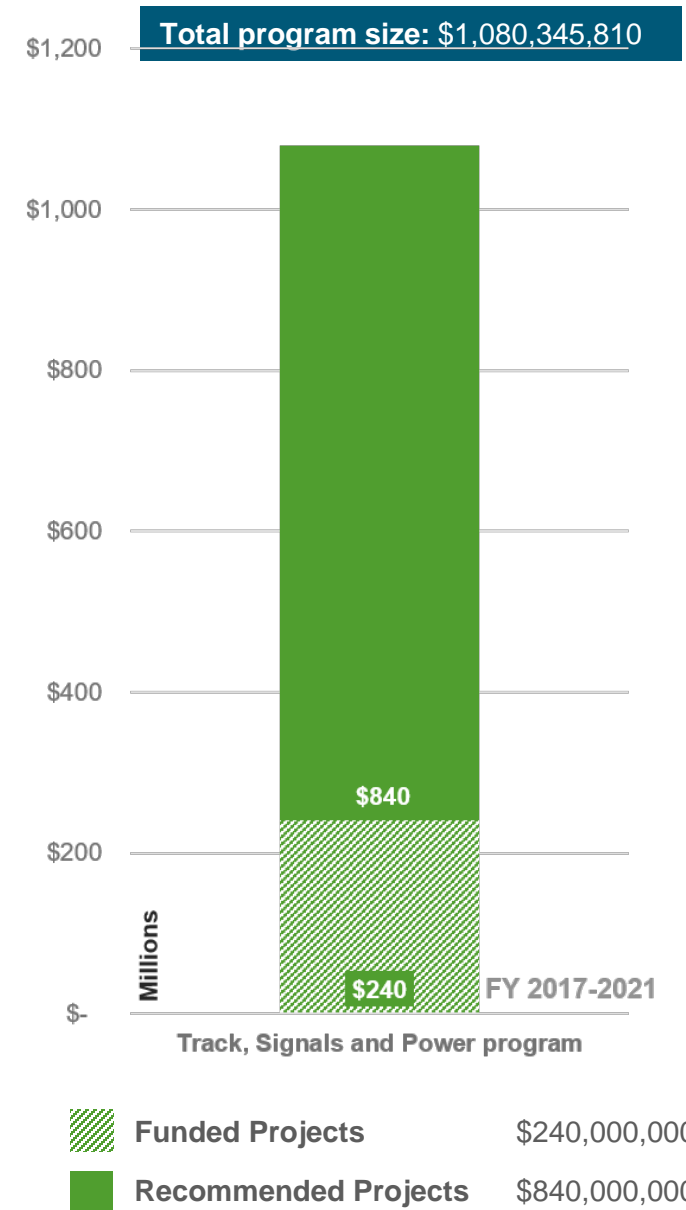
# 1 MBTA / Track, Signal and Power program



## Highlighted list of projects:

- ▶ Red, Orange and Green Line strategic plan for signal improvements
- ▶ Commuter Rail track and signal improvements
- ▶ Red and Orange Line track reliability

*Red, Orange, Green and Commuter Rail signal improvements are recommended for Pay-Go funding.*

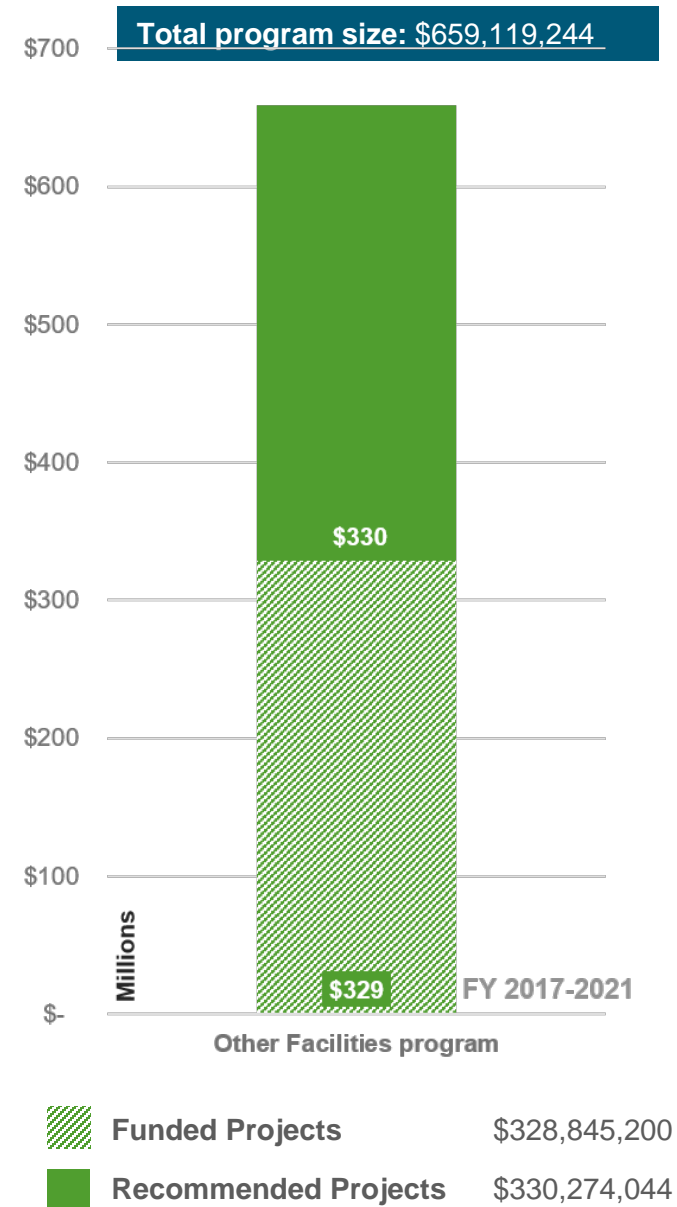


Source: DOT and MBTA internal estimates of available sources and applicable uses; Division initial estimates of program sizes

# 1 MBTA / Other Facilities program

## Highlighted list of projects:

- ▶ System wide radio network upgrades
- ▶ Wollaston Station improvements
- ▶ South Shore garages improvements
- ▶ Winchester Station improvements
- ▶ Hynes Station
- ▶ Hingham Ferry dock repairs
- ▶ 45 High Street fire protection project



Source: DOT and MBTA internal estimates of available sources and applicable uses; Division initial estimates of program sizes

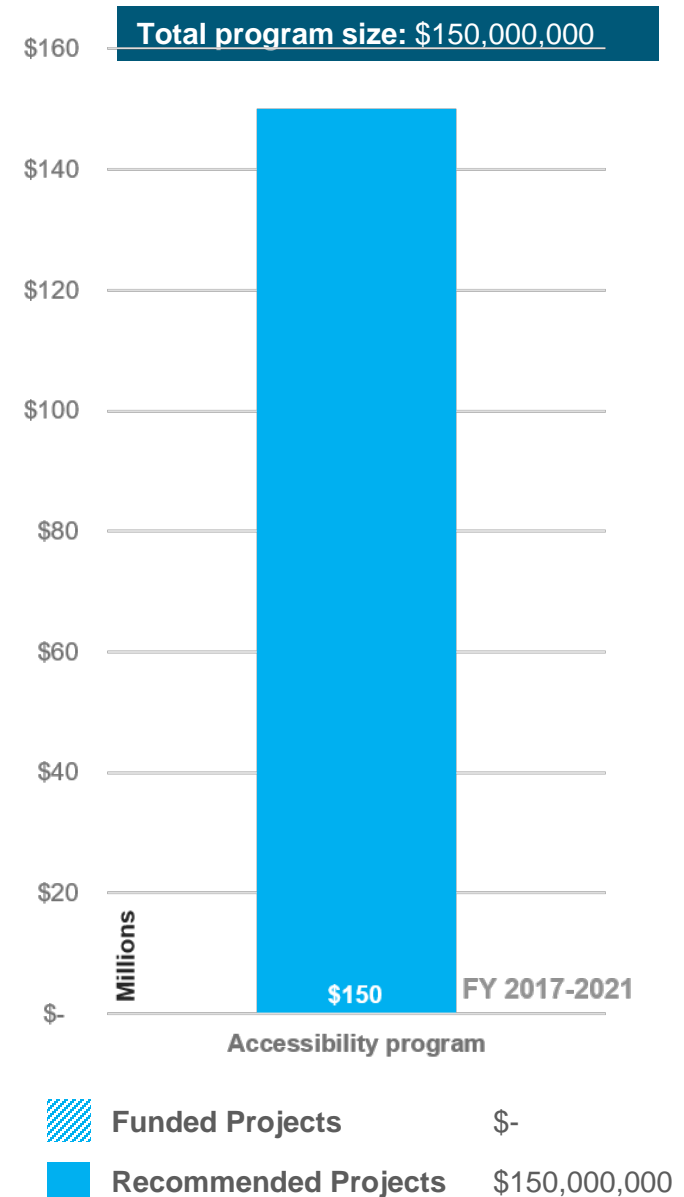
## 2 MBTA / Accessibility program



### Highlighted list of projects:

- ▶ Green Line street level / path of travel program
- ▶ Ruggles Station phase II
- ▶ Oak Grove elevators and path of travel
- ▶ Study of remaining inaccessible stations
- ▶ Comm Ave access Improvements
- ▶ Elevator accessibility improvements
- ▶ Symphony Station comprehensive design
- ▶ Downtown Crossing comprehensive design
- ▶ Mansfield accessibility improvements
- ▶ Auburndale Station improvements
- ▶ Bus route accessibility improvements
- ▶ Forest Hills accessibility improvements
- ▶ Natick Center comprehensive design
- ▶ South Attleboro comprehensive design

*Wollaston Station improvements are included within the Facilities program*



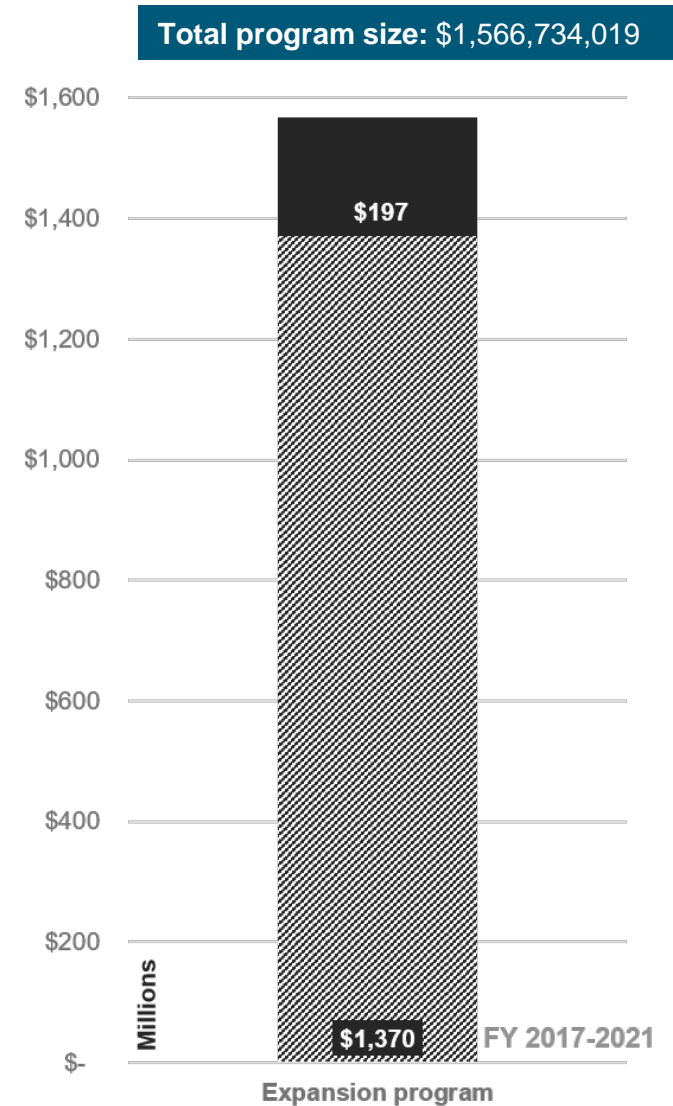
Source: DOT and MBTA internal estimates of available sources and applicable uses; Division initial estimates of program sizes

# 3 MBTA / Expansion program



## Highlighted list of projects:

- ▶ Green Line Extension
- ▶ South Coast Rail design and permitting
- ▶ Fairmount Corridor stations
- ▶ Chelsea Silver Line Gateway
- ▶ Knowledge Corridor



Source: DOT and MBTA internal estimates of available sources and applicable uses; Division initial estimates of program sizes

	<b>Funded Projects</b>	<b>\$1,369,834,019</b>
	<b>Recommended Projects</b>	<b>\$196,900,000</b>

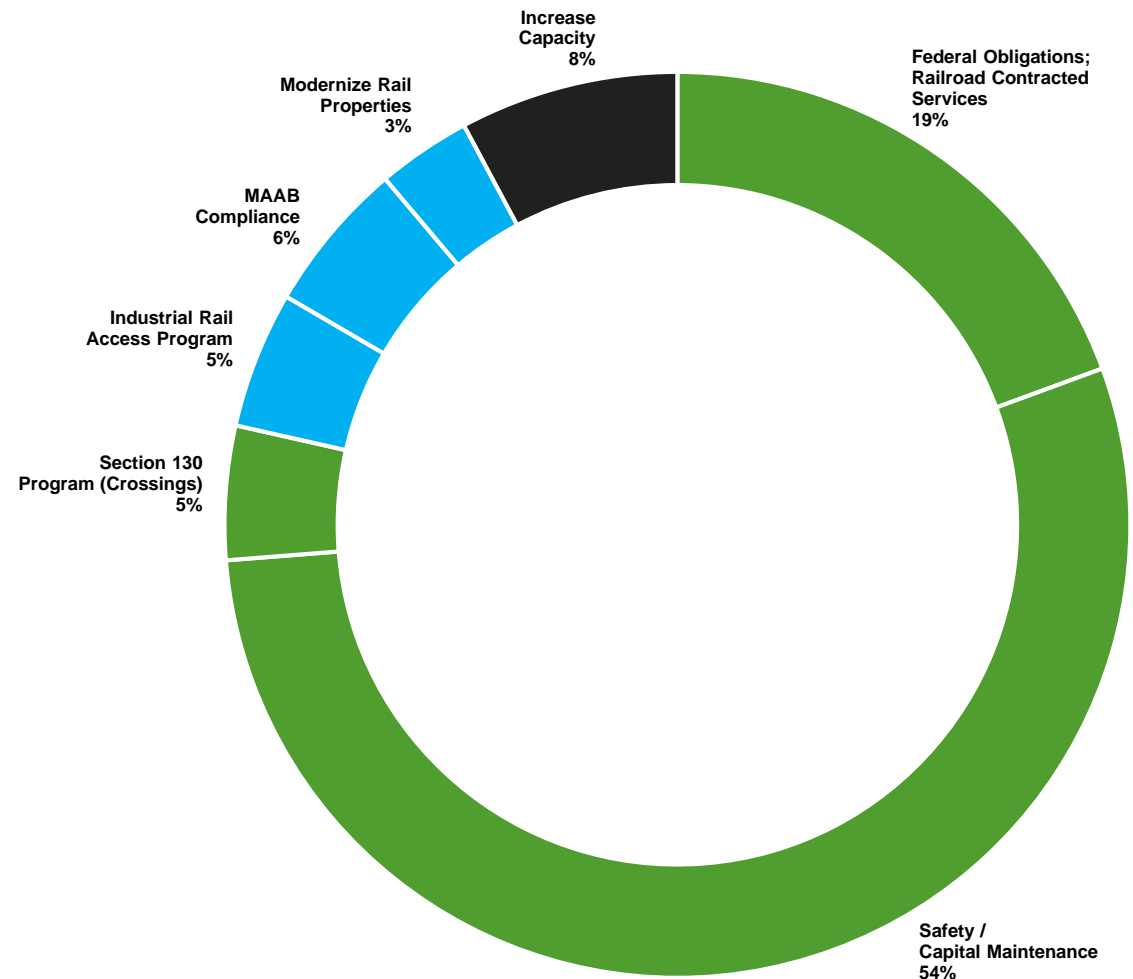


# Rail programs overview

## Spending by priority and program

<b>1</b>	<b>Reliability</b> \$241 million	<b>79%</b>
<b>2</b>	<b>Modernization</b> \$42 million	<b>13%</b>
<b>3</b>	<b>Expansion</b> \$24 million	<b>8%</b>

Program	Priority	Proportion of Spending
Federal Obligations; Railroad Contracted Services	1	19%
Safety / Capital Maintenance	1	54%
Section 130 Program (Crossings)	1	5%
Industrial Rail Access Program	2	5%
MAAB Compliance	2	5%
Modernize Rail Properties	2	3%
Increase Capacity	3	8%

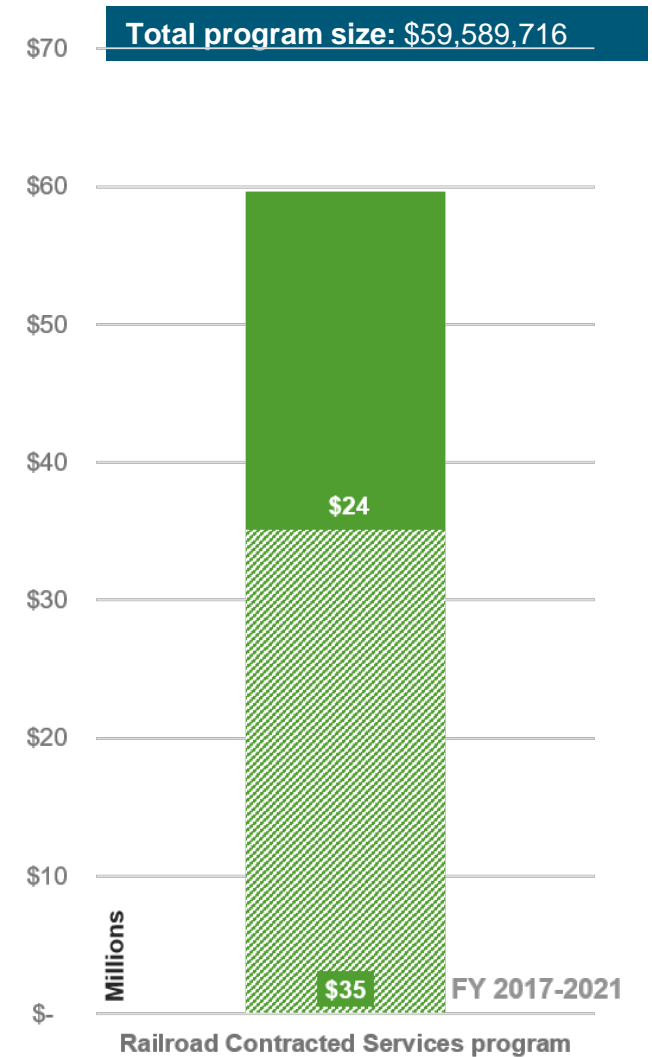


# 1 Rail / Railroad Contracted Services program



## Highlighted list of projects:

- ▶ PRIIA 209
- ▶ Conn River/Knowledge Corridor
- ▶ Framingham Secondary
- ▶ Middleboro Secondary

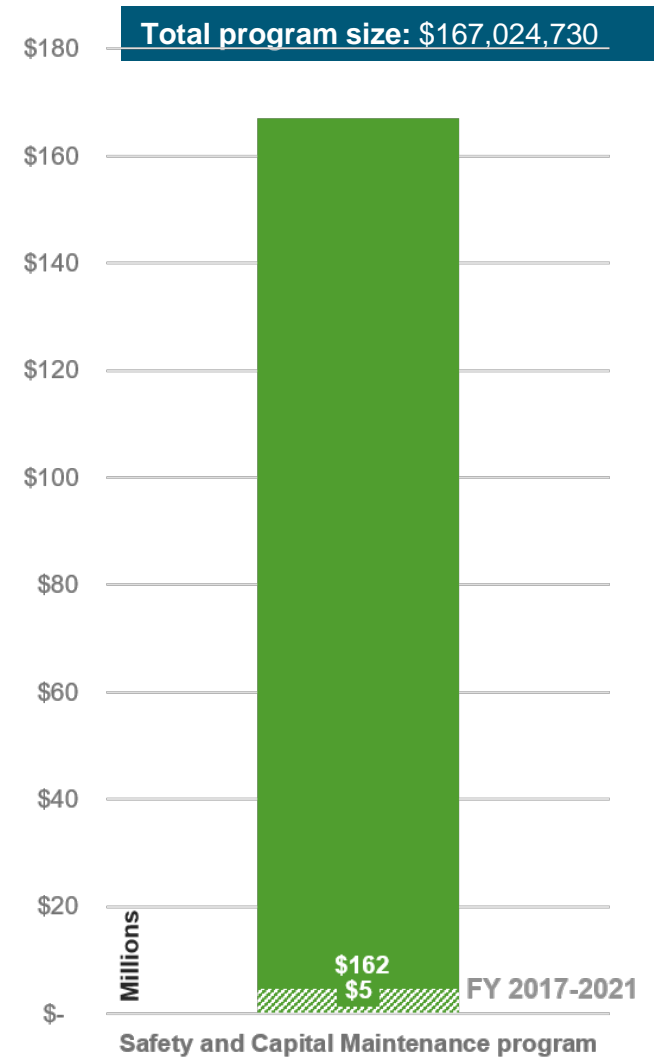


	Funded Projects	\$35,122,140
	Recommended Projects	\$24,467,576

Source: DOT and MBTA internal estimates of available sources and applicable uses; Division initial estimates of program sizes

## Highlighted list of projects:

- ▶ Track and ROW including ties, ballast, rail, and station repairs on MassDOT owned lines
- ▶ Bridges, culverts and other structures on MassDOT owned lines
- ▶ Signals, interlockings, yard tracks and other repairs/Improvements to MassDOT owned lines



	Funded Projects	\$4,596,080
	Recommended Projects	\$162,428,650

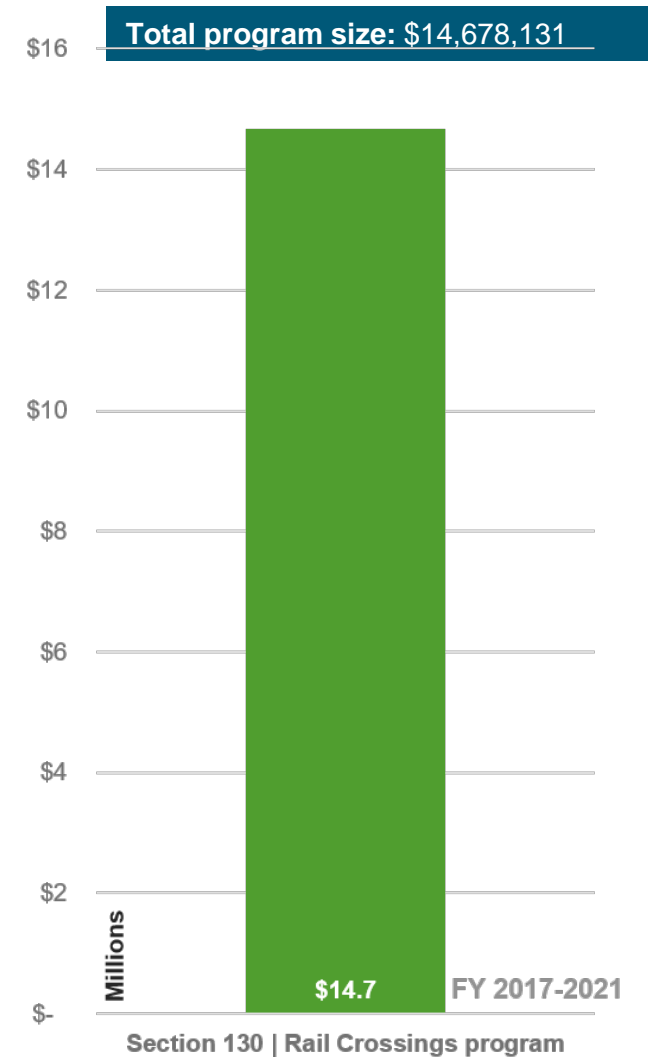
Source: DOT and MBTA internal estimates of available sources and applicable uses; Division initial estimates of program sizes

# 1 Rail / Section 130 | Rail Crossings program



## Highlighted list of projects:

- Projects selected per federal regulations



Source: DOT and MBTA internal estimates of available sources and applicable uses; Division initial estimates of program sizes

	Funded Projects	\$ -
	Recommended Projects	\$14,678,131

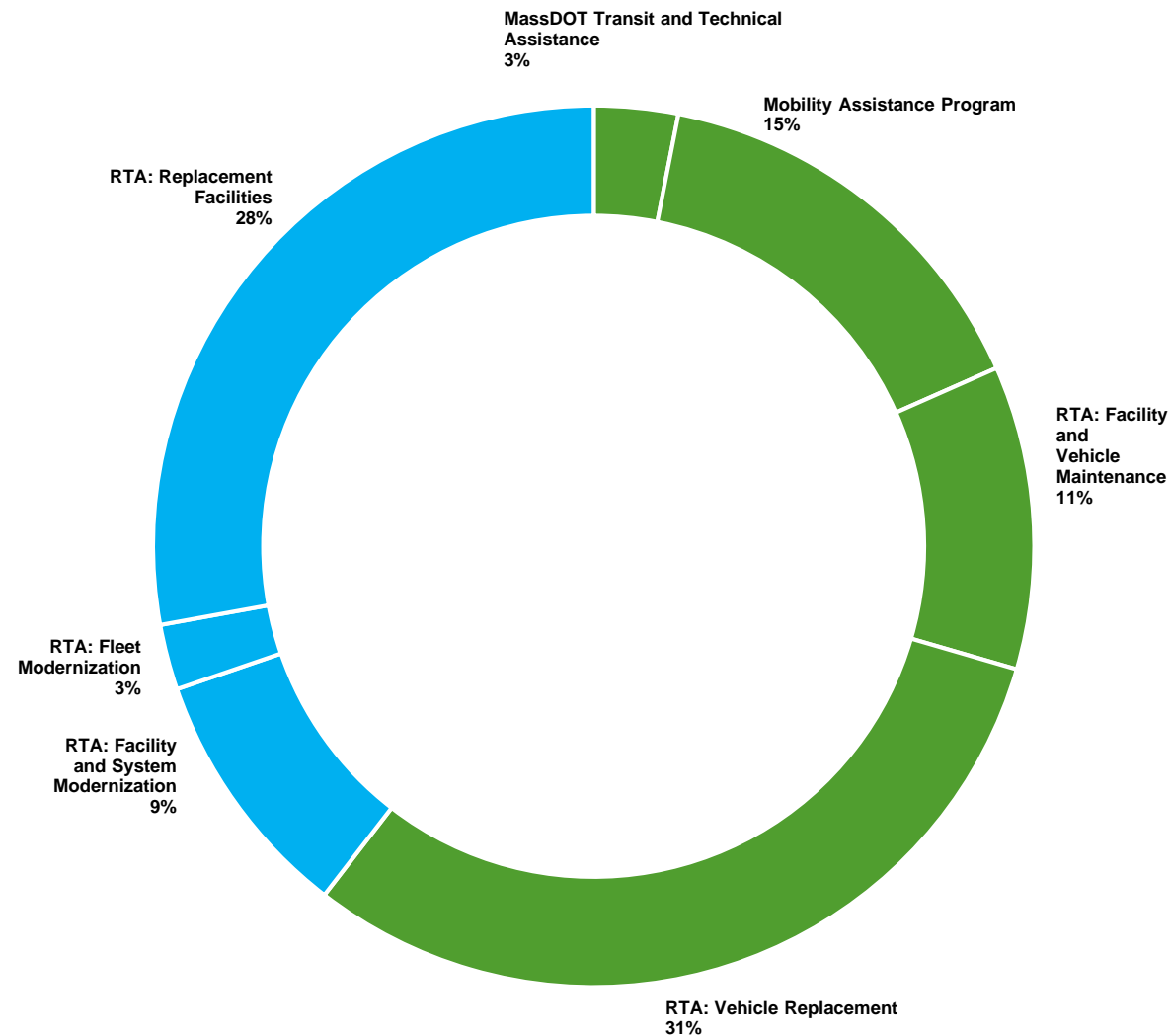
# RTA Transit programs overview

## Spending by priority and program

**1** Reliability **60%**  
\$228 million

**2** Modernization **40%**  
\$149 million

Program	Priority	Proportion of Spending
MassDOT Transit and Technical Assistance	1	3%
Mobility Assistance Program	1	15%
RTA: Facility and Vehicle Maintenance	1	11%
RTA: Vehicle Replacement	1	31%
RTA: Facility and System Modernization	2	9%
RTA: Fleet Modernization	2	2%
RTA: Replacement Facilities	2	28%

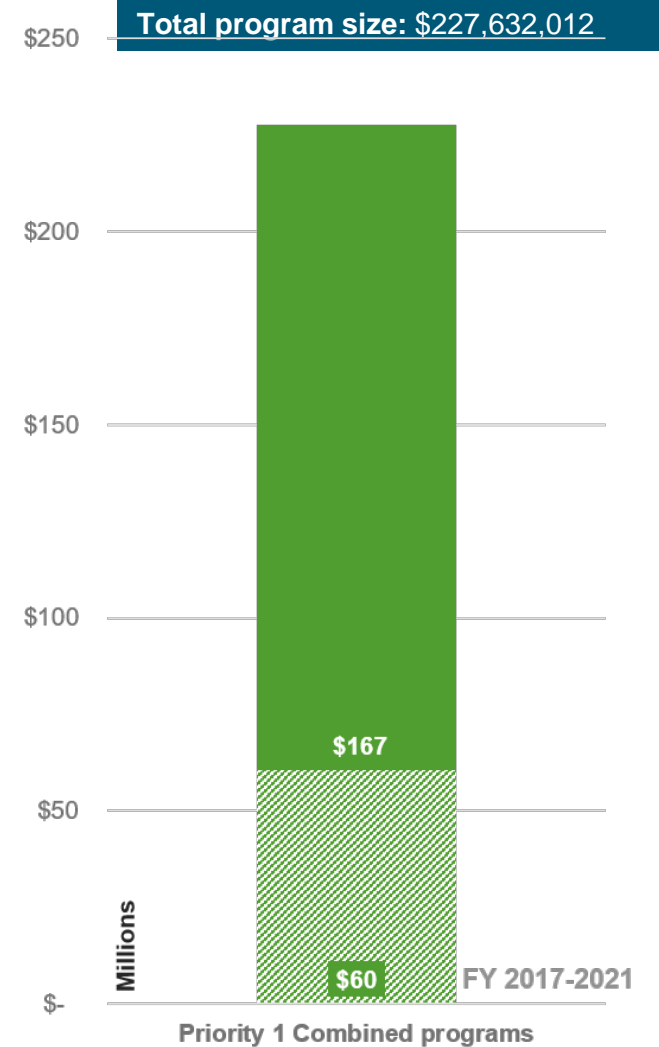


# 1 RTA Transit / Priority 1 combined programs



## Highlighted list of projects:

- ▶ Mobility Assistance Program – Purchase 125 vehicles per year for RTA/Municipality/For-Profit Organizations
- ▶ RTA Maintenance, Administration and Operations Facility Improvements
  - ▶ Northampton Maintenance Facility
  - ▶ FRTA Maintenance Facility
  - ▶ Gallagher Garage Facility
  - ▶ Metrowest Transit Facility
- ▶ RTA Vehicle Overhauls
- ▶ Acquire and Replacement of RTA Rolling Stock
  - ▶ Articulated Buses
  - ▶ Hybrid 35-40FT Buses
  - ▶ 18 passenger Mini-Buses
  - ▶ Trolley Buses
  - ▶ 10-14 Passenger Vans
  - ▶ Support and Supervisory Vehicles



	<b>Funded Projects</b>	<b>\$60,452,771</b>
	<b>Recommended Projects</b>	<b>\$167,179,241</b>

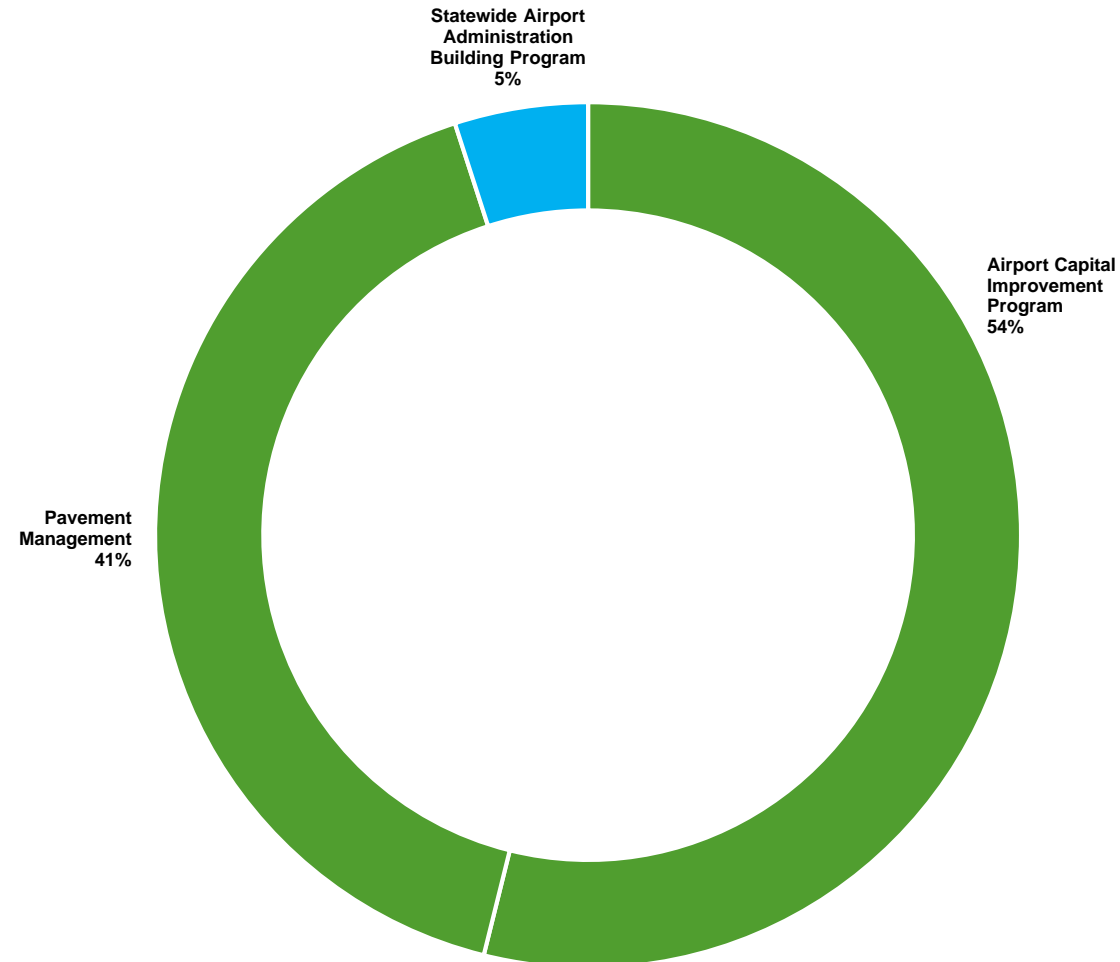
Source: DOT and MBTA internal estimates of available sources and applicable uses; Division initial estimates of program sizes

# Aeronautics programs overview

## Spending by priority and program

<b>1</b>	<b>Reliability</b> \$264 million	<b>95%</b>
<b>2</b>	<b>Modernization</b> \$14 million	<b>5%</b>

Program	Priority	Proportion of Spending
Airport Capital Improvement Program	1	41%
Pavement Management	1	54%
Statewide Airport Administration Building Program	2	5%



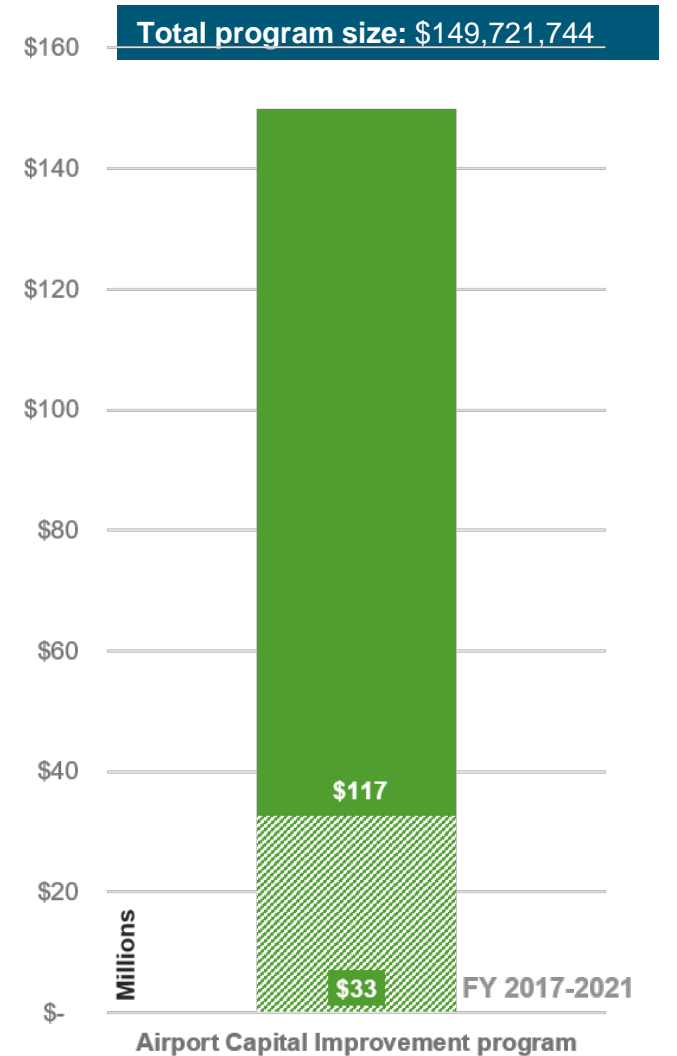



# 1 Aeronautics / Airport Capital Improvement program



## Highlighted list of projects:

- ▶ FAA AIP & ASMP Projects– Southbridge Apron
- ▶ Security Cameras-New Bedford, Hyannis, Nantucket
- ▶ Pavement Management System Update
- ▶ Fencing and Gates-Orange, Pittsfield
- ▶ Vegetation Management-Stow, Taunton, Lawrence
- ▶ Crack Sealing-Pittsfield, New Bedford, Chatham
- ▶ Pavement Markings-Beverly, Fitchburg, Westfield
- ▶ NAVAID Maintenance-Plymouth, Southbridge, Stow



	Funded Projects	\$32,752,283
	Recommended Projects	\$117,019,461

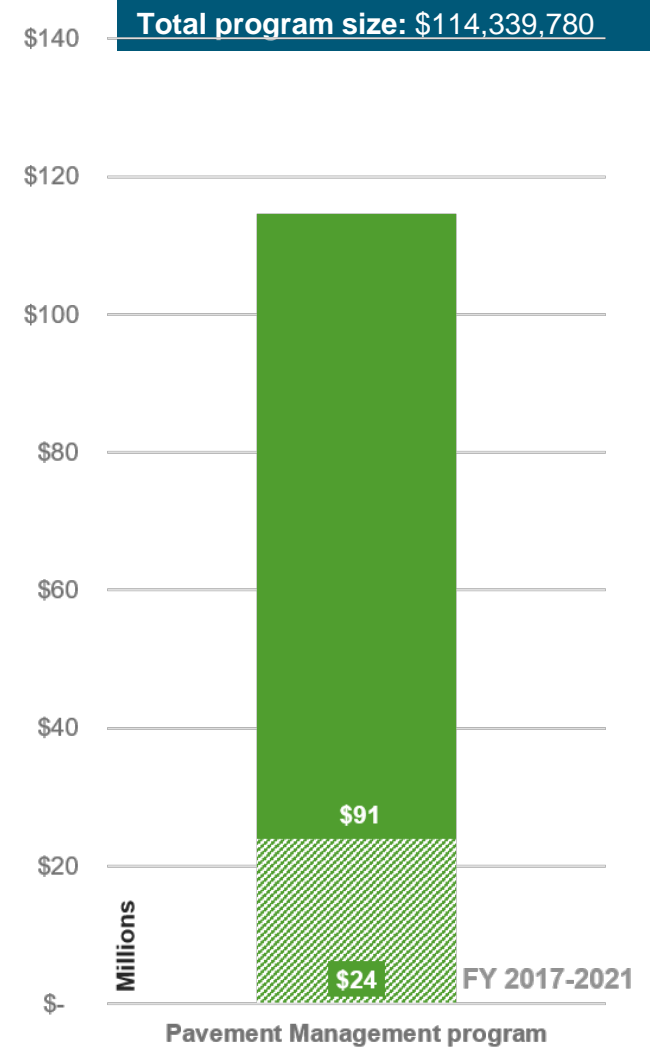
Source: DOT and MBTA internal estimates of available sources and applicable uses; Division initial estimates of program sizes

# 1 Aeronautics / Pavement Management program





## Highlighted list of projects:

- ▶ Hyannis Barnstable Runway
- ▶ Chatham Parallel Taxiway
- ▶ Nantucket Taxiway E Rehab, Relocate Taxiway D
- ▶ Orange Runway Reconstruct
- ▶ Pittsfield Taxiway A Realign & Reconstruct
- ▶ New Bedford Taxiway B North Relocation
- ▶ Plymouth Runway Reconstruct
- ▶ Beverly Runway
- ▶ Martha's Vineyard Apron Design



Source: DOT and MBTA internal estimates of available sources and applicable uses; Division initial estimates of program sizes

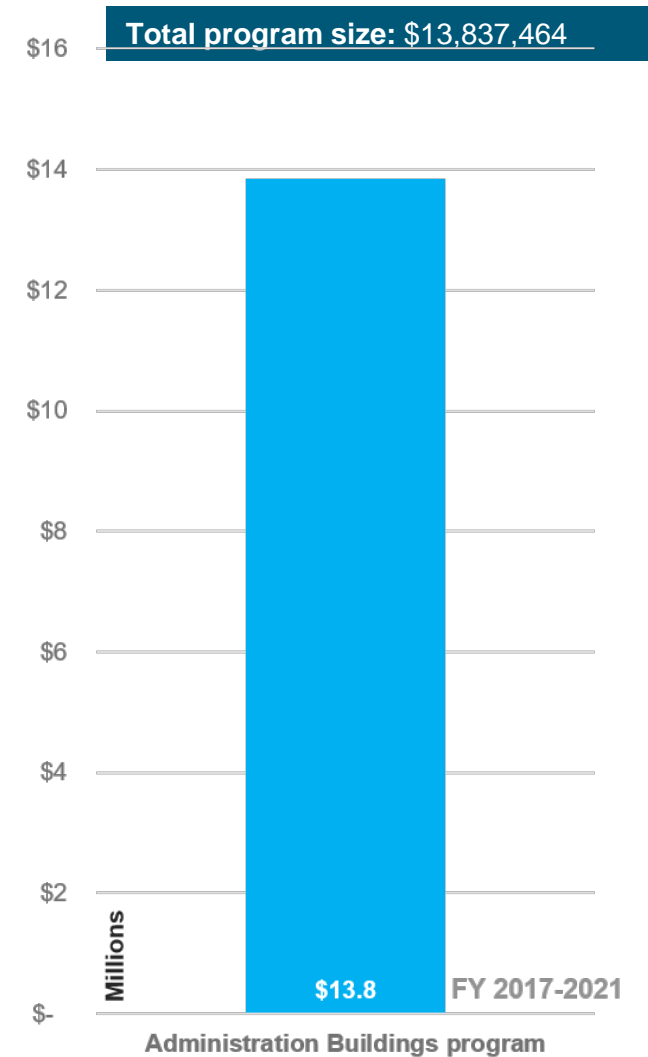
	<b>Funded Projects</b>	\$23,957,000
	<b>Recommended Projects</b>	\$90,639,030


## 2 Aeronautics / Administration Buildings program



### Highlighted list of projects:

- ▶ Taunton
- ▶ Plymouth
- ▶ Harriman & West (North Adams)



	Funded Projects	\$ -
	Recommended Projects	\$13,837,464

Source: DOT and MBTA internal estimates of available sources and applicable uses; Division initial estimates of program sizes

# RMV programs overview

## Spending by priority and program

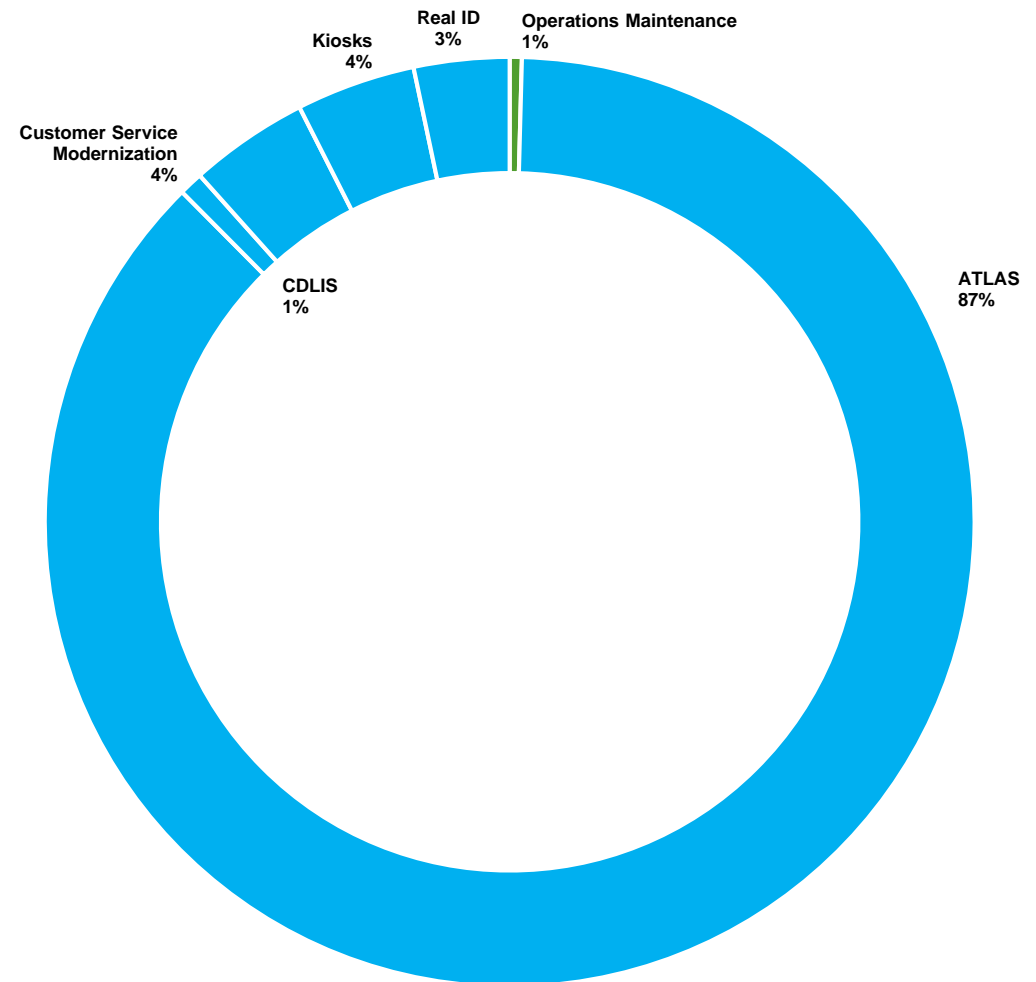
**1**

**Reliability**  
**\$506,455**      **1%**

**2**

**Modernization**  
**\$120 million**      **99%**

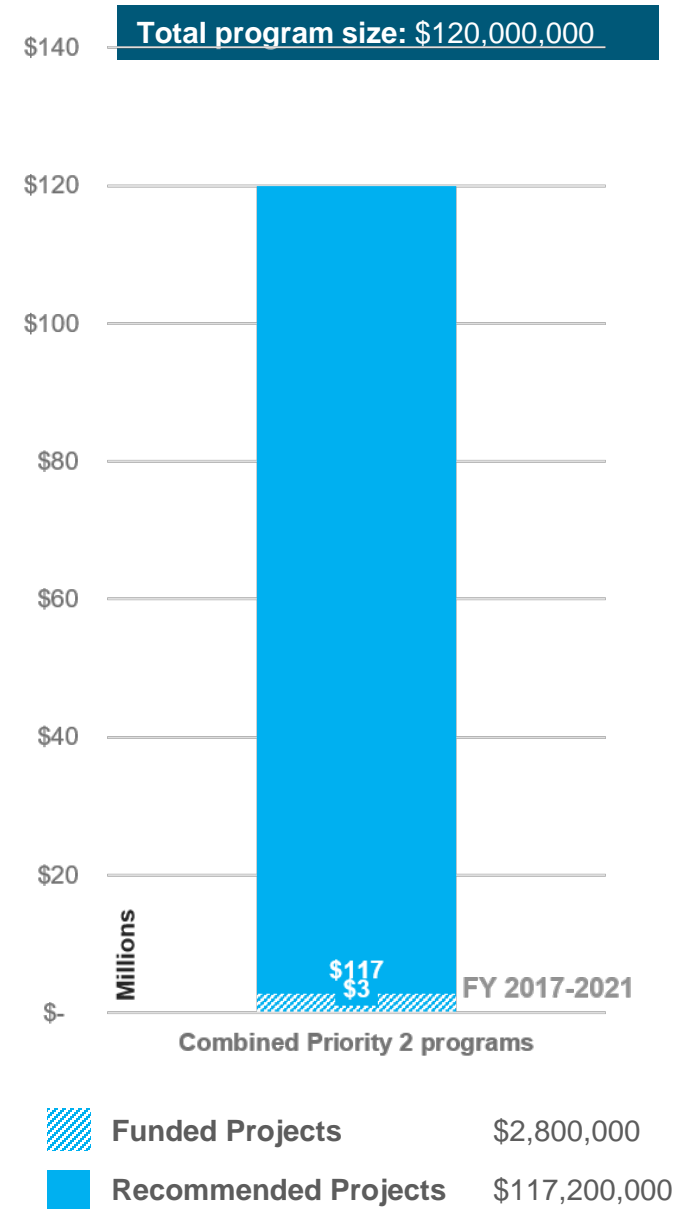
Program	Priority	Proportion of Spending
Operations Maintenance	1	1%
ATLAS	2	87%
CDLIS	2	1%
Customer Service Modernization	2	4%
Kiosks	2	4%
Real ID	2	3%



## 2 RMV / Combined programs

### Highlighted list of projects:

- ▶ ALARS/ATLAS Project – Replacement of Core License, Registration and Revenue Collection System
- ▶ Various Customer Service Branch Modifications to implement new service delivery model
- ▶ New RMV Self-Service Kiosks
- ▶ Real ID, a federally mandated program to upgrade the driver license credential
- ▶ Update the Commercial Drivers License Information System



Source: DOT and MBTA internal estimates of available sources and applicable uses; Division initial estimates of program sizes

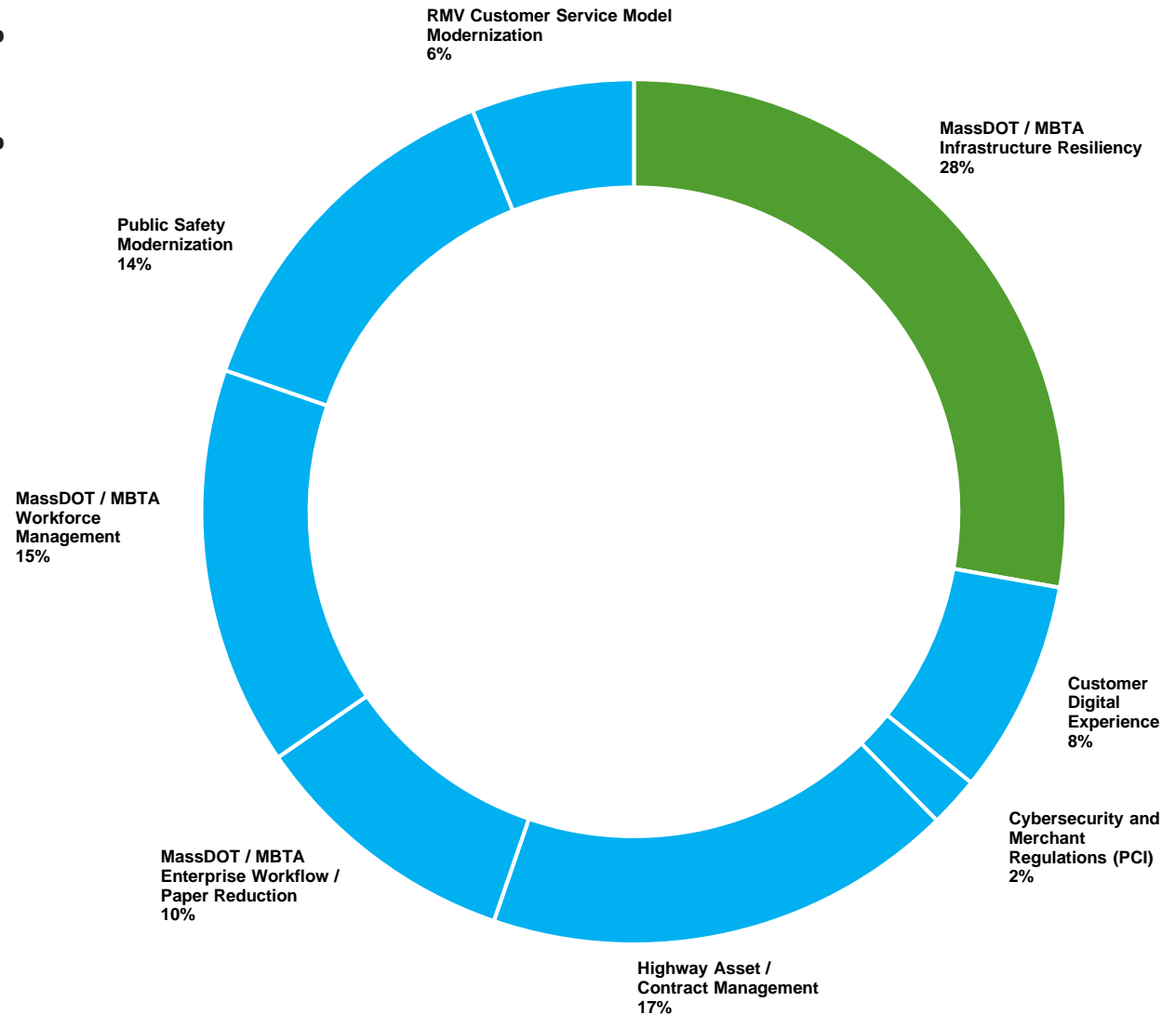
# IT programs overview

## Spending by priority and program

**1 Reliability 28%**  
**\$19.2 million**

**2 Modernization 72%**  
**\$49.9 million**

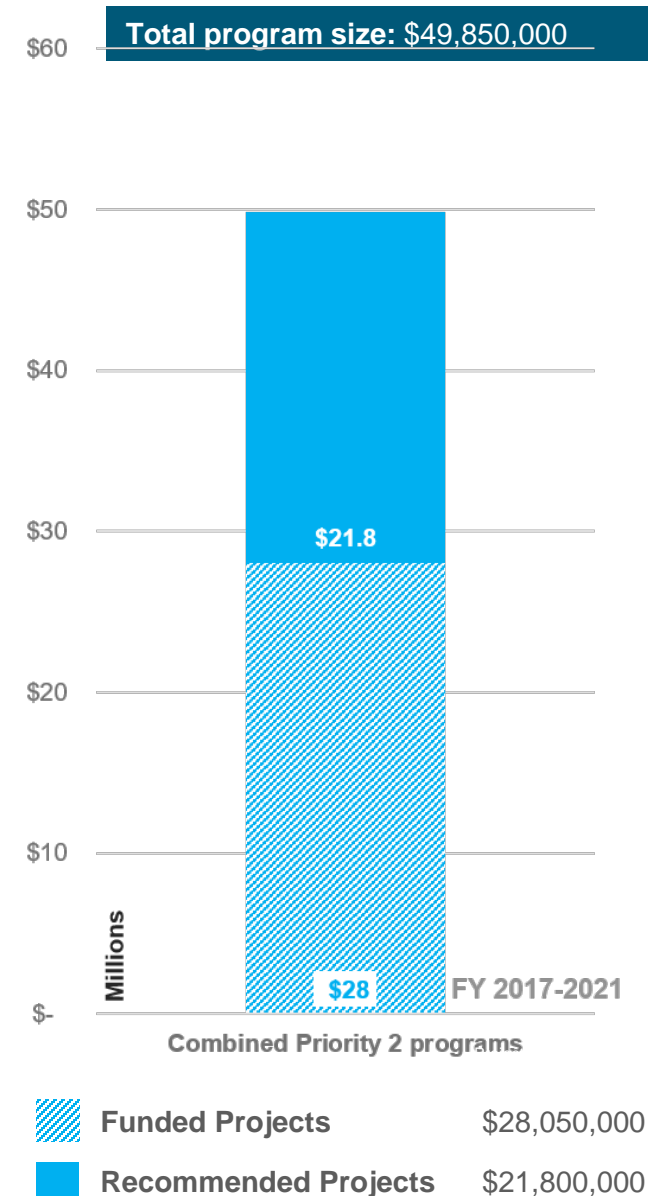
Program	Priority	Proportion of Spending
MassDOT/MBTA Infrastructure Resiliency	1	28%
Customer Digital Experience	2	8%
Cybersecurity & Merchant Regulations (PCI)	2	2%
Highway Asset/Contract Management	2	17%
MassDOT MBTA Enterprise Workflow/ Paper Reduction	2	10%
MassDOT/MBTA Workforce Management	2	15%
Public Safety Modernization	2	14%
RMV Customer Service Model Modernization	2	6%



## 2 IT / Combined programs

### Highlighted list of projects:

- ▶ Customer Digital Experience
  - ▶ MBTA Website Redesign
  - ▶ MBTA 360 Dashboard Data Warehouse
  - ▶ New Aeronautics Security Identification System
- ▶ Highway Asset / Contract Management
  - ▶ Transportation Asset Management Application Rationalization
  - ▶ Document Management and Workflow Solutions
  - ▶ Transportation Asset Management Working Group Initiatives
- ▶ MassDOT / MBTA Workforce Management
  - ▶ MBTA Workforce HR System
  - ▶ HR Time & Attendance Modernization
- ▶ Public Safety Modernization
  - ▶ Backup Highway Operations Center
  - ▶ State Highway Permits System
  - ▶ Integrated Traffic Management System Services
  - ▶ Occupational Health & Safety Management System Upgrades
- ▶ RMV Customer Service Model Modernization
  - ▶ Customer Queuing System
  - ▶ RMV Driver Licensing Program
  - ▶ Crash information replacement system/upgrade
- ▶ Cybersecurity and Merchant Regulations (PCI)



Source: DOT and MBTA internal estimates of available sources and applicable uses; Division initial estimates of program sizes



# Planning



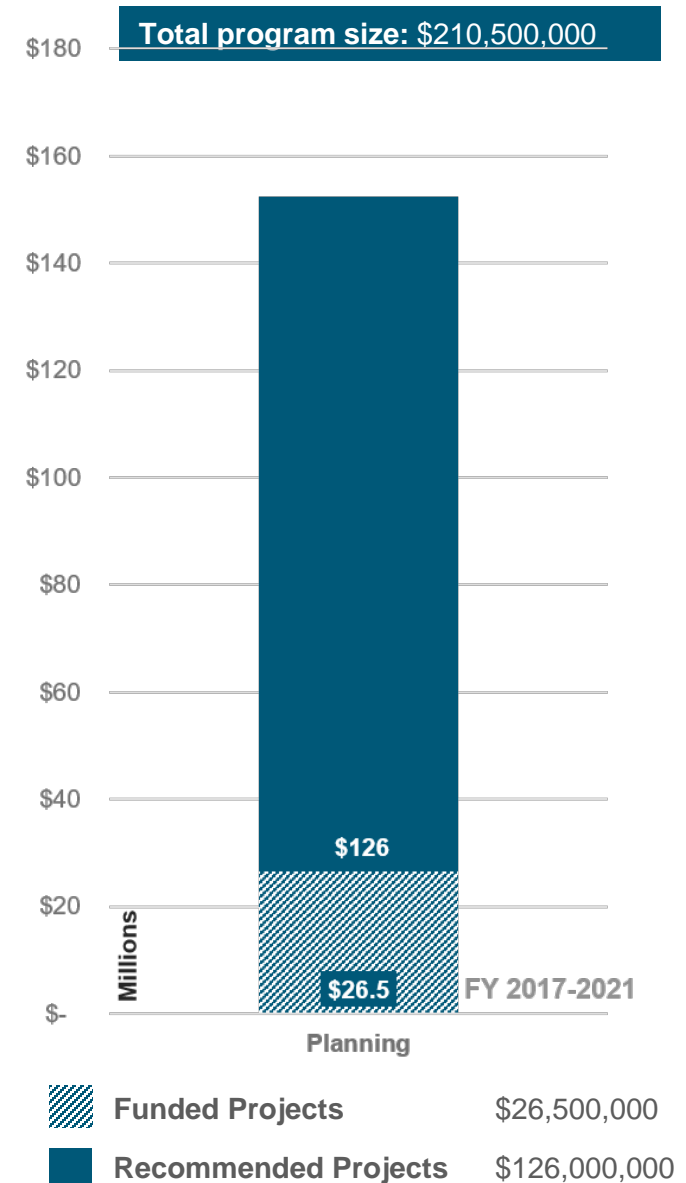
Statewide / Modal plans	Planning Activities	Actual Spending	SFY 2017 Spending
	Focus40 / MBTA long-range capital plan	\$997,000	\$550,000
	Pedestrian plan	\$300,000	\$225,000
	Bicycle plan	\$300,000	\$300,000
	Freight plan	\$250,000	\$225,000
	Rail plan	\$250,000	\$225,000
	Climate Adaptation Vulnerability Assessment	\$349,000	\$235,000
	FHWA Energy Emissions and Policy Analysis Tool	\$370,000	\$370,000
	<b>Total</b>	<b>\$2,816,000</b>	<b>\$2,030,000</b>

Location specific plans	Planning Activities	Actual Spending	SFY 2017 Spending
	Kendall Square Transportation Task Force (Cambridge)	\$250,000	\$60,000
	Everett transportation study	\$250,000	\$25,000
	Cape Cod Canal transportation study	\$250,000	\$25,000
	I-91 Viaduct study (Springfield)	\$710,000	\$200,000
	Arsenal Street study (Watertown)	\$408,000	\$185,000
	Route 107 transportation study (Lynn/Salem)	\$335,000	\$35,000
	Lower Mystic Regional Working Group (Boston/Everett/Somerville)	\$805,000	\$575,000
	North/South Rail Link (Boston)	\$2,000,000	\$2,000,000
	South Station Expansion (Boston)	\$43,000,000	\$11,000,000
	Green Line Extension, Phase 2 (Medford/Somerville)	\$250,000	\$250,000
	<b>Total</b>	<b>\$49,103,000</b>	<b>\$14,830,000</b>

Other planning activities	Planning Activities	Actual Spending	SFY 2017 Spending
	Metropolitan Planning Organization planning funds	\$-	\$11,507,000
	Planning support by Office of Transportation Planning)	\$-	\$7,379,000
	Planning support by Highway Division	\$-	\$6,797,000
	Research activities	\$-	\$4,420,000
	<b>Total</b>	<b>\$-</b>	<b>\$30,103,000</b>



Source: DOT and MBTA internal estimates of available sources and applicable uses; Division initial estimates of program sizes

### CIP recommended investments

All projects included in this CIP came out of the Project Universe. The Project Universe is a new file that attempts to capture all projects that have been proposed for consideration by MassDOT. This includes projects in all recent bond bills, from local and state planning studies known to MassDOT, from regional planning organizations, public feedback at Capital Conversations, and other sources. For the first time, MassDOT has put all of these projects into one place on the MassDOT website, with information about their status, location, and project type.

Please note that some “Recommended for the CIP” projects only refer to funding for design.

**74**    **Aeronautics**

**82**    **Highway**

**160**   **IT**

**162**   **MBTA**

**175**   **Rail**

**183**   **RMV**

**185**   **Transit**

Project Name	Priority	Location	ID	Total Cost	Prior years	SFY 2017	SFY 2018-2021
Acquire Land for Runway 10 RPZ Phase II	1: Reliability	Norwood	185	\$2,310,000	\$-	\$-	\$2,310,000
Acquire Land for Runway 10 Runway Protection Zone (RPZ)	1: Reliability	Norwood	165	\$2,100,000	\$-	\$-	\$2,100,000
Aeronautical Study	1: Reliability	Orange	107	\$230,000	\$-	\$-	\$230,000
Aircraft Parking Apron Reconstruction	1: Reliability	Pittsfield	108	\$1,500,000	\$-	\$-	\$1,500,000
Airfield Markings/Painting Program	1: Reliability	Statewide	30	\$2,400,000	\$800,000	\$-	\$1,600,000
Airport Layout Plan	1: Reliability	Westfield	77	\$100,000	\$-	\$-	\$100,000
Airport Master Plan Update	1: Reliability	Fitchburg	219	\$350,000	\$-	\$-	\$350,000
Airport Master Plan Update	1: Reliability	Lawrence	161	\$275,000	\$-	\$-	\$275,000
Airport Master Plan Update	1: Reliability	Montague	222	\$333,334	\$-	\$-	\$333,334
Airport Master Plan Update	1: Reliability	Pittsfield	68	\$300,000	\$-	\$45,000	\$255,000
Airport Rescue and Firefighting Vehicle	1: Reliability	Vineyard Haven	99	\$1,111,110	\$-	\$-	\$1,111,110
Airport Signs for Gates 1-6	1: Reliability	Plymouth	48	\$30,000	\$-	\$30,000	\$-
ALP Update to address Runway 12-30 non-standard geometry	1: Reliability	Nantucket	182	\$250,000	\$-	\$-	\$362,500
Apron Rehabilitation	1: Reliability	Southbridge	170	\$166,666	\$-	\$-	\$166,666
Apron Repairs	1: Reliability	Southbridge	50	\$160,000	\$-	\$160,000	\$-
Army Corps IN-Lieu Mitigation Fees	1: Reliability	Provincetown	19	\$450,000	\$50,000	\$400,000	\$-
Automated Weather Observation Station	1: Reliability	Montague	172	\$400,000	\$-	\$-	\$400,000
Casey Building HVAC System Replacement	1: Reliability	Mansfield	44	\$18,291	\$-	\$18,291	\$-
Clear Off-Airport Obstructions	1: Reliability	Beverly	55	\$150,000	\$-	\$150,000	\$-
Construct Airport Rescue & Fire Fighting Facility	1: Reliability	Vineyard Haven	11	\$8,000,000	\$370,000	\$7,630,000	\$-
Construct New SW Apron	1: Reliability	Vineyard Haven	163	\$4,888,888	\$-	\$-	\$4,888,888
Construct Obstruction Lighting - Phase I	1: Reliability	Orange	140	\$1,000,000	\$-	\$-	\$1,000,000

Project Name	Priority	Location	ID	Total Cost	Prior years	SFY 2017	SFY 2018-2021
Construct Perimeter Wildlife Fence	1: Reliability	New Bedford	192	\$1,444,444	\$-	\$-	\$1,444,444
Construct Perimeter Wildlife Fence	1: Reliability	Provincetown	220	\$1,666,666	\$-	\$-	\$1,666,666
Construct Runway 5-23 Safety Areas	1: Reliability	N. Andover	8	\$6,000,000	\$900,000	\$5,100,000	\$-
Construct Snow Removal Equipment Building	1: Reliability	Vineyard Haven	63	\$11,100,000	\$-	\$100,000	\$11,000,000
Construct SRE Building	1: Reliability	North Adams	184	\$666,666	\$-	\$-	\$666,666
Construct Taxiway to Runway 15-33	1: Reliability	Plymouth	109	\$1,000,000	\$-	\$-	\$1,000,000
DESIGN New SW Apron	1: Reliability	Vineyard Haven	134	\$350,000	\$-	\$-	\$350,000
DESIGN/Construct Light Control System Fiber optic	1: Reliability	Hyannis	54	\$75,000	\$-	\$75,000	\$-
DESIGN/Reconstruct Runway 15-33 & Realign Taxiway	1: Reliability	Hyannis	1	\$7,000,000	\$500,000	\$6,444,444	\$55,556
Drainage Improvements	1: Reliability	Taunton	115	\$175,000	\$-	\$-	\$175,000
Easement Acquisition for Runway 14 Safety Area	1: Reliability	New Bedford	16	\$150,000	\$21,000	\$129,000	\$-
Environmental Assessment	1: Reliability	Pittsfield	221	\$8,333	\$-	\$-	\$8,333
Environmental Assessment	1: Reliability	Pittsfield	221	\$158,333	\$-	\$-	\$158,333
Environmental Assessment & Permitting	1: Reliability	Montague	116	\$240,000	\$-	\$-	\$240,000
Environmental Assessment & Permitting	1: Reliability	Nantucket	101	\$750,000	\$-	\$-	\$750,000
Environmental Assessment & Permitting	1: Reliability	Taunton	21	\$280,000	\$40,000	\$200,000	\$40,000
Environmental Assessment and Permitting for Airport Master Plan - Phase I	1: Reliability	Hyannis	156	\$800,000	\$-	\$-	\$800,000
Environmental Mitigation - Phase I	1: Reliability	Provincetown	73	\$300,000	\$-	\$300,000	\$-
Environmental Mitigation - Phase II	1: Reliability	Provincetown	114	\$300,000	\$-	\$-	\$300,000

Project Name	Priority	Location	ID	Total Cost	Prior years	SFY 2017	SFY 2018-2021
Environmental Mitigation - Phase III	1: Reliability	Provincetown	147	\$300,000	\$-	\$-	\$300,000
Environmental Mitigation IV	1: Reliability	Provincetown	169	\$120,000	\$-	\$-	\$120,000
Expand Auto Parking Lot	1: Reliability	Provincetown	113	\$500,000	\$-	\$-	\$500,000
Expand Turf Apron	1: Reliability	Provincetown	71	\$150,000	\$-	\$150,000	\$-
FAA Precision Approach Path Indicator (PAPI) Test Flight	1: Reliability	Beverly	218	\$5,556	\$-	\$-	\$5,556
FAA Precision Approach Path Indicator (PAPI) Test Flight	1: Reliability	Mansfield	60	\$15,000	\$-	\$15,000	\$-
Fix Drainage Along Edge of Pavement Ph 2	1: Reliability	Westfield	76	\$2,000,000	\$-	\$400,000	\$1,600,000
Fuel Farm Card Terminal	1: Reliability	Mansfield	42	\$25,267	\$-	\$25,267	\$-
Fuel Farm Jet A	1: Reliability	Chicopee	155	\$166,666	\$-	\$-	\$166,666
Fuel Farm Replacement	1: Reliability	Southbridge	148	\$500,000	\$-	\$-	\$500,000
Hangar Acquisition	1: Reliability	Vineyard Haven	133	\$733,334	\$-	\$-	\$733,334
Hangar Improvements	1: Reliability	Chicopee	175	\$333,334	\$-	\$-	\$333,334
Hangar/Administration Building	1: Reliability	Southbridge	20	\$150,000	\$20,000	\$130,000	\$-
Improve Access Road to Runway Approach Lights	1: Reliability	Provincetown	72	\$160,000	\$-	\$160,000	\$-
Install Runway End Identifier Lights	1: Reliability	Mansfield	62	\$75,000	\$-	\$75,000	\$-
KOBO Utilities (Navigational Aid Maintenance)	1: Reliability	Statewide	36	\$150,000	\$25,000	\$25,000	\$100,000
Master Plan Update	1: Reliability	Hyannis	93	\$444,444	\$-	\$-	\$444,444
Navigational Aids (NAVAIDS) Relocation	1: Reliability	N. Andover	9	\$200,000	\$-	\$200,000	\$-
North Shore 2-Way (Navigational Aid Maintenance)	1: Reliability	Statewide	37	\$163,200	\$27,200	\$27,200	\$108,800
Obstruction Removal	1: Reliability	Hyannis	92	\$666,666	\$-	\$-	\$666,666
Off Airport Obstruction Easements	1: Reliability	Beverly	3	\$150,000	\$20,000	\$130,000	\$-
Part 150 Acquisition & Sound Insulation	1: Reliability	Westfield	24	\$2,777,778	\$30,000	\$2,747,778	\$-

Project Name	Priority	Location	ID	Total Cost	Prior years	SFY 2017	SFY 2018-2021
Part 150 Acquisition & Sound Insulation	1: Reliability	Westfield	75	\$2,777,778	\$-	\$30,000	\$2,747,778
Part 150 Acquisition & Sound Insulation	1: Reliability	Westfield	78	\$2,777,778	\$-	\$-	\$2,777,778
Part 150 Acquisition & Sound Insulation	1: Reliability	Westfield	118	\$2,777,778	\$-	\$-	\$2,777,778
Part 150 Acquisition & Sound Insulation	1: Reliability	Westfield	173	\$2,777,778	\$-	\$-	\$2,777,778
Part 150 Acquisition & Sound Insulation - Phase 10	1: Reliability	Chicopee	119	\$2,777,778	\$-	\$-	\$2,777,778
Part 150 Acquisition & Sound Insulation - Phase 11	1: Reliability	Westfield	174	\$2,777,778	\$-	\$-	\$2,777,778
Part 150 Acquisition & Sound Insulation - Phase 9	1: Reliability	Chicopee	25	\$2,777,778	\$30,000	\$2,747,778	\$-
Part 150 Acquisition and Sound Insulation	1: Reliability	Westfield	152	\$2,777,778	\$-	\$-	\$2,777,778
Pavement Condition Indexing Update	1: Reliability	Statewide	33	\$1,400,000	\$-	\$700,000	\$700,000
Pavement Rehabilitation	1: Reliability	Statewide	31	\$6,000,000	\$1,000,000	\$1,000,000	\$4,000,000
Perimeter Wildlife Fence Improvements- Phase II	1: Reliability	Taunton	171	\$375,000	\$-	\$-	\$375,000
Perimeter Fence	1: Reliability	Fitchburg	96	\$750,000	\$-	\$-	\$750,000
Perimeter Fence	1: Reliability	Lawrence	97	\$870,000	\$-	\$-	\$870,000
Perimeter Fence - Phase I	1: Reliability	Provincetown	168	\$1,666,666	\$-	\$-	\$1,666,666
Permit/Wildlife Fencing- Phase I	1: Reliability	Taunton	74	\$635,000	\$-	\$100,000	\$535,000
Permitting - Airport Master Plan Phase II	1: Reliability	Hyannis	177	\$400,000	\$-	\$-	\$400,000
Phase 2 Obstruction Removal Runway 32 End	1: Reliability	Fitchburg	4	\$900,000	\$100,000	\$800,000	\$-
Phase 3 Obstruction Removal	1: Reliability	Mansfield	10	\$150,000	\$21,000	\$129,000	\$-
Public Address System for Security/ADS Compliance	1: Reliability	Nantucket	12	\$639,000	\$-	\$639,000	\$-
Purchase Snow Removal Equipment	1: Reliability	Chicopee	26	\$333,332	\$-	\$333,332	\$-

Project Name	Priority	Location	ID	Total Cost	Prior years	SFY 2017	SFY 2018-2021
Realign Parallel Taxiway	1: Reliability	Provincetown	70	\$2,200,000	\$-	\$200,000	\$2,000,000
Realign Reconstruct TW A (non-standard separation)	1: Reliability	Pittsfield	142	\$5,000,000	\$-	\$-	\$5,000,000
Reconstruct & Extend Runway 14-32	1: Reliability	Fitchburg	57	\$8,000,000	\$-	\$-	\$8,000,000
Reconstruct & Extend Taxiway Delta	1: Reliability	Fitchburg	58	\$4,000,000	\$-	\$50,000	\$3,950,000
Reconstruct Apron Area	1: Reliability	Nantucket	64	\$1,530,000	\$-	\$200,000	\$1,330,000
Reconstruct Parallel Taxiway	1: Reliability	Chatham	160	\$2,000,000	\$-	\$-	\$2,000,000
Reconstruct Parking Apron - Phase 2	1: Reliability	New Bedford	138	\$10,000,000	\$-	\$-	\$10,000,000
Reconstruct Runway 12-30 (3,500'x75')	1: Reliability	Taunton	149	\$3,255,000	\$-	\$-	\$3,255,000
Reconstruct Runway 14-32	1: Reliability	New Bedford	65	\$6,955,556	\$-	\$400,000	\$6,555,556
Reconstruct Runway 15-33	1: Reliability	Plymouth	167	\$2,310,000	\$-	\$-	\$2,310,000
Reconstruct Runway 15-34	1: Reliability	Westfield	223	\$6,039,000	\$-	\$-	\$6,039,000
Reconstruct Runway 16-34	1: Reliability	Beverly	94	\$3,330,000	\$-	\$-	\$3,330,000
Reconstruct Runway 5-23	1: Reliability	N. Andover	7	\$5,100,000	\$-	\$5,100,000	\$-
Reconstruct Runway 6-24	1: Reliability	Hyannis	217	\$5,000,000	\$-	\$-	\$5,000,000
Reconstruct Runway 8-26	1: Reliability	Pittsfield	17	\$7,111,110	\$-	\$100,000	\$7,011,110
Reconstruct RW10/28	1: Reliability	Norwood	139	\$1,800,000	\$-	\$-	\$1,800,000
Reconstruct Taxiway Delta	1: Reliability	Orange	67	\$1,762,000	\$-	\$100,000	\$1,662,000
Reconstruct Terminal Apron Phase 1	1: Reliability	New Bedford	84	\$5,000,000	\$-	\$-	\$5,000,000
Reconstruct TW C, Portion of TW D and Run-up Area. Signage.	1: Reliability	Beverly	127	\$2,400,000	\$-	\$-	\$2,400,000
Reconstruct/Mark/Light Runway 18-36	1: Reliability	Gardner	83	\$2,300,000	\$-	\$-	\$300,000
Rehab TW F/E or Remove TW D	1: Reliability	Lawrence	131	\$6,111,112	\$-	\$-	\$6,111,112
Rehabilitate Taxiway B	1: Reliability	Hyannis	158	\$1,888,889	\$-	\$-	\$1,888,889
Relocate East End Taxiway	1: Reliability	Provincetown	111	\$900,000	\$-	\$-	\$900,000
Relocate Taxiway B North	1: Reliability	New Bedford	183	\$3,110,000	\$-	\$-	\$3,110,000



Project Name	Priority	Location	ID	Total Cost	Prior years	SFY 2017	SFY 2018-2021
Re-Mark Runway 32 End	1: Reliability	Mansfield	61	\$230,000	\$-	\$50,000	\$180,000
Remove Existing Administration Building	1: Reliability	Plymouth	143	\$88,888	\$-	\$-	\$88,888
Repair Fuel Vault and Alarm	1: Reliability	Hyannis	122	\$150,000	\$-	\$-	\$150,000
Repair Pilot Shack (contains FAA Equipment and Electrical Vault)	1: Reliability	Provincetown	146	\$250,000	\$-	\$-	\$250,000
Repair Tractor Mower W/ Deck	1: Reliability	Hyannis	38	\$97,000	\$-	\$97,000	\$-
Replace Airfield Lighting Vault Equipment	1: Reliability	Nantucket	13	\$1,276,500	\$200,000	\$1,148,850	\$-
Replace Airport Rescue & Fire Fighting Vehicle	1: Reliability	Hyannis	53	\$1,000,000	\$-	\$100,000	\$900,000
Replace Airport Rescue & Fire Fighting Vehicle	1: Reliability	Hyannis	176	\$900,000	\$-	\$-	\$900,000
Replace High Intensity Runway Lighting System	1: Reliability	Provincetown	18	\$800,000	\$100,000	\$700,000	\$-
Replace Lighting & Emergency Generator Vault	1: Reliability	Hyannis	2	\$150,000	\$21,000	\$129,000	\$-
Runway 14-32 Pavement Maintenance	1: Reliability	Mansfield	162	\$930,000	\$-	\$-	\$930,000
Runway 22 End Tree Clearing	1: Reliability	Mansfield	132	\$382,500	\$-	\$-	\$382,500
Runway 33 Taxiway Connector & Run-up Pad (safety and geometry)	1: Reliability	Nantucket	181	\$1,230,000	\$-	\$-	\$1,230,000
Runway Lights & Security Fence	1: Reliability	Nantucket	102	\$500,000	\$-	\$-	\$500,000
RW 24 High-speed Taxiway	1: Reliability	Nantucket	136	\$777,778	\$-	\$-	\$777,778
Security Cameras	1: Reliability	Statewide	32	\$7,000,000	\$1,500,000	\$1,500,000	\$4,000,000
Security Fencing & Gates	1: Reliability	North Adams	66	\$333,333	\$-	\$55,556	\$277,778
Security Gate Replacement	1: Reliability	Mansfield	124	\$28,000	\$-	\$28,000	\$-
Security Light Replacement	1: Reliability	Mansfield	190	\$20,000	\$-	\$20,000	\$-
Security System Upgrade	1: Reliability	Norwood	47	\$50,000	\$-	\$50,000	\$-
Snow Removal Equipment	1: Reliability	Gardner	6	\$166,667	\$-	\$166,667	\$-
Snow Removal Equipment	1: Reliability	Marshfield	212	\$400,000	\$-	\$-	\$400,000

Project Name	Priority	Location	ID	Total Cost	Prior years	SFY 2017	SFY 2018-2021
Snow Removal Equipment	1: Reliability	Provincetown	227	\$444,444	\$-	\$-	\$444,444
Snow Removal Equipment	1: Reliability	Vineyard Haven	213	\$1,111,112	\$-	\$-	\$1,111,112
Snow Removal Equipment	1: Reliability	Chatham	56	\$333,333	\$-	\$333,333	\$-
Snow Removal Equipment Building DESIGN and Construction	1: Reliability	Gardner	130	\$520,000	\$-	\$-	\$520,000
Snow Removal Equipment Replacement	1: Reliability	Westfield	189	\$300,000	\$-	\$-	\$300,000
Snow Removal Equipment Truck	1: Reliability	Hyannis	51	\$1,075,000	\$-	\$1,075,000	\$-
Snow Removal Equipment Truck	1: Reliability	New Bedford	103	\$668,000	\$-	\$-	\$668,000
SRE Building Fire Alarm Radio	1: Reliability	Mansfield	27	\$8,000	\$-	\$8,000	\$-
Statewide Airport Administration Building-AQW	2: Modernization	North Adams Harriman West Municipal Airport	197	\$4,986,726	\$650,442	\$-	\$4,336,284
Statewide Airport Administration Building-PYM	2: Modernization	Plymouth Municipal Airport	199	\$5,576,189	\$727,329	\$-	\$4,848,860
Statewide Airport Administration Building-TAN	2: Modernization	Taunton Municipal Airport	198	\$5,350,168	\$697,848	\$-	\$4,652,320
Statewide Crack Seal Paving	1: Reliability	Statewide	29	\$6,000,000	\$-	\$2,000,000	\$4,000,000
Statewide Economic impact Statement	1: Reliability	Statewide	34	\$800,000	\$-	\$400,000	\$400,000
Taxiway A Reconstruction; Full Reconstruction (1,300 LF) overlay (2,200 LF)	1: Reliability	Mansfield	179	\$2,000,000	\$-	\$-	\$2,000,000
Taxiway A Relocation	1: Reliability	Norwood	105	\$900,000	\$-	\$-	\$900,000
Taxiway D Extension	1: Reliability	Plymouth	69	\$900,000	\$-	\$10,000	\$890,000
Taxiway Lighting Repair	1: Reliability	Mansfield	43	\$20,000	\$-	\$20,000	\$-
Taxiway Project	1: Reliability	Beverly	159	\$700,000	\$-	\$-	\$700,000
Terminal Building Improvements	1: Reliability	Hyannis	81	\$200,000	\$-	\$200,000	\$-
T-Hangar DESIGN & Construction	1: Reliability	Gardner	5	\$577,500	\$-	\$64,000	\$513,500

Project Name	Priority	Location	ID	Total Cost	Prior years	SFY 2017	SFY 2018-2021
Tree Clearing for Runway 14-32 Approaches	1: Reliability	New Bedford	15	\$652,000	\$72,000	\$580,000	\$-
Vegetation Management	1: Reliability	Statewide	28	\$3,300,000	\$500,000	\$600,000	\$2,200,000
Vegetation Management Airspace Study	1: Reliability	Hyannis	52	\$450,000	\$-	\$40,000	\$410,000
Vegetation Management Plan	1: Reliability	Lawrence	59	\$300,000	\$-	\$50,000	\$250,000
VMP	1: Reliability	Mansfield	90	\$8,000	\$-	\$8,000	\$-
Wildlife Hazard Management Plan	1: Reliability	Plymouth	110	\$132,000	\$-	\$-	\$132,000
Wildlife Hazard Management Plan	1: Reliability	Taunton	22	\$80,000	\$15,000	\$65,000	\$-
Wildlife Hazard Assessment	1: Reliability	Chatham	211	\$55,556	\$-	\$-	\$55,556
Wildlife Hazard Assessment	1: Reliability	Marshfield	207	\$44,444	\$-	\$-	\$44,444
Wildlife Hazard Assessment	1: Reliability	Orange	214	\$80,000	\$-	\$-	\$80,000
Relocate Access Road	1: Reliability	New Bedford Regional Airport	208	\$33,334	\$-	\$-	\$33,334
Runway 8-26 Overlay	1: Reliability	Pittsfield	209	\$1,555,556	\$-	\$-	\$1,555,556
Phase 2 Terminal Expansion	1: Reliability	Provincetown	210	\$1,555,556	\$-	\$-	\$1,555,556
Terminal Building DESIGN and Construction	1: Reliability	Provincetown	215	\$3,111,112	\$-	\$-	\$3,111,112
Terminal Building DESIGN and Construction	1: Reliability	N/A	216	\$3,111,112	\$-	\$-	\$3,111,112
Permitting for Parallel Taxiway	1: Reliability	Beverly	224	\$20,000	\$-	\$-	\$20,000
Permitting for Parallel Taxiway	1: Reliability	Beverly	224	\$380,000	\$-	\$-	\$380,000
Rehab Terminal Apron Phase-2	1: Reliability	Nantucket	225	\$2,111,112	\$-	\$-	\$2,111,112
Reconstruct Main Apron - Phase 1	1: Reliability	Marshfield	226	\$2,222,222	\$-	\$-	\$2,222,222
Environmental Permitting	1: Reliability	Hyannis	228	\$20,000	\$-	\$-	\$2,000
Environmental Permitting	1: Reliability	Hyannis	228	\$380,000	\$-	\$-	\$38,000
Reconstruct Main Apron - Phase 2	1: Reliability	Marshfield	229	\$2,222,222	\$-	\$-	\$222,222
Tree Clearing Along Route 2	1: Reliability	Orange	230	\$158,334	\$-	\$-	\$158,334
Reconstruct Turf Tie-down Area	1: Reliability	Chatham	128	\$88,889	\$-	\$-	\$88,889
Rehab Taxiway	1: Reliability	Nantucket	135	\$2,333,333	\$-	\$-	\$2,333,333

Project Name	Priority	ID	Total Cost	Prior years	SFY 2017	SFY 2018-2021
ACTON- CARLISLE- WESTFORD- BRUCE FREEMAN RAIL TRAIL EXTENSION, INCLUDING 6 RAILROAD BRIDGES & 1 NEW BRIDGE OVER ROUTE 2A/119 (PHASE II-A)	3: Expansion	604532	\$9,051,787	\$2,301,787	\$4,150,000	\$2,600,000
ACTON- CONCORD- BRUCE FREEMAN RAIL TRAIL CONSTRUCTION (PHASE II-B)	3: Expansion	606223	\$6,384,000	\$-	\$-	\$6,384,000
ACTON- INTERSECTION & SIGNAL IMPROVEMENTS ON SR 2 & SR 111 (MASSACHUSETTS AVENUE) AT PIPER ROAD & TAYLOR ROAD	2: Modernization	607748	\$510,400	\$-	\$-	\$510,400
ACTON- MAYNARD- ASSABET RIVER RAIL TRAIL CONSTRUCTION, INCLUDES BRIDGES, A-02-042 & M-10-012, A-02-034 & MPB WALL	3: Expansion	604531	\$7,464,119	\$1,510,000	\$3,753,119	\$2,201,000
ACUSHNET- BRIDGE REPLACEMENTS, A-03-003, A-03-007 & A-03-008, HAMLIN STREET OVER THE ACUSHNET RIVER	1: Reliability	600645	\$2,386,620	\$-	\$-	\$2,386,620
ADA Retrofit - Cap Adjustment	1: Reliability	Created_7	\$9,151,797	\$-	\$-	\$9,151,797
ADAMS- ASHUWILLTICOOK RAIL TRAIL EXTENSION	3: Expansion	608071	\$2,219,711	\$799,711	\$1,420,000	\$-
ADAMS- NORTH ADAMS- ASHUWILLTICOOK RAIL TRAIL EXTENSION TO ROUTE 8A (HODGES CROSS ROAD)	3: Expansion	606890	\$3,357,003	\$-	\$-	\$1,807,617
ADAMS- ROUNDABOUT CONSTRUCTION AT ROUTE 8 & FRIEND STREET	2: Modernization	604553	\$1,715,125	\$1,441,725	\$273,400	\$-
AGAWAM- CHICOPEE- HOLYOKE- WEST SPRINGFIELD- STORMWATER IMPROVEMENTS ALONG I-91, I-391, ROUTE 57 AND ROUTE 5	1: Reliability	608192	\$1,305,390	\$-	\$-	\$1,305,390
AGAWAM- CONSTRUCTION OF BIKEWAY LOOP CONNECTING CONNECTICUT RIVERWALK WITH MAIN STREET (1.7 MILES)	3: Expansion	603731	\$2,253,386	\$1,938,386	\$315,000	\$-
AGAWAM- INTERSECTION IMPROVEMENTS AT ROUTE 187 & ROUTE 57	2: Modernization	604203	\$1,425,600	\$-	\$-	\$1,425,600
AGAWAM- RECONSTRUCTION OF ROUTE 187 FROM 425 FT. SOUTH OF S. WESTFIELD STREET TO ROUTE 57 (0.3 MILES - PHASE I)	2: Modernization	600513	\$1,660,116	\$-	\$-	\$938,326

Project Name	Priority	ID	Total Cost	Prior years	SFY 2017	SFY 2018-2021
AGAWAM- WEST SPRINGFIELD- BRIDGE REPLACEMENT, A-05-002=W-21-014, ROUTE 147 OVER THE WESTFIELD RIVER & INTERSECTION & SIGNAL IMPROVEMENTS @ 3 LOCATIONS	1: Reliability	605384	\$22,393,179	\$-	\$-	\$22,393,179
AMESBURY- BRIDGE REPLACEMENT, A-07-026, ROUTE I-495 (NB & SB) OVER THE BIKEWAY (ABANDONED B&M RR LINE)	1: Reliability	603682	\$7,736,563	\$200,000	\$6,295,000	\$1,241,563
AMESBURY- NEWBURYPORT- SALISBURY- BRIDGE REPLACEMENT ON ROUTE I-95, A-07-016=N-11-007, OVER MERRIMACK RIVER (WHITTIER BRIDGE) & A-07-017 OVER EVANS PLACE	1: Reliability	601096	\$304,375,526	\$256,375,526	\$48,000,000	\$-
AMESBURY- POWWOW RIVERWALK CONSTRUCTION, MAIN STREET TO WATER STREET, INCLUDES PED BRIDGE OVER THE BACK RIVER & PED BRIDGE OVER THE POWWOW RIVER	3: Expansion	606669	\$2,322,683	\$-	\$-	\$2,322,683
AMESBURY- RECONSTRUCTION OF ELM STREET	2: Modernization	602418	\$10,328,835	\$-	\$-	\$7,459,715
AMESBURY- SALISBURY- TRAIL CONNECTOR @ I-95	3: Expansion	607737	\$2,673,390	\$-	\$-	\$2,673,390
AMHERST- BRIDGE REPLACEMENT, A-08-008, MILL STREET OVER MILL RIVER	1: Reliability	607528	\$2,130,744	\$-	\$-	\$2,130,744
AMHERST- HADLEY- SIDEWALK & WHEELCHAIR RAMP CONSTRUCTION ON ROUTE 9	2: Modernization	608023	\$1,239,581	\$-	\$-	\$1,239,581
AMHERST- IMPROVEMENTS & RELATED WORK ON ROUTES 9 & 116, FROM UNIVERSITY DRIVE TO SOUTH PLEASANT STREET (0.8 MILES)	2: Modernization	608084	\$1,435,600	\$-	\$-	\$1,039,572
AMHERST- PELHAM- RECONSTRUCTION OF AMHERST ROAD, FROM 800 FEET EAST OF ENFIELD ROAD TO ROUTE 202 (2.5 MILES - PHASE II)	2: Modernization	607207	\$3,297,283	\$966,283	\$2,331,000	\$-
ANDOVER- BEDFORD- BILLERICA- TEWKSBURY- STORMWATER IMPROVEMENTS ALONG I-93, ROUTE 3 AND ROUTE 3A	1: Reliability	607992	\$1,537,536	\$-	\$-	\$1,537,536

Project Name	Priority	ID	Total Cost	Prior years	SFY 2017	SFY 2018-2021
ANDOVER- BRIDGE REPLACEMENT, A-09-011, STATE ROUTE 28 (NORTH MAIN STREET) OVER MBTA RR	1: Reliability	601986	\$7,429,470	\$515,432	\$3,367,716	\$3,546,322
ANDOVER- LAWRENCE- NORTH ANDOVER- INTERSTATE MAINTENANCE & RELATED WORK ON I-495	1: Reliability	606574	\$17,772,164	\$-	\$5,749,818	\$12,022,346
ANDOVER- METHUEN- INTERSTATE MAINTENANCE & RELATED WORK ON I-93	1: Reliability	607561	\$11,096,142	\$-	\$-	\$11,096,142
ARLINGTON- BELMONT- HIGHWAY LIGHTING REPAIR & MAINTENANCE ON ROUTE 2	1: Reliability	606381	\$10,101,678	\$-	\$-	\$10,101,678
ARLINGTON- BIKEWAY CONNECTION AT INTERSECTION ROUTE 3 & ROUTE 60, MASSACHUSETTS AVENUE, PLEASANT STREET & MYSTIC STREET	2: Modernization	606885	\$1,415,055	\$265,055	\$1,150,000	\$-
Asset Management	1: Reliability	Created_2	\$97,341,651	\$-	\$4,649,114	\$77,873,321
ATHOL- BRIDGE REPLACEMENT, A-15-005, WASHINGTON AVE OVER ATHOL POND OUTLET	1: Reliability	608260	\$2,492,160	\$-	\$-	\$1,516,967
ATTLEBORO- BRIDGE REPLACEMENT, A-16-053, I-95 (NB & SB) OVER NORTH AVENUE	1: Reliability	606525	\$28,399,358	\$56,039	\$10,901,277	\$17,442,043
ATTLEBORO- INTERSECTION IMPROVEMENTS AT ROUTE 1 (WASHINGTON STREET)/ROUTE 1A (NEWPORT AVENUE) AND ROUTE 123 (HIGHLAND AVENUE)	2: Modernization	607339	\$6,679,189	\$-	\$-	\$5,426,841
ATTLEBORO- RAMP RECONSTRUCTION & REALIGNMENT, FROM ROUTE I-95 (SB) TO ROUTE I-295 (SB)	3: Expansion	606733	\$5,554,483	\$3,064,213	\$2,490,271	\$-
ATTLEBORO- RECONSTRUCTION & GEOMETRIC IMPROVEMENTS ON TIFFANY STREET, FROM ROUTE 123 TO NEW ROAD (PHASE II), INCLUDES CULVERT RECONSTRUCTION OF A-16-077	2: Modernization	605141	\$3,178,514	\$2,935,129	\$243,386	\$-
ATTLEBORO TO NORWOOD- GUIDE AND TRAFFIC SIGN REPLACEMENT ON A SECTION OF I-95	1: Reliability	608204	\$5,109,000	\$-	\$-	\$5,109,000
AUBURN- BRIDGE REHABILITATION, A-17-046, I-90 INTERCHANGE 10 RAMP OVER ROUTE 12	1: Reliability	607556	\$5,763,225	\$-	\$-	\$4,372,102

Project Name	Priority	ID	Total Cost	Prior years	SFY 2017	SFY 2018-2021
AUBURN TO BOSTON- GUIDE & TRAFFIC SIGN REPLACEMENT ON A SECTION OF I-90 (MASSPIKE)	1: Reliability	606712	\$6,167,421	\$1,767,421	\$2,000,000	\$2,400,000
AUBURN TO WORCESTER- GUIDE & TRAFFIC SIGN REPLACEMENT ON A SECTION OF INTERSTATE 290	1: Reliability	607917	\$5,645,600	\$-	\$-	\$5,645,600
AVON- INSTALLATION OF A MEDIAN BARRIER ON HARRISON BOULEVARD	1: Reliability	608085	\$2,372,132	\$-	\$547,415	\$1,824,717
AVON- INTERSECTION IMPROVEMENTS AT HARRISON BOULEVARD AND POND STREET	2: Modernization	608086	\$4,092,000	\$-	\$-	\$3,129,176
AWARD ADJUSTMENTS, CHANGE ORDERS, ETC, YEAR 2020, FOR CIP POLICY DEVELOPMENT PURPOSES ONLY	2: Modernization	608368	\$21,335,295	\$-	\$-	\$2,510,035
"AYER- FRAMINGHAM- MILLVILLE- NATICK- UXBRIDGE- WORCESTER- STORMWATER IMPROVEMENTS ALONG ROUTE 9, ROUTE 2A/ROUTE 110/ROUTE 111, ROUTE 146, AND I-290						
"	1: Reliability	607993	\$1,240,272	\$-	\$-	\$1,240,272
BARNSTABLE- INTERSECTION & SIGNAL IMPROVEMENTS AT SR 28 (FALMOUTH ROAD) AT STRAWBERRY HILL ROAD	2: Modernization	607753	\$601,512	\$-	\$75,189	\$526,323
BARNSTABLE- INTERSECTION IMPROVEMENTS @ FALMOUTH ROAD (ROUTE 28) & OSTERVILLE- WEST BARNSTABLE ROAD	2: Modernization	607435	\$2,329,809	\$-	\$-	\$2,329,809
BARNSTABLE- INTERSECTION IMPROVEMENTS AT FALMOUTH ROAD (ROUTE 28) AND BEARSES WAY	3: Expansion	606394	\$6,763,205	\$66,861	\$6,325,344	\$371,000
BARNSTABLE- INTERSECTION IMPROVEMENTS AT IYANOUGH ROAD (ROUTE 28) AND YARMOUTH ROAD	2: Modernization	606272	\$6,932,779	\$-	\$-	\$6,932,779
BARNSTABLE- LIGHTING & LANDSCAPING OF THE ROUNDABOUT AT THE MID-CAPE HIGHWAY (ROUTE 6) EASTBOUND EXIT RAMP & ROUTE 149	1: Reliability	608033	\$476,259	\$-	\$389,667	\$86,593
BARRE- TOWN COMMON IMPROVEMENTS	2: Modernization	604227	\$3,316,841	\$1,943,841	\$1,373,000	\$-



Project Name	Priority	ID	Total Cost	Prior years	SFY 2017	SFY 2018-2021
BECKET- LEE- OTIS- STOCKBRIDGE-CLEANING & PAINTING OF BRIDGES ALONG I-90 CORRIDOR	1: Reliability	606050	\$4,623,757	\$-	\$-	\$4,623,757
BEDFORD- BILLERICA- MIDDLESEX TURNPIKE IMPROVEMENTS, FROM CROSBY DRIVE NORTH TO MANNING ROAD, INCLUDES RECONSTRUCTION OF B-04-006 (PHASE III)	3: Expansion	29492	\$38,432,742	\$-	\$1,325,267	\$37,107,475
BEDFORD- IMPROVEMENTS AT JOHN GLENN MIDDLE (SRTS)	2: Modernization	608000	\$1,184,280	\$-	\$215,324	\$968,956
BELCHERTOWN- GRANBY- RESURFACING AND RELATED WORK ON ROUTE 202	1: Reliability	608466	\$4,775,736	\$-	\$-	\$4,775,736
BELCHERTOWN- PAVEMENT REHABILITATION & RELATED WORK ON ROUTE 181, FROM MAPLE ST TO BELCHERTOWN/PALMER TOWN LINE (5.5 MILES)	2: Modernization	604433	\$8,497,840	\$2,383,840	\$6,114,000	\$-
BELCHERTOWN- WARREN- BRIDGE DEMOLITION OF B-05-023, WILSON STREET OVER NECRR, & W-07-012, OLD BOSTON POST ROAD OVER NAULTAUG BROOK	1: Reliability	607524	\$682,990	\$-	\$85,374	\$597,616
BELLINGHAM- BRIDGE DEMOLITION, B-06-011, ROUTE 126 OVER CSX RAILROAD (ABANDONED) & INSTALLATION OF BIKE PATH CULVERT	1: Reliability	605895	\$2,471,333	\$1,679,023	\$792,311	\$-
BELMONT- WATERTOWN- RECONSTRUCTION ON TRAPELO ROAD & BELMONT STREET	2: Modernization	604688	\$15,918,145	\$15,058,991	\$859,154	\$-
BERKLEY- RAYNHAM- TAUNTON- RESURFACING & RELATED WORK ON ROUTE 24	1: Reliability	608176	\$11,511,562	\$-	\$-	\$11,511,562
BEVERLY- RECONSTRUCTION & SIGNAL IMPROVEMENTS ON ROUTE 1A (RANTOUL STREET & CABOT STREET), FROM CABOT STREET (SOUTH) TO 440 FEET NORTH OF BLAINE AVENUE, INCLUDES CULVERT REPAIR OF B-11-008	2: Modernization	600220	\$18,782,928	\$5,220,233	\$10,309,485	\$3,253,210
BEVERLY- RESURFACING AND RELATED WORK ON ROUTE 128	1: Reliability	607891	\$5,422,663	\$1,045,022	\$4,377,641	\$-
Bike Pedestrian placeholder	3: Expansion	Bike and ped	\$60,000,000	\$-	\$-	\$60,000,000

Project Name	Priority	ID	Total Cost	Prior years	SFY 2017	SFY 2018-2021
BILLERICA- CONSTRUCTION OF MASSDOT MAINTENANCE FACILITY AT CONCORD RD AND ROUTE 3 (EXIT 27)	1: Reliability	607821	\$6,453,540	\$2,413,040	\$4,040,500	\$-
BILLERICA- RECONSTRUCTION OF ALLEN ROAD, FROM ROUTE 3A TO WEBB BROOK ROAD (5,400 FEET)	2: Modernization	601426	\$5,761,631	\$604,131	\$1,876,000	\$3,281,500
BLANDFORD- CULVERT REPLACEMENT, B-14-029, I-90 OVER UNNAMED TRIBUTARY TO PEEBLES BROOK	1: Reliability	606515	\$6,385,862	\$5,785,862	\$600,000	\$-
BLANDFORD- LEE- INSTALLATION OF OIL WATER SEPARATORS AT MAINTENANCE DEPOTS ON I-90	1: Reliability	608301	\$322,000	\$-	\$-	\$322,000
BOLTON TO LOWELL- GUIDE & TRAFFIC SIGN REPLACEMENT ON A SECTION OF INTERSTATE 495	1: Reliability	607919	\$6,253,600	\$-	\$-	\$6,253,600
BOSTON- BOAT WALL REHABILITATION & MISCELLANEOUS REPAIRS IN I-93/I-90 CA/T (CRC 9)	1: Reliability	607393	\$6,674,699	\$809,561	\$3,025,000	\$2,840,138
BOSTON- BRIDGE REHABILITATION, B-16-016, NORTH WASHINGTON STREET OVER THE BOSTON INNER HARBOR	1: Reliability	604173	\$122,496,000	\$-	\$-	\$99,039,319
"BOSTON- BRIDGE REHABILITATION, B-16-053, BROOKLINE AVENUE OVER I-90						
"	1: Reliability	606861	\$3,562,000	\$-	\$-	\$2,942,522
BOSTON- BRIDGE REHABILITATION, B-16-058 & B-16-059, MARKET STREET, OVER I-90 & MBTA/CSX & EVERETT STREET, OVER COMBINED LINCOLN STREET, I-90, CSX, MBTA & BRAINTREE STREET	1: Reliability	606773	\$2,887,837	\$1,637,837	\$1,250,000	\$-
BOSTON- BRIDGE REHABILITATION, B-16-237, MASSACHUSETTS AVENUE (ROUTE 2A) OVER COMMONWEALTH AVENUE	1: Reliability	600867	\$9,167,177	\$-	\$2,156,983	\$7,010,194
BOSTON- BRIDGE REMOVAL, B-16-367, CASEY OVERPASS OVER WASHINGTON STREET WITH AT-GRADE INTERSECTIONS	1: Reliability	605511	\$72,194,137	\$29,219,837	\$42,974,300	\$-

Project Name	Priority	ID	Total Cost	Prior years	SFY 2017	SFY 2018-2021
BOSTON- BRIDGE REPLACEMENT, B-16-109, RIVER STREET BRIDGE OVER AMTRAK/BMRR	1: Reliability	606901	\$9,220,516	\$-	\$-	\$8,017,840
BOSTON- BRIDGE REPLACEMENT, B-16-382(38T), DALTON STREET OVER I-90 (EB & SB), MBTA & CSX AND CAMBRIA STREET	1: Reliability	606723	\$17,958,325	\$-	\$-	\$15,615,935
BOSTON- BROOKLINE- IMPROVEMENTS TO COMMONWEALTH AVENUE, FROM ARMORY STREET TO ALCORN STREET	2: Modernization	606284	\$18,916,700	\$-	\$7,275,654	\$11,641,046
BOSTON- BROOKLINE- MULTI-USE PATH CONSTRUCTION ON NEW FENWAY	3: Expansion	607888	\$2,012,243	\$-	\$-	\$2,012,243
BOSTON- BROOKLINE- SUPERSTRUCTURE REPLACEMENT, B-16-055, COMMONWEALTH AVENUE OVER I-90 & MBTA & DECK REPAIR, B-27-018, CARLTON STREET OVER I-90 & MBTA	1: Reliability	606541	\$79,085,673	\$18,157,609	\$19,145,083	\$41,782,981
BOSTON- BROOKLINE- SUPERSTRUCTURE REPLACEMENT, B-16-216=B-27-008, ST. MARY'S STREET OVER I-90 (EB & WB)	1: Reliability	608016	\$5,889,920	\$-	\$-	\$5,889,920
BOSTON- CAMBRIDGE- BRIDGE REHABILITATION, B-16-009=C-01-002, CAMBRIDGE STREET OVER THE CHARLES RIVER (MEMORIAL DRIVE & STORROW DRIVE) (AKA - LONGFELLOW BRIDGE)	1: Reliability	604361	\$273,134,872	\$155,708,336	\$42,500,000	\$74,926,536
BOSTON- CHELSEA- CLEANING, PAINTING & REPAIRS OF TOBIN BRIDGE, B-16-017=C-09-006, FROM BENTS B11 TO B25	1: Reliability	605960	\$24,368,640	\$-	\$11,543,040	\$12,825,600
BOSTON- CHELSEA- DECK REHABILITATION ON TOBIN BRIDGE, B-16-017, FROM C4 TO C30 (PHASE VII) INCLUDING STRUCTURAL STEEL REPAIRS TO CHELSEA CROSS-GIRDERS & RELATED WORK TO EVERETT STREET ON-RAMP, CLEANING AND PAINTING	1: Reliability	605957	\$54,096,000	\$-	\$3,091,200	\$51,004,800
BOSTON- CHELSEA- POWER, LIGHTING, COMMUNICATION, CONDUIT & WIRING UPGRADES TO TOBIN BRIDGE	1: Reliability	606781	\$6,580,600	\$-	\$-	\$6,580,600

Project Name	Priority	ID	Total Cost	Prior years	SFY 2017	SFY 2018-2021
BOSTON- CHELSEA- SCHEDULED & EMERGENCY BRIDGE STRUCTURAL REPAIRS TO THE TOBIN BRIDGE	1: Reliability	607157	\$713,594	\$-	\$356,797	\$356,797
BOSTON- CHELSEA- STRUCTURAL CLEANING & PAINTING, STEEL REPAIRS, DECK REPAIRS AND RESURFACING ON TOBIN BRIDGE, B-16-017	1: Reliability	605959	\$30,140,000	\$-	\$-	\$24,112,000
BOSTON- CHELSEA- TOBIN BRIDGE ITS EXPANSION FOR CCTV, VMS, RTMS	2: Modernization	606860	\$2,668,000	\$-	\$-	\$2,668,000
BOSTON- CONSTRUCTION OF A MAINTENANCE FACILITY FOR THE GREENWAY CONSERVATORY	1: Reliability	607437	\$3,220,000	\$-	\$-	\$3,220,000
BOSTON- CONSTRUCTION OF NEW PARKING FACILITY, LOT 5 LOCATED UNDER I-93, BETWEEN ALBANY STREET, TRAVELER STREET, AND FRONTAGE ROAD	3: Expansion	607827	\$10,729,859	\$7,553,629	\$3,176,229	\$-
BOSTON- CURTAIN WALL ANCHOR REPAIRS ON VARIOUS CA/T STRUCTURES AND ALBANY STREET EXTENSION FILL REMEDIATION (CRC 26)	1: Reliability	607881	\$2,576,000	\$-	\$336,000	\$2,240,000
BOSTON- EZ PASS SERVICE CENTER MAAB/ADA COMPLIANCE IMPROVEMENTS (145 HAVRE STREET, EAST BOSTON)	1: Reliability	608072	\$2,604,111	\$1,999,990	\$604,121	\$-
BOSTON- HIGHWAY LIGHTING SYSTEM REPLACEMENT ON I-93, FROM SOUTHAMPTON STREET TO NEPONSET AVENUE	1: Reliability	605733	\$3,313,146	\$-	\$301,195	\$3,011,951
BOSTON- IMPROVEMENTS ALONG GAINSBOROUGH AND ST. BOTOLPH STREETS	2: Modernization	606889	\$3,945,274	\$396,585	\$2,160,000	\$1,388,689
"BOSTON- IMPROVEMENTS ON BOYLSTON STREET, FROM INTERSECTION OF BROOKLINE AVENUE & PARK DRIVE TO IPSWICH STREET						
"	2: Modernization	606453	\$8,661,400	\$-	\$-	\$3,882,697
BOSTON- INTERIM IMPROVEMENTS AT CAMBRIDGE STREET & RIVER STREET	2: Modernization	608129	\$3,193,371	\$1,303,042	\$1,890,329	\$-
BOSTON- INTERSECTION & SIGNAL IMPROVEMENTS AT THE VFW PARKWAY & SPRING STREET	2: Modernization	607759	\$580,800	\$-	\$-	\$580,800

Project Name	Priority	ID	Total Cost	Prior years	SFY 2017	SFY 2018-2021
BOSTON- INTERSECTION IMPROVEMENTS @ GALLIVAN BOULEVARD (ROUTE 203) & MORTON STREET	2: Modernization	606318	\$3,457,374	\$-	\$-	\$3,457,374
BOSTON- INVESTIGATION & REMEDIATION OF I-90 CONNECTOR GROUND FREEZE ISSUES (CRC 11)	1: Reliability	606730	\$10,304,000	\$-	\$-	\$10,304,000
BOSTON- LEAK SEALING, FIREPROOFING & MISCELLANEOUS REPAIRS IN I-93, TIP O'NEILL TUNNEL (CRC 1E)	1: Reliability	607017	\$12,491,894	\$2,043,378	\$10,448,515	\$-
BOSTON- LOW POINT PUMP STATION BYPASS FROM SANITARY DISCHARGE TO STORMWATER WITH NO TREATMENT IN I-90/I-93 TUNNELS (CRC)	1: Reliability	606830	\$4,278,000	\$-	\$-	\$4,278,000
BOSTON- MBTA DUCT BANK RELOCATION	1: Reliability	607861	\$1,275,000	\$300,000	\$975,000	\$-
BOSTON- MISCELLANEOUS RAMPS MICROSILICA OVERLAY REPLACEMENT ON I-90 & I-93 (CRC 28)	1: Reliability	607883	\$6,210,000	\$-	\$-	\$6,210,000
BOSTON- MODIFICATION OF THE CEILING FRAME SYSTEM IN TED WILLIAMS TUNNEL (CRC 14A)	1: Reliability	608098	\$5,336,000	\$-	\$-	\$5,336,000
BOSTON- PARTIAL DECK REPLACEMENT & SUPERSTRUCTURE REPAIRS, B-16-365, BOWKER OVERPASS OVER BEACON STREET, COMMONWEALTH AVE & MUDDY RIVER	1: Reliability	606448	\$12,010,500	\$9,494,712	\$2,515,788	\$-
BOSTON- RANDOLPH- BRIDGE PRESERVATION OF 3 BRIDGES: B-16-165, R-01-005 & R-01-007	1: Reliability	608234	\$2,533,928	\$-	\$-	\$1,542,391
BOSTON- RECONSTRUCTION OF MELNEA CASS BOULEVARD	2: Modernization	605789	\$10,991,470	\$-	\$-	\$10,991,470
BOSTON- RECONSTRUCTION OF RUTHERFORD AVENUE, FROM CITY SQUARE TO SULLIVAN SQUARE	2: Modernization	606226	\$133,367,600	\$-	\$-	\$18,395,531
BOSTON- REHABILITATION OF LOW POINT PUMP STATIONS & INSTALLATION OF NEW PLENUM PUMPS IN VARIOUS CA/T TUNNELS (CRC 16)	1: Reliability	607878	\$4,183,707	\$-	\$570,505	\$3,613,201

Project Name	Priority	ID	Total Cost	Prior years	SFY 2017	SFY 2018-2021
BOSTON- RENOVATIONS AND UPGRADES TO ELEVATORS AT 185 KNEELAND STREET	1: Reliability	607687	\$1,272,233	\$212,233	\$1,060,000	\$-
BOSTON- REVERE- GUIDE AND TRAFFIC SIGN REPLACEMENT ON ROUTE 1A	1: Reliability	608458	\$1,976,000	\$-	\$179,636	\$1,796,364
BOSTON- ROADWAY, CEILING & WALL RECONSTRUCTION, NEW JET FANS, AND OTHER CONTROL SYSTEMS IN SUMNER TUNNEL	1: Reliability	606476	\$100,309,991	\$-	\$-	\$100,309,991
BOSTON- ROOF REPLACEMENT AT VENTILATION BUILDING #1	1: Reliability	608200	\$826,563	\$426,563	\$400,000	\$-
BOSTON- ROOF REPLACEMENT AT VENTILATION BUILDING #5	1: Reliability	608202	\$937,000	\$254,250	\$682,750	\$-
BOSTON- SEAPORT DISTRICT IMPROVEMENTS	2: Modernization	608442	\$23,888,000	\$-	\$3,294,897	\$20,593,103
BOSTON- SOMERVILLE- CONDUIT SUPPORT REPLACEMENT & FIRE PROTECTION STANDPIPE MODIFICATION ALONG I-93 VIADUCT (CRC 18)	1: Reliability	606653	\$9,774,551	\$7,640,361	\$2,002,421	\$131,769
BOSTON- SOMERVILLE- INTERSTATE MAINTENANCE & RELATED WORK ON I-93, INCLUDES WORK ON S-17-029, S-17-031 & B-16-281	1: Reliability	606167	\$21,971,984	\$19,751,984	\$2,220,000	\$-
BOSTON- SUPERPLUG ACCESS SHAFT CONSTRUCTION IN I-90 CONNECTOR TUNNEL (PHASE II - CRC 4B)	1: Reliability	607873	\$4,830,000	\$-	\$-	\$4,830,000
BOSTON- SUPERPLUG REHABILITATION IN I-90 CONNECTOR TUNNEL (PHASE III) (CRC 4C)	1: Reliability	607874	\$2,334,500	\$-	\$-	\$2,334,500
BOSTON- SUPERSTRUCTURE REPLACEMENT, B-16-067(3GV), MAFFA WAY OVER ORANGE & MBTA/BMRR	1: Reliability	607670	\$14,559,000	\$-	\$-	\$14,056,966
BOSTON- SYMPHONY AREA STREETScape (MASS AVENUE) IMPROVEMENTS INCLUDES REPAIR OF B-16-238	2: Modernization	604871	\$5,946,382	\$4,825,478	\$1,120,904	\$-
BOSTON- TRAFFIC SIGNAL IMPROVEMENTS AT 9 LOCATIONS	2: Modernization	606117	\$4,854,262	\$-	\$220,648	\$4,633,614
BOSTON- TRAFFIC SIGNAL IMPROVEMENTS ON BLUE HILL AVENUE AND WARREN STREET	2: Modernization	606134	\$3,944,787	\$-	\$-	\$3,944,787

Project Name	Priority	ID	Total Cost	Prior years	SFY 2017	SFY 2018-2021
BOSTON- TUNNEL AND DRAIN LINE REPAIRS ON I-90 (EB & WB) (CRC)	1: Reliability	608452	\$29,624,000	\$-	\$-	\$29,624,000
BOSTON- WATER QUALITY CONTROL STRUCTURES (WQCS) CLEAN OUT & REPAIR IN I-90 & I-93 TUNNELS	1: Reliability	606760	\$777,965	\$477,965	\$300,000	\$-
BOURNE- PLYMOUTH- PAVEMENT PRESERVATION AND RELATED WORK ON ROUTE 3	1: Reliability	608469	\$11,484,000	\$-	\$-	\$11,484,000
BOURNE- RESURFACING & RELATED WORK ON ROUTE 28	1: Reliability	606178	\$8,589,084	\$5,419,084	\$3,170,000	\$-
BOURNE- TRAFFIC AND MULTI-MODAL IMPROVEMENTS @ BELMONT CIRCLE AT ROUTES 6/25/28	2: Modernization	606900	\$5,936,700	\$-	\$-	\$3,613,643
BOURNE- WAREHAM- RESURFACING AND RELATED WORK ON ROUTE 25	1: Reliability	608222	\$7,035,600	\$-	\$-	\$4,282,539
BOXBOROUGH- BRIDGE REPLACEMENT, B-18-002, ROUTE 111 OVER I-495	1: Reliability	608009	\$16,720,000	\$-	\$-	\$5,815,652
BRAINTREE- BRIDGE REHABILITATION, B-21-060 AND B-21-061, ST 3 (SB) AND ST 3 (NB) OVER RAMP C (QUINCY ADAMS)	1: Reliability	607685	\$8,464,396	\$-	\$302,300	\$8,162,096
BRAINTREE- MILTON- BOSTON- WEYMOUTH- STORMWATER RETROFITS ON I-93, ROUTE 3 & ROUTE 18	1: Reliability	606997	\$1,282,533	\$430,551	\$851,982	\$-
BRAINTREE- QUINCY- RESURFACING & RELATED WORK INCLUDING TWO BRIDGES ALONG ROUTE 3 (PHASE IIB)	1: Reliability	608044	\$3,220,000	\$-	\$-	\$3,220,000
BREWSTER- RESURFACING & RELATED WORK ON ROUTE 6A	1: Reliability	606016	\$5,798,917	\$2,088,917	\$3,692,000	\$18,000
Bridge - Cap Adjustment	1: Reliability	Created_8	\$196,243,101	\$-	\$-	\$151,258,349
BRIDGE PROGRAM	1: Reliability	MUNI_BridgeProgram_Created	\$50,000,000	\$-	\$10,000,000	\$40,000,000
BRIMFIELD- PALMER- BRIDGE PRESERVATION, P-01-055, I-90 OVER ROUTE 67 (BOSTON ROAD) & B-24-061=P-01-048, I90 OVER WASHINGTON ROAD	1: Reliability	606598	\$5,727,000	\$-	\$-	\$5,727,000

Project Name	Priority	ID	Total Cost	Prior years	SFY 2017	SFY 2018-2021
BRIMFIELD- PALMER- WARREN- GUARDRAIL REPAIRS AND IMPROVEMENTS ALONG A SECTION OF INTERSTATE 90	1: Reliability	607596	\$2,064,279	\$-	\$1,376,186	\$688,093
BRIMFIELD- STURBRIDGE- RESURFACING & RELATED WORK ON ROUTE 20, BEGINNING EAST OF NEW HOLLAND ROAD (MM 87.8), ENDING WEST OF GALILEO DRIVE (MM 91.9)	2: Modernization	608022	\$3,621,658	\$-	\$1,316,966	\$2,304,691
BROCKTON - ROADWAY RECONSTRUCTION & RELATED WORK (INCLUDING SIGNALS) ON A SECTION OF WEST ELM STREET	2: Modernization	601644	\$3,107,226	\$1,157,226	\$1,950,000	\$-
BROCKTON- CORRIDOR IMPROVEMENTS ON ROUTE 123 (BELMONT STREET), FROM ANGUS BEATON DRIVE TO WEST STREET	2: Modernization	608088	\$4,620,000	\$-	\$-	\$4,620,000
BROCKTON- CORRIDOR IMPROVEMENTS ON ROUTE 123 (BELMONT STREET), INCLUDING TRAFFIC SIGNALS UPGRADING AT MANLEY STREET AND THE V.A. HOSPITAL	2: Modernization	608025	\$4,398,951	\$358,050	\$1,270,000	\$2,770,901
BROCKTON- INTERSECTION IMPROVEMENTS @ CRESCENT STREET (ROUTE 27)/QUINCY STREET/MASSASOIT BOULEVARD	2: Modernization	606143	\$3,984,116	\$-	\$-	\$3,434,582
BROCKTON- INTERSECTION IMPROVEMENTS AT NORTH QUINCY STREET, BOUNDARY AVENUE AND CHESTNUT STREET	2: Modernization	608143	\$2,273,788	\$-	\$-	\$1,384,045
BROCKTON- PEDESTRIAN IMPROVEMENTS AT VARIOUS LOCATIONS	2: Modernization	608087	\$254,323	\$127,161	\$127,161	\$-
BROCKTON- STORMWATER IMPROVEMENTS ALONG ROUTE 28	1: Reliability	608134	\$93,276	\$-	\$46,638	\$46,638
BROCKTON- WEST BRIDGEWATER- BRIDGEWATER- RAYNHAM- TAUNTON- FREETOWN- CLEANING, PAINTING & REPAIRING 11 STEEL BRIDGES ON/OVER ROUTE 24	1: Reliability	606021	\$10,549,000	\$-	\$-	\$7,446,353
BROOKFIELD- RESURFACING AND RELATED WORK ON ROUTE 148 (FISKDALE ROAD), FROM MOLASSES HILL ROAD TO STURBRIDGE T.L.	2: Modernization	603486	\$570,000	\$70,000	\$500,000	\$-



Project Name	Priority	ID	Total Cost	Prior years	SFY 2017	SFY 2018-2021
BROOKLINE- INTERSECTION & SIGNAL IMPROVEMENTS @ ROUTE 9 & VILLAGE SQUARE (GATEWAY EAST)	2: Modernization	605110	\$5,866,996	\$-	\$-	\$5,866,996
BROOKLINE- PEDESTRIAN BRIDGE REHABILITATION, B-27-016, OVER MBTA OFF CARLTON STREET	1: Reliability	606316	\$3,026,991	\$-	\$-	\$3,026,991
BUCKLAND- BRIDGE REPLACEMENT, B-28-009, ST 2 OVER DEERFIELD RIVER	1: Reliability	607674	\$25,941,960	\$-	\$-	\$25,941,960
BUCKLAND- CHARLEMONT- RESURFACING & RELATED WORK ON ROUTE 2, FROM MM 27.41 (R.R. BRIDGE) TO MM 37.39 (BUCKLAND/SHELBURNE T.L.) EXCLUDING MM 29.5 TO MM 30.75 (VILLAGE CENTER)	1: Reliability	602316	\$9,094,475	\$-	\$-	\$9,094,475
BUCKLAND- CONSTRUCTION OF BICYCLE SHOULDERS ON ROUTE 112, FROM MOHAWK TRAIL REGIONAL HIGH SCHOOL TO NORTH STREET	2: Modernization	607610	\$954,800	\$-	\$-	\$625,559
BURLINGTON- ADAPTIVE TRAFFIC CONTROL SIGNAL SYSTEM INSTALLATION ON CAMBRIDGE STREET, MIDDLESEX TURNPIKE & BURLINGTON MALL ROAD	2: Modernization	608068	\$1,900,418	\$120,000	\$1,580,318	\$200,100
BURLINGTON- BRIDGE REPLACEMENT, B-29-010, I-95/ST 128 (NB) & I-95/ST128 (SB) OVER ROUTE 3A (CAMBRIDGE STREET)	1: Reliability	608149	\$26,400,000	\$-	\$-	\$26,400,000
CALLAHAN TUNNEL VENT BUILDING 13 BRICK FACADE RENOVATION AND REPAIRS AT LONDON AND DECATUR STREETS	1: Reliability	606481	\$9,892,850	\$2,716,856	\$7,175,994	\$-
CAMBRIDGE- SOMERVILLE- RESURFACING AND RELATED WORK ON ROUTE 28	1: Reliability	608482	\$8,404,200	\$-	\$-	\$5,438,012
CARVER- MIDDLEBOROUGH- BRIDGE REPLACEMENT, C-04-004=M-18-025, ROCHESTER ROAD OVER WEWEANTIC RIVER	1: Reliability	602564	\$642,611	\$-	\$-	\$642,611
CARVER: FAP# STP-002S(743)X ROADWAY RECONSTRUCTION AND RELATED WORK (INCLUDING SIGNALS) ALONG A SECTION OF ROUTE 58 (MAIN STREET) (606007)	1: Reliability	606007	\$4,979,266	\$1,237,395	\$3,741,871	\$-

Project Name	Priority	ID	Total Cost	Prior years	SFY 2017	SFY 2018-2021
CHARLEMONT- ROADWAY RECONSTRUCTION AND VILLAGE CENTER TRAFFIC CALMING ON ROUTE 2, FROM MM 29.5 TO MM 31.0	2: Modernization	606507	\$6,439,105	\$-	\$-	\$6,439,105
CHARLTON- BRIDGE SUPERSTRUCTURE REPAIRS AND RELATED WORK (INCLUDING PAINTING), C-06-03, (STEEL) STAFFORD STREET OVER I-90	1: Reliability	606439	\$2,048,607	\$948,607	\$1,100,000	\$-
CHARLTON- OXFORD- RECONSTRUCTION ON ROUTE 20, FROM RICHARDSON'S CORNER EASTERLY TO ROUTE 12, INCLUDES REHAB OF C-06-023 & REPLACEMENT OF O-06-002	2: Modernization	602659	\$57,426,624	\$-	\$-	\$23,492,710
CHARLTON- SOUTHBRIDGE- RESURFACING & RELATED WORK ON ROUTE 169, FROM ROUTE 20 TO 400 FEET SOUTH OF VINTON STREET	1: Reliability	606662	\$4,024,291	\$113,500	\$3,910,791	\$-
CHATHAM- BRIDGE REPLACEMENT, C-07-001, BRIDGE STREET OVER THE MITCHELL RIVER	1: Reliability	603690	\$14,852,769	\$12,522,769	\$2,330,000	\$-
CHATHAM- IMPROVEMENTS ON MAIN STREET (ROUTE 28), FROM GEORGE RYDER ROAD TO BARN HILL ROAD	2: Modernization	606596	\$3,221,883	\$-	\$-	\$3,221,883
CHATHAM- INTERSECTION IMPROVEMENTS & RELATED WORK AT MAIN STREET (ROUTE 28), DEPOT ROAD, QUEEN ANNE ROAD AND CROWELL ROAD	2: Modernization	607405	\$2,640,000	\$-	\$-	\$1,606,957
CHELMSFORD- BRIDGE DECK REPLACEMENT, C-08-037, ST 4 NORTH STREET OVER I-495	1: Reliability	607506	\$2,376,000	\$-	\$-	\$2,376,000
CHELMSFORD- BRIDGE REPLACEMENT, C-08-039, GORHAM STREET (ST 3A) OVER I-495	1: Reliability	607681	\$17,783,218	\$-	\$-	\$9,278,201
CHELMSFORD- BRIDGE SUPERSTRUCTURE REPLACEMENT, C-08-048 (2LP), HUNT ROAD OVER I-495	1: Reliability	607123	\$5,544,998	\$400,000	\$4,200,000	\$944,998
CHELMSFORD- CONCORD- LOWELL- PEABODY- STORMWATER IMPROVEMENTS ALONG ROUTE 2/ROUTE 2A, ROUTE 128, AND ROUTE 3/ROUTE 3A	1: Reliability	606995	\$983,547	\$-	\$163,924	\$819,622
CHELMSFORD- INTERSECTION IMPROVEMENTS AT ROUTE 129 AND RIVERNECK ROAD	2: Modernization	608344	\$3,352,800	\$-	\$-	\$3,352,800

Project Name	Priority	ID	Total Cost	Prior years	SFY 2017	SFY 2018-2021
CHELMSFORD- INTERSECTION IMPROVEMENTS AT ROUTE 4 & I-495 (EXIT 33)	2: Modernization	607421	\$1,050,299	\$-	\$-	\$1,050,299
CHELMSFORD- TEWKSBURY- INTERSTATE MAINTENANCE & RELATED WORK ON I-495	1: Reliability	606174	\$13,111,856	\$9,311,856	\$3,800,000	\$-
CHELMSFORD- TRAFFIC SIGNAL INSTALLATION AT ROUTE 110 & ROUTE 495 (2 LOCATIONS)	2: Modernization	607401	\$1,155,616	\$-	\$-	\$1,155,616
CHELSEA- REVERE- MALDEN- SAUGUS- RESURFACING & RELATED WORK ON ROUTE 1	1: Reliability	607174	\$15,425,554	\$341,000	\$11,961,554	\$3,123,000
CHELSEA- SILVERLINE/BRT CONSTRUCTION INCLUDES BRIDGE REPLACEMENT, C-09-001, WASHINGTON AVENUE OVER THE MBTA AND B&M RAILROAD	3: Expansion	604428	\$46,477,930	\$18,191,336	\$19,653,271	\$8,633,323
CHELSEA TO DANVERS- GUIDE AND TRAFFIC SIGN REPLACEMENT ON A SECTION OF US ROUTE 1	1: Reliability	608206	\$7,709,400	\$-	\$-	\$7,709,400
CHESTERFIELD- BRIDGE REPLACEMENT, C-12-009, IRELAND STREET OVER WEST BRANCH BRONSON BROOK	1: Reliability	607549	\$3,690,457	\$-	\$-	\$3,690,457
CHESTERFIELD- RESURFACING & RELATED WORK ON ROUTE 143, FROM WORTHINGTON T.L. TO WILLIAMSBURG T.L. (7.7 MI)	1: Reliability	605813	\$6,684,775	\$6,385,580	\$299,195	\$-
CHICOPEE- CHICOPEE RIVER RIVERWALK MULTI-USE PATH CONSTRUCTION, FROM GRAPE STREET TO FRONT STREET (NEAR ELLERTON STREET) (1 MILE)	3: Expansion	602912	\$2,237,157	\$-	\$-	\$2,237,157
CHICOPEE- CONNECTICUT RIVERWALK & BIKEWAY CONSTRUCTION, FROM BOAT RAMP NEAR I-90 TO NASH FIELD (2.5 MILES), INCLUDES NEW BRIDGE C-13-060 OVER OVERFLOW CHANNEL	3: Expansion	602911	\$3,873,320	\$-	\$-	\$3,873,320
CHICOPEE- HOLYOKE- INTERSTATE MAINTENANCE & RELATED WORK ON I-391	1: Reliability	607560	\$11,912,231	\$-	\$-	\$6,670,849
CHICOPEE- RECONSTRUCTION & RELATED WORK ON FULLER ROAD, FROM MEMORIAL DR (RTE 33) TO SHAWINIGAN DR (2.0 MILES)	2: Modernization	604434	\$6,890,400	\$-	\$-	\$6,890,400

Project Name	Priority	ID	Total Cost	Prior years	SFY 2017	SFY 2018-2021
CHICOPEE- SIGNAL & INTERSECTION IMPROVEMENTS AT MEMORIAL DRIVE (ROUTE 33) & BROADWAY	2: Modernization	604435	\$2,661,217	\$2,098,217	\$563,000	\$-
CHICOPEE- SIGNAL & INTERSECTION IMPROVEMENTS AT 11 INTERSECTIONS ALONG ROUTE 33 (MEMORIAL DRIVE), FROM FULLER ROAD TO BRITTON STREET	2: Modernization	607736	\$3,897,800	\$-	\$-	\$3,897,800
CHICOPEE- SPRINGFIELD- INTERSTATE MAINTENANCE & RELATED WORK ON I-291	1: Reliability	608211	\$4,077,216	\$-	\$-	\$4,077,216
CLINTON- RECONSTRUCTION & RELATED WORK ON WATER STREET AND BOLTON ROAD (1.2 MILES)	2: Modernization	604960	\$4,362,004	\$1,792,004	\$2,570,000	\$-
COHASSET- SUPERSTRUCTURE REPLACEMENT & SUBSTRUCTURE REHABILITATION, C-17-002, ATLANTIC AVENUE OVER LITTLE HARBOR INLET	1: Reliability	607345	\$3,901,557	\$-	\$169,633	\$3,731,924
COLRAIN- BRIDGE REPLACEMENT, C-18-020, HEATH ROAD OVER WEST BRANCH NORTH RIVER	1: Reliability	607584	\$2,340,400	\$-	\$-	\$2,340,400
COLRAIN- BRIDGE REPLACEMENT, C-18-028 & NEW CULVERT, C-18-048, ST 112 (JACKSONVILLE ROAD) OVER EAST BRANCH OF NORTH RIVER	1: Reliability	606551	\$10,564,462	\$627,112	\$4,527,350	\$5,410,000
COLRAIN- INTERSECTION IMPROVEMENTS @ MAIN ROAD, JACKSONVILLE ROAD (ROUTE 112) & GREENFIELD ROAD	2: Modernization	607538	\$1,595,000	\$-	\$-	\$1,595,000
Complete Streets	2: Modernization	Created_55	\$50,000,000	\$-	\$500,000	\$49,500,000
CONCORD- BRUCE FREEMAN RAIL TRAIL CONSTRUCTION, FROM COMMONWEALTH AVENUE TO POWDER MILL ROAD, INCLUDES 2 RAILROAD BRIDGES, C-19-036 & C-19-038 AND 1 CULVERT, C-19-015 (PHASE II-C)	3: Expansion	605189	\$7,395,142	\$-	\$321,528	\$7,073,614
CONCORD- LINCOLN- LIMITED ACCESS HIGHWAY IMPROVEMENTS AT ROUTE 2 & 2A, BETWEEN CROSBY'S CORNER & BEDFORD ROAD, INCLUDES C-19-024	2: Modernization	602984	\$45,725,520	\$42,692,621	\$3,032,900	\$-

Project Name	Priority	ID	Total Cost	Prior years	SFY 2017	SFY 2018-2021
CONCORD- RESURFACING & RELATED WORK ON ROUTE 2	1: Reliability	608220	\$1,786,400	\$-	\$-	\$1,786,400
CONCORD- RESURFACING AND RELATED WORK ON ROUTE 2	1: Reliability	608478	\$5,148,000	\$-	\$-	\$3,331,059
CUMMINGTON- BRIDGE MAINTENANCE, C-21-025, ROUTE 9 OVER THE WESTFIELD RIVER	1: Reliability	607939	\$318,120	\$-	\$-	\$318,120
DALTON- BRIDGE MAINTENANCE, D-01-005, ROUTE 8 (MAIN STREET) OVER EAST BRANCH HOUSATONIC RIVER	1: Reliability	607511	\$717,368	\$-	\$358,684	\$358,684
DALTON- RECONSTRUCTION OF HOUSATONIC STREET, FROM ROUTE 8 & 9 TO ROUTE 8	2: Modernization	602280	\$10,558,564	\$758,564	\$5,800,000	\$4,000,000
DANVERS- BRIDGE REPLACEMENT, D-03-018, ST 128 OVER WATERS RIVER	1: Reliability	607954	\$6,315,115	\$-	\$-	\$6,315,115
DANVERS- MEDFORD- STORMWATER IMPROVEMENTS ALONG ROUTE 1, I-95, I-93	1: Reliability	608131	\$2,877,100	\$53,390	\$2,622,710	\$201,000
DANVERS- RECONSTRUCTION OF LIBERTY STREET, FROM WATER/HIGH STREET INTERSECTION TO PAULINE ROAD, INCLUDES D-03-004 & D-03-014 CULVERTS	3: Expansion	601825	\$11,666,894	\$9,526,894	\$2,110,000	\$30,000
DARTMOUTH- IMPROVEMENTS ON GRAND ARMY OF THE REPUBLIC HIGHWAY (U.S. ROUTE 6) AND FAUNCE CORNER ROAD	3: Expansion	605848	\$3,668,687	\$220,940	\$1,625,000	\$1,822,747
DARTMOUTH- NEW BEDFORD- INTERSTATE MAINTENANCE AND RELATED WORK ON I-195	1: Reliability	608377	\$14,907,200	\$-	\$-	\$14,907,200
DARTMOUTH- PADANARAM BRIDGE CAUSEWAY RECONSTRUCTION, D-04-002, BRIDGE STREET OVER APPONAGANSETT RIVER	2: Modernization	603893	\$9,486,353	\$4,266,353	\$4,565,000	\$655,000
DARTMOUTH- REALIGNMENT OF TUCKER ROAD TO ROUTE 6 AND HATHAWAY ROAD, INCLUDING INTERSECTION SIGNALIZATION	3: Expansion	607871	\$4,105,874	\$-	\$-	\$2,503,582
DARTMOUTH- RECONSTRUCTION OF FAUNCE CORNER ROAD & IMPROVEMENTS TO I-195 RAMPS & INTERSECTIONS, INCLUDES REPLACEMENT OF D-04-016 OVER I-195	3: Expansion	600496	\$18,348,187	\$12,706,402	\$5,641,785	\$-
DEDHAM- BRIDGE REPLACEMENT, D-05-003 (33K), NEEDHAM STREET OVER GREAT DITCH	1: Reliability	605883	\$2,845,151	\$725,151	\$1,525,000	\$595,000

Project Name	Priority	ID	Total Cost	Prior years	SFY 2017	SFY 2018-2021
DEDHAM- BRIDGE REPLACEMENT, D-05-033, PROVIDENCE HIGHWAY OVER MOTHER BROOK; FAP NO. NHP-002S(749)X	1: Reliability	604796	\$5,407,741	\$2,349,741	\$2,500,000	\$558,000
DEERFIELD- BERNARDSTON- GREENFIELD- INTERSTATE MAINTENANCE & RELATED WORK ON ROUTE I-91	1: Reliability	607182	\$19,673,738	\$-	\$-	\$8,884,914
DEERFIELD- BRIDGE REHABILITATION, D-06-044 & D-06-045, ROUTE I-91 (NB & SB) OVER THE DEERFIELD RIVER (STILLWATER ROAD AND LOWER ROAD)	1: Reliability	603478	\$37,294,689	\$36,513,689	\$781,000	\$-
DEERFIELD- BRIDGE REPLACEMENT, D-06-023, MCCLELLAN FARM ROAD OVER THE B&M RAILROAD	1: Reliability	602320	\$6,533,888	\$-	\$576,520	\$5,957,369
DEERFIELD- WHATELY- RESURFACING & RELATED WORK ON ROUTES 5 & 10, FROM OLD STATE ROAD TO CONWAY ROAD (1.1 MILES)	2: Modernization	606011	\$2,434,168	\$-	\$-	\$1,861,422
DENNIS- BRIDGE REPLACEMENTS, D-07-001 & D-07-006, UPPER COUNTY ROAD & MAIN STREET (SR 28) OVER SWAN POND RIVER	1: Reliability	605291	\$9,008,505	\$8,929,505	\$79,000	\$-
DENNIS- CORRIDOR AND STREETScape IMPROVEMENTS ON MAIN STREET (ROUTE 28), FROM DENNIS COMMONS DRIVE TO UPPER COUNTY ROAD	2: Modernization	606707	\$5,511,029	\$-	\$-	\$5,511,029
DENNIS- HARWICH- RESURFACING & RELATED WORK ON ROUTE 6	1: Reliability	606179	\$2,621,000	\$5,000	\$2,616,000	\$-
DENNIS- RECONSTRUCTION ON EAST WEST DENNIS ROAD (ROUTE 134) FROM MAIN STREET (ROUTE 28) TO UPPER COUNTY ROAD	2: Modernization	605375	\$3,609,083	\$3,591,083	\$18,000	\$-
DENNIS- YARMOUTH- CAPE COD RAIL TRAIL EXTENSION, INCLUDES REPLACING D-07-015, CCRT OVER ROUTE 134 & Y-01-009, CCRT OVER STATION AVENUE	3: Expansion	604488	\$6,415,830	\$2,320,830	\$4,035,000	\$60,000
DENNIS- YARMOUTH- CONSTRUCTION OF A MULTI-USE PATH OVER THE BASS RIVER, INCLUDES NEW PEDESTRIAN BRIDGE D-07-007=Y-01-010	1: Reliability	607571	\$3,739,217	\$-	\$325,149	\$3,414,067

Project Name	Priority	ID	Total Cost	Prior years	SFY 2017	SFY 2018-2021
DISTRICT 1- ADA RETROFITS AT VARIOUS LOCATIONS	2: Modernization	607035	\$344,942	\$-	\$119,403	\$225,539
DISTRICT 1- ADA RETROFITS AT VARIOUS LOCATIONS	2: Modernization	608225	\$546,855	\$-	\$-	\$546,855
DISTRICT 1- APPLICATION OF REFLECTORIZED PAVEMENT MARKINGS AT VARIOUS LOCATIONS	1: Reliability	607622	\$702,839	\$701,839	\$1,000	\$-
DISTRICT 1- BRIDGE REPAIRS VARIOUS LOCATIONS I-90	1: Reliability	608302	\$2,466,000	\$-	\$-	\$2,466,000
DISTRICT 1- CATCH BASIN CLEANING AT VARIOUS LOCATIONS	1: Reliability	607911	\$427,818	\$367,818	\$60,000	\$-
DISTRICT 1- CRACK SEALING AT VARIOUS LOCATIONS	1: Reliability	607621	\$459,353	\$453,352	\$6,000	\$-
DISTRICT 1- CULVERT AND DRAINAGE REPAIRS AT VARIOUS LOCATIONS ON I-90 (STRUCTURES UNDER 48 INCH DIAMETER)	1: Reliability	607546	\$2,320,000	\$-	\$-	\$2,320,000
DISTRICT 1- CULVERT AND DRAINAGE REPAIRS ON I-90 AT VARIOUS LOCATIONS (STRUCTURES OVER 48 INCH DIAMETER)	1: Reliability	606625	\$3,480,000	\$-	\$-	\$3,480,000
DISTRICT 1- DEMOLITION OF LEGACY TOLL PLAZAS ALONG I-90	1: Reliability	607971	\$26,675,524	\$-	\$8,002,657	\$18,672,867
DISTRICT 1- DISTRICT 2- BORINGS & GEOTECHNICAL TESTING & RELATED WORK AT VARIOUS LOCATIONS	1: Reliability	607530	\$31,339	\$5,617	\$25,722	\$-
DISTRICT 1- DISTRICT 2- SIGNAL UPGRADES WITH FLASHING YELLOW ARROWS AT VARIOUS LOCATIONS (PHASE II)	2: Modernization	608110	\$490,149	\$192,775	\$315,000	\$(17,627)
DISTRICT 1- DRAINAGE REPAIRS AND IMPROVEMENTS AT VARIOUS LOCATIONS	1: Reliability	607603	\$1,299,569	\$1,279,569	\$20,000	\$-
DISTRICT 1- FABRICATION AND INSTALLATION OF OVERHEAD & GROUND MOUNTED GUIDE SIGNS	1: Reliability	607600	\$290,508	\$135,508	\$155,000	\$-
DISTRICT 1- FACILITIES REPAIR AT VARIOUS LOCATIONS	1: Reliability	607605	\$569,377	\$349,377	\$220,000	\$-
DISTRICT 1- GUARD RAIL REPAIRS AND UPGRADES AT VARIOUS LOCATIONS	1: Reliability	607772	\$393,508	\$318,508	\$75,000	\$-

Project Name	Priority	ID	Total Cost	Prior years	SFY 2017	SFY 2018-2021
DISTRICT 1- RESURFACING AT VARIOUS LOCATIONS	1: Reliability	606768	\$9,042,702	\$6,432,747	\$2,609,955	\$-
DISTRICT 1- RESURFACING AT VARIOUS LOCATIONS ON I-90	1: Reliability	607547	\$8,400,000	\$-	\$-	\$5,478,261
DISTRICT 1- ROADWAY REPAIRS AT VARIOUS LOCATIONS	1: Reliability	607602	\$1,913,386	\$1,815,793	\$97,593	\$-
DISTRICT 1- SCHEDULED & EMERGENCY BRIDGE DECK AND JOINT REPAIRS AT VARIOUS LOCATIONS I-90	1: Reliability	607857	\$1,574,852	\$-	\$926,384	\$648,469
DISTRICT 1- SCHEDULED & EMERGENCY SUBSTRUCTURE REPAIRS AT VARIOUS LOCATIONS	1: Reliability	607607	\$2,118,950	\$1,926,393	\$192,557	\$-
DISTRICT 1- SCHEDULED & EMERGENCY SUPERSTRUCTURE REPAIRS AT VARIOUS LOCATIONS	1: Reliability	607639	\$1,563,551	\$632,603	\$930,948	\$-
DISTRICT 1- SCHEDULED AND EMERGENCY BRIDGE DECK AND JOINT REPAIRS AT VARIOUS LOCATIONS	1: Reliability	607625	\$2,525,849	\$1,619,849	\$906,000	\$-
DISTRICT 1- SCHEDULED AND EMERGENCY BRIDGE SUBSTRUCTURE, DECK & JOINT REPAIRS ON I-90 TURNPIKE	1: Reliability	607767	\$3,797,451	\$-	\$2,233,794	\$1,563,656
DISTRICT 1- SIDEWALK REPAIRS AT VARIOUS LOCATIONS	1: Reliability	607601	\$679,403	\$311,329	\$310,056	\$58,019
DISTRICT 1- TRAFFIC MANAGEMENT AT VARIOUS LOCATIONS	1: Reliability	607599	\$202,461	\$152,461	\$50,000	\$-
DISTRICT 1- TRAFFIC SIGNAL BETTERMENT AT VARIOUS LOCATIONS	2: Modernization	607912	\$586,887	\$251,887	\$335,000	\$-
DISTRICT 1- TREE TRIMMING & SIGHT DISTANCE CLEARING AT VARIOUS LOCATIONS	1: Reliability	607606	\$758,750	\$634,305	\$124,445	\$-
DISTRICT 1- VEGETATION SPRAYING AT VARIOUS LOCATIONS ON I-90	1: Reliability	607544	\$102,765	\$46,344	\$35,868	\$20,553
DISTRICT 1- VEGETATIVE SPRAYING ON I-90	1: Reliability	608304	\$162,400	\$-	\$-	\$162,400
DISTRICT 2- ADA RETROFITS AT VARIOUS LOCATIONS	2: Modernization	607036	\$938,880	\$-	\$341,411	\$597,469



Project Name	Priority	ID	Total Cost	Prior years	SFY 2017	SFY 2018-2021
DISTRICT 2- ADA RETROFITS AT VARIOUS LOCATIONS	2: Modernization	608226	\$820,277	\$-	\$-	\$820,277
"DISTRICT 2- ADA RETROFITS AT VARIOUS LOCATIONS "	2: Modernization	607015	\$858,944	\$490,944	\$368,000	\$-
DISTRICT 2- APPLICATION OF REFLECTORIZED PAVEMENT MARKINGS AT VARIOUS LOCATIONS	1: Reliability	607741	\$915,623	\$527,037	\$300,000	\$88,585
DISTRICT 2- BARRIER PIER PROTECTION AT VARIOUS LOCATIONS ON I-90	1: Reliability	608323	\$3,570,339	\$-	\$-	\$3,570,339
DISTRICT 2- BRIDGE DECK & JOINT REPAIRS AT VARIOUS LOCATIONS	1: Reliability	607576	\$2,801,698	\$2,601,000	\$200,698	\$-
DISTRICT 2- BRIDGE SHIELDING INSTALLATION AND SHORING (CRIBBING) TOWER AT VARIOUS LOCATIONS	1: Reliability	607751	\$346,529	\$346,023	\$506	\$-
DISTRICT 2- CATCH BASIN CLEANING AT VARIOUS LOCATIONS	1: Reliability	607612	\$802,754	\$748,754	\$54,000	\$-
DISTRICT 2- DEMOLITION OF LEGACY TOLL PLAZAS ALONG I-90	1: Reliability	607580	\$18,742,335	\$-	\$6,747,240	\$11,995,094
DISTRICT 2- DRAINAGE BETTERMENT & CULVERT REPAIR AT VARIOUS LOCATIONS	1: Reliability	607611	\$3,394,962	\$3,062,317	\$333,000	\$(355)
DISTRICT 2- EMERGENCY REPAIRS TO TRAFFIC SIGNALS AT VARIOUS LOCATIONS	2: Modernization	607503	\$145,279	\$115,279	\$30,000	\$-
DISTRICT 2- FACILITY REPAIR AT VARIOUS LOCATIONS	1: Reliability	607615	\$717,050	\$582,182	\$174,000	\$(39,132)
DISTRICT 2- FENCE REPAIRS & UPGRADES AT VARIOUS LOCATIONS	1: Reliability	607400	\$440,628	\$346,146	\$80,000	\$14,482
DISTRICT 2- GUARDRAIL REPAIRS AT VARIOUS LOCATIONS	1: Reliability	607399	\$1,530,212	\$1,310,308	\$170,000	\$49,904
DISTRICT 2- HIGHWAY LIGHTING REPAIRS AT VARIOUS LOCATIONS	1: Reliability	607279	\$903,004	\$770,314	\$127,690	\$5,000
DISTRICT 2- HOT MIX ASPHALT REPAIRS AT VARIOUS LOCATIONS	1: Reliability	607750	\$847,025	\$597,233	\$249,792	\$-
DISTRICT 2- IMPACT ATTENUATOR REPAIR (CRASH CUSHIONS) AT VARIOUS LOCATIONS	1: Reliability	607283	\$171,345	\$118,961	\$53,000	\$(616)
DISTRICT 2- INSTALLATION OF OVERHEAD & GROUND MOUNTED GUIDE SIGNS	1: Reliability	607278	\$469,282	\$450,282	\$19,000	\$-

Project Name	Priority	ID	Total Cost	Prior years	SFY 2017	SFY 2018-2021
DISTRICT 2- ITS EQUIPMENT MAINTENANCE AT VARIOUS LOCATIONS	2: Modernization	607290	\$138,598	\$100,598	\$38,000	\$-
DISTRICT 2- NON-ROUTINE & EMERGENCY STRUCTURAL REPAIRS AT VARIOUS LOCATIONS	1: Reliability	607577	\$6,844,991	\$5,959,991	\$885,000	\$-
DISTRICT 2- RECONSTRUCTION OF DRAINAGE STRUCTURES AT VARIOUS LOCATIONS	1: Reliability	607613	\$1,646,555	\$1,476,234	\$169,000	\$1,321
DISTRICT 2- RESURFACING & RELATED WORK AT VARIOUS LOCATIONS	1: Reliability	607749	\$2,257,182	\$1,057,182	\$1,200,000	\$-
DISTRICT 2- STRUCTURAL REPAIRS AT VARIOUS LOCATIONS ON I-90	1: Reliability	608322	\$4,148,740	\$-	\$-	\$4,148,740
DISTRICT 2- SUBSTRUCTURE REPAIRS AT VARIOUS LOCATIONS	1: Reliability	607744	\$934,775	\$834,775	\$100,000	\$-
DISTRICT 2- SUBSTRUCTURE REPAIRS AT VARIOUS LOCATIONS ON I-90	1: Reliability	608321	\$2,880,606	\$-	\$-	\$2,880,606
DISTRICT 2- SYSTEMATIC BRIDGE MAINTENANCE AT VARIOUS LOCATIONS	1: Reliability	607468	\$2,471,104	\$1,445,104	\$1,026,000	\$-
DISTRICT 2- SYSTEMATIC BRIDGE MAINTENANCE AT VARIOUS LOCATIONS	1: Reliability	607516	\$1,646,466	\$-	\$387,404	\$1,259,062
DISTRICT 2- SYSTEMATIC BRIDGE MAINTENANCE AT VARIOUS LOCATIONS (2017)	1: Reliability	607517	\$1,650,969	\$-	\$-	\$1,650,969
DISTRICT 2- SYSTEMATIC BRIDGE MAINTENANCE AT VARIOUS LOCATIONS (2018)	1: Reliability	607959	\$1,544,563	\$-	\$-	\$1,544,563
DISTRICT 2- SYSTEMATIC BRIDGE MAINTENANCE AT VARIOUS LOCATIONS (2019)	1: Reliability	608251	\$2,187,900	\$-	\$-	\$2,187,900
DISTRICT 2- SYSTEMATIC BRIDGE MAINTENANCE ON I-391, ROUTE 2, ROUTE 5, ROUTE 9 AND ROUTE 57 CORRIDOR	1: Reliability	607515	\$1,826,560	\$847,560	\$979,000	\$-
DISTRICT 2- TRAFFIC MANAGEMENT AT VARIOUS LOCATIONS	1: Reliability	607617	\$2,029,700	\$1,674,540	\$350,000	\$5,160
DISTRICT 2- TREE REMOVAL & SIGHT DISTANCE CLEARANCE AT VARIOUS LOCATIONS	1: Reliability	607614	\$2,546,363	\$2,152,289	\$445,000	\$(50,927)
DISTRICT 2- VEGETATION MANAGEMENT AT VARIOUS LOCATIONS	1: Reliability	607619	\$123,120	\$110,000	\$13,120	\$-

Project Name	Priority	ID	Total Cost	Prior years	SFY 2017	SFY 2018-2021
DISTRICT 3- ADA RETROFITS AT VARIOUS LOCATIONS	2: Modernization	607038	\$1,267,204	\$-	\$-	\$1,267,204
DISTRICT 3- APPLICATION OF REFLECTORIZED PAVEMENT MARKINGS AT VARIOUS LOCATIONS	1: Reliability	607815	\$1,905,008	\$1,080,008	\$825,000	\$-
DISTRICT 3- BORINGS & GEOTECHNICAL TESTING & RELATED WORK AT VARIOUS LOCATIONS	1: Reliability	607262	\$187,179	\$10,000	\$177,179	\$-
DISTRICT 3- BRIDGE MAINTENANCE AT VARIOUS LOCATIONS	1: Reliability	607905	\$1,491,188	\$-	\$-	\$1,491,188
DISTRICT 3- CLEAN & PAINT STRUCTURAL STEEL BRIDGES ALONG I-90	1: Reliability	607552	\$2,480,000	\$300,000	\$2,180,000	\$-
DISTRICT 3- CONCRETE MEDIAN BARRIER COATING AT VARIOUS LOCATION ON I-90	1: Reliability	608318	\$691,477	\$61,477	\$630,000	\$-
DISTRICT 3- CONCRETE MEDIAN BARRIER COATING AT VARIOUS LOCATIONS ON I-90	1: Reliability	608316	\$615,692	\$-	\$-	\$615,692
DISTRICT 3- DEMOLITION OF LEGACY TOLL PLAZAS ALONG I-90	1: Reliability	607581	\$67,807,129	\$-	\$18,985,996	\$48,821,133
DISTRICT 3- DRAINAGE AND CULVERT REPAIRS AND IMPROVEMENTS	1: Reliability	607811	\$872,000	\$100,000	\$772,000	\$-
DISTRICT 3- DRAINAGE STRUCTURE AND PIPE CLEANING AT VARIOUS LOCATIONS	1: Reliability	607806	\$1,575,106	\$925,106	\$650,000	\$-
DISTRICT 3- DRAINAGE SYSTEM REPAIRS & IMPROVEMENTS AT VARIOUS LOCATIONS	1: Reliability	607662	\$1,776,382	\$1,151,382	\$625,000	\$-
DISTRICT 3- ELASTOMERIC PROTECTIVE COATING APPLICATION TO CONCRETE SURFACES	1: Reliability	607655	\$1,502,520	\$779,114	\$723,406	\$-
DISTRICT 3- EMERGENCY & SCHEDULED SUBSTRUCTURE REPAIRS AT VARIOUS LOCATIONS	1: Reliability	606684	\$2,569,836	\$2,489,214	\$80,622	\$-
DISTRICT 3- FACILITY REPAIRS AT VARIOUS LOCATIONS	1: Reliability	607816	\$576,213	\$301,213	\$275,000	\$-
DISTRICT 3- FENCE REPAIRS AT VARIOUS LOCATIONS	1: Reliability	607807	\$230,722	\$210,722	\$20,000	\$-
DISTRICT 3- GUARDRAIL & END TREATMENT REPAIRS AT VARIOUS LOCATIONS	1: Reliability	607817	\$1,212,105	\$1,385,812	\$(173,708)	\$-

Project Name	Priority	ID	Total Cost	Prior years	SFY 2017	SFY 2018-2021
DISTRICT 3- HIGHWAY LIGHTING AT VARIOUS LOCATIONS	1: Reliability	607427	\$718,069	\$713,069	\$5,000	\$-
DISTRICT 3- HOT MIX ASPHALT PAVEMENT & BERM REPAIRS AT VARIOUS LOCATIONS	1: Reliability	607814	\$4,023,644	\$3,873,644	\$150,000	\$-
DISTRICT 3- IMPROVEMENT AND REFURBISHMENT OF CRASH CUSHIONS AT VARIOUS LOCATIONS	1: Reliability	607812	\$130,230	\$52,230	\$72,000	\$6,000
DISTRICT 3- INSTALLATION OF CCTV CAMERAS AND VMS ON I-290, BETWEEN I-495 AND I-90	2: Modernization	607484	\$2,921,604	\$140,300	\$1,210,000	\$1,571,304
DISTRICT 3- RESURFACING & RELATED WORK AT VARIOUS LOCATIONS (AREA B)	1: Reliability	607666	\$9,780,237	\$9,779,356	\$880	\$-
DISTRICT 3- RESURFACING & RELATED WORK AT VARIOUS LOCATIONS (AREA C)	1: Reliability	607667	\$4,086,220	\$4,086,120	\$100	\$-
DISTRICT 3- SALT SHED REPAIRS AND IMPROVEMENTS AT VARIOUS LOCATIONS	1: Reliability	607808	\$675,393	\$605,393	\$70,000	\$-
"DISTRICT 3- SCHEDULED & EMERGENCY BRIDGE DECK REPAIR AT VARIOUS LOCATIONS"	1: Reliability	607387	\$3,641,475	\$2,562,598	\$1,078,877	\$-
DISTRICT 3- SCHEDULED & EMERGENCY BRIDGE DECK REPAIRS AT VARIOUS LOCATIONS	1: Reliability	607659	\$3,750,821	\$2,871,205	\$879,616	\$-
DISTRICT 3- SCHEDULED & EMERGENCY BRIDGE DECK REPAIRS AT VARIOUS LOCATIONS ALONG I-90	1: Reliability	607554	\$2,422,159	\$1,275,700	\$1,146,459	\$-
DISTRICT 3- SCHEDULED & EMERGENCY BRIDGE DECK REPAIRS AT VARIOUS LOCATIONS ON I-90	1: Reliability	608328	\$2,086,800	\$-	\$758,836	\$1,327,964
DISTRICT 3- SCHEDULED & EMERGENCY BRIDGE DECK REPAIRS AT VARIOUS LOCATIONS ON I-91	1: Reliability	608329	\$3,006,000	\$-	\$-	\$3,006,000
DISTRICT 3- SCHEDULED & EMERGENCY BRIDGE STRUCTURAL AND SUBSTRUCTURAL REPAIRS AND RELATED WORK AT VARIOUS LOCATIONS ALONG I-90	1: Reliability	607555	\$2,303,887	\$10,000	\$1,603,887	\$690,000
DISTRICT 3- SCHEDULED & EMERGENCY BRIDGE STRUCTURAL REPAIRS AT VARIOUS LOCATIONS	1: Reliability	607388	\$4,330,675	\$280,000	\$3,750,000	\$300,675

Project Name	Priority	ID	Total Cost	Prior years	SFY 2017	SFY 2018-2021
DISTRICT 3- SCHEDULED & EMERGENCY STRUCTURAL & SUBSTRUCTURE REPAIRS AT VARIOUS LOCATIONS	1: Reliability	607907	\$2,670,583	\$848,841	\$1,821,742	\$-
DISTRICT 3- SCHEDULED & EMERGENCY TRAFFIC MANAGEMENT AT VARIOUS LOCATIONS	1: Reliability	606680	\$251,955	\$44,098	\$207,857	\$-
DISTRICT 3- SCHEDULED AND EMERGENCY GUARDRAIL REPAIRS AND IMPROVEMENTS AT VARIOUS LOCATIONS ALONG INTERSTATE 90.	1: Reliability	608340	\$957,205	\$60,000	\$657,205	\$240,000
DISTRICT 3- SIGNAL BETTERMENT & RELATED WORK AT VARIOUS LOCATIONS	2: Modernization	607665	\$319,099	\$39,099	\$280,000	\$-
DISTRICT 3- SIGNAL UPGRADES WITH FLASHING YELLOW ARROWS AT VARIOUS LOCATIONS (PHASE II)	2: Modernization	608111	\$399,417	\$87,522	\$200,000	\$111,895
DISTRICT 3- SUBSTRUCTURE AND STRUCTURAL BRIDGE REPAIRS ALONG I-90	1: Reliability	608330	\$3,157,450	\$-	\$-	\$3,157,450
DISTRICT 3- TRAFFIC SIGNAL CONTROLLER CABINET & MISCELLANEOUS MATERIAL PURCHASE & INSTALLATION	2: Modernization	606049	\$2,055,792	\$20,792	\$2,035,000	\$-
DISTRICT 3- TREE CLEARING AND TRIMMING AT VARIOUS LOCATIONS	1: Reliability	607664	\$1,646,369	\$1,046,369	\$600,000	\$-
DISTRICT 3- VEGETATION MANAGEMENT AT VARIOUS LOCATIONS	1: Reliability	607668	\$597,667	\$357,667	\$240,000	\$-
DISTRICT 4- ADA RETROFITS AT VARIOUS LOCATIONS	2: Modernization	607039	\$1,182,720	\$-	\$-	\$1,182,720
DISTRICT 4- APPLICATION OF REFLECTORIZED PAVEMENT MARKINGS AT VARIOUS LOCATIONS	1: Reliability	607451	\$1,253,159	\$1,249,927	\$3,232	\$-
DISTRICT 4- BRIDGE CLEANING & RELATED WORK AT VARIOUS LOCATIONS	1: Reliability	607973	\$534,875	\$350,275	\$184,600	\$-
DISTRICT 4- BRIDGE SUBSTRUCTURE REPAIRS AND RELATED WORK AT VARIOUS LOCATIONS ALONG I-93, I-95 & I-495	1: Reliability	607505	\$2,989,859	\$2,450,584	\$539,275	\$-
DISTRICT 4- DISTRICT 6- IMPLEMENTATION OF FLASHING YELLOW ARROWS	2: Modernization	608269	\$353,344	\$26,671	\$326,673	\$-

Project Name	Priority	ID	Total Cost	Prior years	SFY 2017	SFY 2018-2021
DISTRICT 4- DRAINAGE STRUCTURE & SYSTEMS CLEANING AT VARIOUS LOCATIONS	1: Reliability	607962	\$243,479	\$173,125	\$70,354	\$-
DISTRICT 4- DRAINAGE STRUCTURE CLEANING AT VARIOUS LOCATIONS	1: Reliability	608065	\$488,175	\$95,000	\$373,175	\$20,000
DISTRICT 4- DRAINAGE STRUCTURE RECONSTRUCTION AT VARIOUS LOCATIONS	1: Reliability	608272	\$361,031	\$50,000	\$300,000	\$11,031
DISTRICT 4- DRAINAGE STRUCTURE REPAIRS AT VARIOUS LOCATIONS	1: Reliability	607963	\$890,612	\$890,496	\$116	\$-
DISTRICT 4- FABRICATION & INSTALLATION OF OVERHEAD & GROUND MOUNTED SIGNS AT VARIOUS LOCATIONS	1: Reliability	607593	\$1,027,961	\$578,811	\$449,150	\$-
DISTRICT 4- FACILITY REPAIR & IMPROVEMENT AT VARIOUS LOCATIONS	1: Reliability	607961	\$1,274,029	\$1,238,529	\$35,500	\$-
DISTRICT 4- FENCE REPAIR AT VARIOUS LOCATIONS	1: Reliability	607966	\$171,658	\$101,658	\$50,000	\$20,000
DISTRICT 4- HIGH FRICTION SURFACE TREATMENT AND RELATED WORK AT 3 LOCATIONS	1: Reliability	608152	\$2,318,486	\$397,883	\$1,920,603	\$-
DISTRICT 4- HIGHWAY LIGHTING AT VARIOUS LOCATIONS	1: Reliability	607978	\$1,027,302	\$799,631	\$227,671	\$-
DISTRICT 4- HIGHWAY LIGHTING BRANCH CIRCUIT RE-CABLING, FROM SIX (6) LIGHTING LOAD CENTERS ALONG ROUTE I-95 (128), FROM LEXINGTON TO WOBURN	1: Reliability	607700	\$1,546,981	\$412,654	\$1,134,327	\$-
DISTRICT 4- HIGHWAY SWEEPING AT VARIOUS LOCATIONS	1: Reliability	608064	\$470,612	\$265,132	\$205,480	\$-
DISTRICT 4- IMPACT ATTENUATOR REPAIR AT VARIOUS LOCATIONS	1: Reliability	607592	\$368,894	\$367,266	\$1,627	\$-
DISTRICT 4- ITS CONSTRUCTION ON I-95, FROM EXIT 60 (SALISBURY) TO ROUTE 128 (PEABODY) 25.8 MILES	2: Modernization	608141	\$5,729,167	\$-	\$-	\$2,765,805
DISTRICT 4- PAVEMENT PRESERVATION AT VARIOUS LOCATIONS	1: Reliability	607967	\$1,025,420	\$675,420	\$330,000	\$20,000
DISTRICT 4- RESURFACING & RELATED WORK AT VARIOUS LOCATIONS	1: Reliability	607594	\$6,813,538	\$5,272,532	\$1,541,006	\$-

Project Name	Priority	ID	Total Cost	Prior years	SFY 2017	SFY 2018-2021
DISTRICT 4- RESURFACING & RELATED WORK AT VARIOUS LOCATIONS	1: Reliability	607721	\$3,759,649	\$3,007,696	\$751,953	\$-
DISTRICT 4- RETROREFLECTIVE SIGN UPGRADES ON SECONDARY ROADS	1: Reliability	608398	\$1,311,760	\$-	\$154,325	\$1,157,435
DISTRICT 4- ROADWAY REPAIR AT VARIOUS LOCATIONS	1: Reliability	608040	\$355,929	\$256,851	\$99,077	\$-
DISTRICT 4- SALT SHED IMPROVEMENTS & REPAIR AT VARIOUS LOCATIONS	1: Reliability	607702	\$1,411,466	\$1,266,466	\$145,000	\$-
DISTRICT 4- SCHEDULED & EMERGENCY BRIDGE DECK & JOINT REPAIRS AT VARIOUS LOCATIONS	1: Reliability	607574	\$5,486,380	\$4,948,219	\$538,161	\$-
DISTRICT 4- SCHEDULED & EMERGENCY BRIDGE DECK & JOINT REPAIRS AT VARIOUS LOCATIONS	1: Reliability	607647	\$3,712,762	\$3,712,762	\$(0)	\$-
DISTRICT 4- SCHEDULED & EMERGENCY BRIDGE STRUCTURAL REPAIRS AT VARIOUS LOCATIONS	1: Reliability	605961	\$7,556,005	\$7,551,005	\$5,000	\$-
DISTRICT 4- SCHEDULED & EMERGENCY DRAINAGE REPAIR & IMPROVEMENTS AT VARIOUS LOCATIONS	1: Reliability	607522	\$977,037	\$617,037	\$340,000	\$20,000
DISTRICT 4- SCHEDULED & EMERGENCY DRAWBRIDGE OPERATION AND MAINTENANCE AT VARIOUS LOCATIONS	1: Reliability	607852	\$5,831,861	\$4,691,861	\$1,140,000	\$-
DISTRICT 4- SCHEDULED & EMERGENCY GUARDRAIL REPAIR & IMPROVEMENT AT VARIOUS LOCATIONS	1: Reliability	607964	\$843,346	\$473,346	\$300,000	\$70,000
DISTRICT 4- SCHEDULED & EMERGENCY STRUCTURAL REPAIRS AT VARIOUS LOCATIONS	1: Reliability	607972	\$3,398,967	\$150,000	\$1,961,467	\$1,287,500
DISTRICT 4- SCHEDULED & EMERGENCY SUBSTRUCTURE REPAIRS AT VARIOUS LOCATIONS	1: Reliability	607648	\$3,875,970	\$1,007,946	\$2,868,024	\$-
DISTRICT 4- SCHEDULED & EMERGENCY TRAFFIC MANAGEMENT AT VARIOUS LOCATIONS	1: Reliability	607974	\$552,280	\$97,808	\$254,692	\$199,780

Project Name	Priority	ID	Total Cost	Prior years	SFY 2017	SFY 2018-2021
DISTRICT 4- SIDEWALK REPAIR & IMPROVEMENT AT VARIOUS LOCATIONS	1: Reliability	607965	\$470,200	\$450,200	\$20,000	\$-
DISTRICT 4- SIGNAL UPGRADES WITH FLASHING YELLOW ARROWS AT VARIOUS LOCATIONS (PHASE II)	2: Modernization	608112	\$1,183,178	\$670,800	\$465,500	\$46,878
DISTRICT 4- TRAFFIC SIGNAL BETTERMENT AT VARIOUS LOCATIONS	2: Modernization	607877	\$1,595,114	\$1,552,644	\$42,471	\$-
DISTRICT 4- TRAFFIC SIGNAL CONTROLLER CABINET & MISCELLANEOUS MATERIALS PURCHASE & INSTALLATION	2: Modernization	606054	\$1,771,503	\$1,110,753	\$660,750	\$-
DISTRICT 4- TREE REMOVAL, TRIMMING & SIGHT DISTANCE CLEARING AT VARIOUS LOCATIONS	1: Reliability	607523	\$739,278	\$739,268	\$10	\$-
DISTRICT 4- TREE TRIMMING, TREE REMOVAL & SAFETY SIGHT DISTANCE CLEARING AT VARIOUS LOCATIONS	1: Reliability	607792	\$988,600	\$919,724	\$68,876	\$-
DISTRICT 5- ADA RETROFITS AT VARIOUS LOCATIONS	2: Modernization	607019	\$1,413,020	\$813,020	\$600,000	\$-
DISTRICT 5- ADA RETROFITS AT VARIOUS LOCATIONS	2: Modernization	607041	\$2,042,040	\$-	\$-	\$2,042,040
DISTRICT 5- BORINGS & GEOTECHNICAL TESTING & RELATED WORK AT VARIOUS LOCATIONS	1: Reliability	607467	\$26,789	\$5,160	\$21,629	\$-
DISTRICT 5- BRIDGE CLEANING ALONG I-495, ROUTE 25, ROUTE 6 & ROUTE 28	1: Reliability	607898	\$2,008,518	\$-	\$-	\$2,008,518
DISTRICT 5- BRIDGE CLEANING AND RELATED WORK ALONG I-495 AND ROUTE 6, ROUTE 25 AND ROUTE 28 CORRIDORS	1: Reliability	607509	\$1,818,141	\$309,900	\$970,000	\$538,241
DISTRICT 5- BRIDGE CLEANING AND RELATED WORK ALONG I-95, I-195 AND I-295 CORRIDORS	1: Reliability	607513	\$1,862,414	\$50,000	\$100,000	\$1,712,414
DISTRICT 5- BRIDGE MAINTENANCE AT VARIOUS LOCATIONS ALONG THE ROUTE 24 & ROUTE 3 CORRIDORS	1: Reliability	607514	\$1,878,502	\$-	\$-	\$1,878,502
DISTRICT 5- BRIDGE PRESERVATION ON THE I-95, I-195 AND I-295 CORRIDORS	1: Reliability	608232	\$1,310,178	\$-	\$-	\$1,310,178



Project Name	Priority	ID	Total Cost	Prior years	SFY 2017	SFY 2018-2021
DISTRICT 5- CATCH BASIN AND PIPE CLEANING AT VARIOUS LOCATIONS	1: Reliability	607832	\$881,358	\$635,349	\$246,009	\$-
DISTRICT 5- DISTRICT 6- ITS CONSTRUCTION ON I-95, FROM CANTON TO ATTLEBORO	2: Modernization	608140	\$7,190,142	\$-	\$-	\$7,190,142
DISTRICT 5- DISTRICT 6- SIGNAL UPGRADES WITH FLASHING YELLOW ARROWS AT VARIOUS LOCATIONS (PHASE II)	2: Modernization	608113	\$608,690	\$95,678	\$375,000	\$138,012
DISTRICT 5- DRAINAGE & EROSION REPAIRS AT VARIOUS LOCATIONS	1: Reliability	607726	\$432,830	\$358,429	\$74,401	\$-
DISTRICT 5- DRAINAGE REPAIRS AT VARIOUS LOCATIONS	1: Reliability	607930	\$916,269	\$312,971	\$573,298	\$30,000
DISTRICT 5- DRAWBRIDGE OPERATION, REPAIR & SYSTEMATIC PRESERVATION AT VARIOUS LOCATIONS	1: Reliability	607894	\$4,006,522	\$1,932,162	\$2,074,360	\$-
DISTRICT 5- EMERGENCY & NON-ROUTINE STEEL BEAM REPAIRS AT VARIOUS LOCATIONS	1: Reliability	607897	\$3,122,810	\$906,085	\$1,990,000	\$226,725
DISTRICT 5- EMERGENCY & SCHEDULED INSTALLATION OF BRIDGE SHIELDING	1: Reliability	607896	\$963,600	\$193,715	\$651,285	\$118,600
DISTRICT 5- FABRICATION AND INSTALLATION OF OVERHEAD AND GROUND MOUNTED GUIDE SIGNS AT VARIOUS LOCATIONS	1: Reliability	607828	\$796,487	\$509,000	\$287,487	\$-
DISTRICT 5- FENCE REPAIRS AT VARIOUS LOCATIONS	1: Reliability	607921	\$209,458	\$76,886	\$132,572	\$-
DISTRICT 5- GUIDE & TRAFFIC SIGN REPLACEMENT & RELATED WORK ON A SECTION OF US ROUTE 6 (MID-CAPE HIGHWAY) AND I-195	1: Reliability	607918	\$5,381,709	\$-	\$489,246	\$4,892,463
DISTRICT 5- HAZARDOUS TREE REMOVAL AND TRIMMING AT VARIOUS LOCATIONS (AREA A,B,&C)	1: Reliability	607927	\$1,780,981	\$15,943	\$1,270,000	\$495,038
"DISTRICT 5- INSTALLATION AND REPLACEMENT OF DELINEATOR POSTS AT VARIOUS LOCATIONS "	1: Reliability	607933	\$319,143	\$21,000	\$250,000	\$48,143
DISTRICT 5- ITS CAMERA & VMS CONSTRUCTION ON ROUTE 24, FROM STOUGHTON TO FALL RIVER (37 MILES)	2: Modernization	607483	\$3,665,276	\$155,361	\$3,290,462	\$219,453

Project Name	Priority	ID	Total Cost	Prior years	SFY 2017	SFY 2018-2021
DISTRICT 5- LITTER REMOVAL AT VARIOUS LOCATIONS (AREA D)	1: Reliability	607631	\$274,746	\$169,867	\$104,879	\$-
DISTRICT 5- LITTER REMOVAL SERVICES AT VARIOUS LOCATIONS (AREAS A, B, & C)	1: Reliability	607629	\$641,085	\$492,736	\$148,349	\$-
DISTRICT 5- MAINTENANCE OF STATE ROADWAYS ON MARTHA'S VINEYARD	1: Reliability	607834	\$984,628	\$863,239	\$121,388	\$-
DISTRICT 5- MEDIAN DELINEATION REPLACEMENT ON ROUTE 6, FROM DENNIS T.L. TO ORLEANS T.L.	1: Reliability	605906	\$3,306,857	\$3,301,333	\$5,525	\$-
DISTRICT 5- PAVEMENT REPAIRS AND CRACK SEALING AT VARIOUS LOCATIONS (AREA D)	1: Reliability	607926	\$2,072,000	\$900,000	\$970,000	\$202,000
DISTRICT 5- PAVEMENT REPAIRS AND CRACK SEALING AT VARIOUS LOCATIONS (AREAS A, B & C)	1: Reliability	607925	\$5,792,723	\$3,092,723	\$2,200,000	\$500,000
DISTRICT 5- PAVEMENT REPAIRS AT VARIOUS LOCATIONS	1: Reliability	608039	\$2,333,501	\$2,133,501	\$200,000	\$-
DISTRICT 5- REPAIRS & UPGRADES TO SALT SHED FACILITIES AT VARIOUS LOCATIONS	1: Reliability	607833	\$941,813	\$726,415	\$215,398	\$-
DISTRICT 5- REPAIRS AND INSTALLATION OF SIDEWALKS AT VARIOUS LOCATIONS	1: Reliability	607924	\$935,000	\$50,000	\$885,000	\$-
DISTRICT 5- REPAIRS AND UPGRADES TO GUARDRAIL, CABLE & BARRIER SYSTEMS AT VARIOUS LOCATIONS	1: Reliability	607829	\$729,581	\$593,581	\$136,000	\$-
DISTRICT 5- RETROREFLECTIVE SIGN UPGRADE ON SECONDARY ROADS	1: Reliability	607495	\$1,211,968	\$-	\$285,169	\$926,799
DISTRICT 5- ROADSIDE VEGETATION REMOVAL AT VARIOUS LOCATIONS (AREA D)	1: Reliability	607628	\$746,373	\$631,948	\$114,426	\$-
DISTRICT 5- ROADSIDE VEGETATION REMOVAL AT VARIOUS LOCATIONS (AREAS A,B, & C)	1: Reliability	607627	\$1,579,958	\$1,514,958	\$65,000	\$-
DISTRICT 5- SCHEDULED & EMERGENCY BRIDGE DECK REPAIRS AT VARIOUS LOCATIONS	1: Reliability	606273	\$2,123,863	\$1,948,000	\$175,863	\$-
DISTRICT 5- SCHEDULED & EMERGENCY BRIDGE JOINT REPAIRS AT VARIOUS LOCATIONS	1: Reliability	607389	\$1,984,870	\$1,967,235	\$17,636	\$-

Project Name	Priority	ID	Total Cost	Prior years	SFY 2017	SFY 2018-2021
DISTRICT 5- SCHEDULED & EMERGENCY FACILITY REPAIRS AND UPGRADES AT VARIOUS LOCATIONS	1: Reliability	607923	\$571,308	\$334,086	\$325,000	\$(87,779)
DISTRICT 5- SCHEDULED & EMERGENCY REPAIRS TO IMPACT ATTENUATORS (SAND BARRELS) AT VARIOUS LOCATIONS	1: Reliability	607931	\$165,340	\$20,000	\$130,340	\$15,000
DISTRICT 5- SCHEDULED & EMERGENCY REPAIRS TO IMPACT ATTENUATORS AT VARIOUS LOCATIONS	1: Reliability	607929	\$132,785	\$15,000	\$78,785	\$39,000
DISTRICT 5- SCHEDULED & EMERGENCY STRUCTURAL REPAIRS AT VARIOUS LOCATIONS	1: Reliability	607895	\$3,446,010	\$2,418,270	\$1,027,741	\$-
DISTRICT 5- SCHEDULED & EMERGENCY SUBSTRUCTURE REPAIRS AT VARIOUS LOCATIONS	1: Reliability	607778	\$1,914,616	\$1,160,616	\$754,000	\$-
DISTRICT 5- SCHEDULED & EMERGENCY TEMPORARY TRAFFIC CONTROL DEVICE INSTALLATION AT VARIOUS LOCATIONS	1: Reliability	607831	\$693,912	\$503,912	\$190,000	\$-
DISTRICT 5- SCHEDULED AND EMERGENCY HIGHWAY LIGHTING UPGRADES AT VARIOUS LOCATIONS	1: Reliability	607932	\$371,588	\$175,000	\$150,000	\$46,588
DISTRICT 5- SCHEDULED AND EMERGENCY STRUCTURAL REPAIRS AT VARIOUS LOCATIONS	1: Reliability	607934	\$5,560,474	\$300,000	\$3,200,000	\$2,060,474
DISTRICT 5- STREET SWEEPING AT VARIOUS LOCATIONS	1: Reliability	608268	\$1,005,841	\$608,053	\$397,787	\$-
DISTRICT 5- TRAFFIC SIGNAL CONTROLLER CABINET & MISCELLANEOUS MATERIALS PURCHASE & INSTALLATION	2: Modernization	606055	\$988,241	\$410,077	\$578,164	\$-
DISTRICT 5- TRAFFIC SIGNAL REPAIRS & UPGRADES AT VARIOUS LOCATIONS	2: Modernization	607830	\$709,176	\$306,556	\$402,620	\$-
DISTRICT 5- TREE TRIMMING, SIGHT DISTANCE CLEARING & HAZARDOUS TREE REMOVAL IN MARTHA'S VINEYARD	1: Reliability	607836	\$260,617	\$233,617	\$27,000	\$-
DISTRICT 5- VEGETATION MANAGEMENT AT VARIOUS LOCATIONS	1: Reliability	607838	\$145,025	\$135,000	\$10,025	\$-

Project Name	Priority	ID	Total Cost	Prior years	SFY 2017	SFY 2018-2021
DISTRICT 6 - MISCELLANEOUS OVERHEAD SIGN REPAIRS IN TUNNELS (2014)	1: Reliability	606775	\$763,019	\$663,019	\$100,000	\$-
DISTRICT 6 - STANDPIPE & FIRE SAFETY INSPECTION & TESTING	1: Reliability	606766	\$2,650,530	\$2,615,530	\$35,000	\$-
DISTRICT 6- ADA RETROFITS AT VARIOUS LOCATIONS	2: Modernization	607042	\$1,743,867	\$-	\$-	\$1,743,867
"DISTRICT 6- ADA RETROFITS AT VARIOUS LOCATIONS "	2: Modernization	607020	\$2,747,365	\$1,779,080	\$968,284	\$-
DISTRICT 6- APPLICATION OF PAVEMENT MARKINGS AT VARIOUS LOCATIONS	1: Reliability	607048	\$580,688	\$344,688	\$236,000	\$-
DISTRICT 6- BORING & GEOTECHNICAL TESTING & RELATED WORK AT VARIOUS LOCATIONS	1: Reliability	607310	\$309,356	\$129,194	\$180,162	\$-
DISTRICT 6- BRIDGE DRAINAGE INSTALLATION & REHABILITATION AT VARIOUS LOCATIONS	1: Reliability	607984	\$2,027,840	\$1,120,000	\$717,840	\$190,000
DISTRICT 6- BRIDGE MAINTENANCE AT VARIOUS LOCATIONS ON STATE ROUTE 3	1: Reliability	607499	\$1,915,056	\$-	\$-	\$1,915,056
DISTRICT 6- BRIDGE WASHING AND CLEANING AT VARIOUS LOCATIONS	1: Reliability	607054	\$842,785	\$576,607	\$266,178	\$-
DISTRICT 6- BRIDGE WASHING AND CLEANING AT VARIOUS LOCATIONS	1: Reliability	607077	\$1,172,539	\$-	\$206,919	\$965,621
DISTRICT 6- CLEANING INTAKE EXHAUST CHAMBERS, VENT BUILDINGS, & EGRESS PASSAGEWAYS AT VARIOUS LOCATIONS	1: Reliability	608118	\$336,000	\$-	\$29,217	\$306,783
DISTRICT 6- COMMUNICATIONS UPGRADE ON I-90/I-93	2: Modernization	606848	\$1,722,240	\$-	\$151,962	\$1,570,278
DISTRICT 6- DEMOLITION OF LEGACY TOLL PLAZAS 18, 19 AND 20 ALONG I-90 IN ALLSTON & BRIGHTON	1: Reliability	608509	\$26,136,567	\$-	\$8,712,189	\$17,424,378
DISTRICT 6- DEMOLITION OF LEGACY TOLL PLAZAS 30, 31, AND 37 AT THE SUMNER AND TED WILLIAMS TUNNELS	1: Reliability	608510	\$9,227,950	\$-	\$1,677,809	\$7,550,141
DISTRICT 6- DEMOLITION OF LEGACY TOLL PLAZAS ALONG I-90 INCLUDING NEW BRIDGE W-29-071, RAMP R OVER MWRA AQUEDUCT	1: Reliability	607582	\$22,703,331	\$-	\$4,127,878	\$18,575,452

Project Name	Priority	ID	Total Cost	Prior years	SFY 2017	SFY 2018-2021
"DISTRICT 6- DRAINAGE RECONSTRUCTION AT VARIOUS LOCATIONS "	1: Reliability	607139	\$556,261	\$396,261	\$160,000	\$-
DISTRICT 6- FABRICATION & INSTALLATION OF OVERHEAD AND GROUND MOUNTED GUIDE SIGNS	1: Reliability	606977	\$407,171	\$237,171	\$170,000	\$-
DISTRICT 6- FABRICATION & INSTALLATION OF OVERHEAD AND GROUND MOUNTED GUIDE SIGNS	1: Reliability	606979	\$498,400	\$-	\$86,678	\$411,722
DISTRICT 6- GENERATOR MAINTENANCE AND TESTING AT VARIOUS LOCATIONS	1: Reliability	608116	\$499,450	\$200,000	\$279,450	\$20,000
DISTRICT 6- HIGHWAY LIGHTING REPLACEMENT OR REPAIRS AND ELECTRICAL MAINTENANCE AT VARIOUS LOCATIONS (INCLUDING CRC 17)	1: Reliability	606965	\$5,213,385	\$4,059,870	\$1,153,515	\$-
DISTRICT 6- INSPECT, SERVICE AND REPAIR ELEVATORS AT VARIOUS LOCATIONS	1: Reliability	608300	\$237,105	\$-	\$118,552	\$118,552
DISTRICT 6- INSPECTION, TESTING, MAINTENANCE & REPAIRS OF FIRE DETECTION SYSTEMS AT VARIOUS LOCATIONS	1: Reliability	607465	\$575,942	\$503,942	\$72,000	\$-
DISTRICT 6- INSTALLATION & REFURBISHMENT OF CRASH CUSHION SYSTEMS AT VARIOUS LOCATIONS	1: Reliability	606371	\$849,153	\$454,045	\$395,108	\$-
DISTRICT 6- INSTALLATION OR REHABILITATION OF BRIDGE DRAINAGE SYSTEMS AT VARIOUS LOCATIONS	1: Reliability	607351	\$2,980,707	\$2,552,581	\$428,126	\$-
DISTRICT 6- MAINTENANCE OF MHS COMMUNICATIONS SYSTEMS AT VARIOUS LOCATIONS	2: Modernization	606650	\$991,877	\$891,877	\$100,000	\$-
DISTRICT 6- MAINTENANCE OF MHS COMMUNICATIONS SYSTEMS AT VARIOUS LOCATIONS	2: Modernization	607067	\$1,572,580	\$-	\$491,431	\$1,081,149
DISTRICT 6- MHS SECURITY IMPROVEMENT UPGRADE PROJECT (PHASE 2)	2: Modernization	608246	\$2,484,000	\$-	\$324,000	\$2,160,000
DISTRICT 6- MISCELLANEOUS OVERHEAD SIGN REPAIRS IN TUNNELS	1: Reliability	607092	\$598,108	\$-	\$104,019	\$494,089
DISTRICT 6- REMEDIATION OF EMERGENCY EGRESS RAILING IN TUNNELS	1: Reliability	606850	\$1,932,000	\$-	\$-	\$1,932,000

Project Name	Priority	ID	Total Cost	Prior years	SFY 2017	SFY 2018-2021
"DISTRICT 6- REMEDIATION OF MISCELLANEOUS STEM TO STERN TUNNEL DEFICIENCIES "	1: Reliability	606838	\$1,030,400	\$-	\$-	\$1,030,400
DISTRICT 6- RESURFACING & RELATED WORK AT VARIOUS LOCATIONS (HMA)	1: Reliability	606976	\$16,409,726	\$15,209,719	\$1,200,008	\$-
DISTRICT 6- RESURFACING & RELATED WORK AT VARIOUS LOCATIONS (HMA)	1: Reliability	606973	\$10,647,168	\$7,350,682	\$3,296,485	\$-
DISTRICT 6- RESURFACING & RELATED WORK AT VARIOUS LOCATIONS (HMA)	1: Reliability	607185	\$2,200,000	\$-	\$517,647	\$1,682,353
DISTRICT 6- ROADSIDE BARRIER RECONSTRUCTION & REPAIR AT VARIOUS LOCATIONS	1: Reliability	607196	\$1,749,566	\$-	\$1,076,656	\$672,910
DISTRICT 6- ROADSIDE BARRIER RECONSTRUCTION & REPAIR AT VARIOUS LOCATIONS	1: Reliability	607055	\$1,030,685	\$322,580	\$708,105	\$-
DISTRICT 6- ROADSIDE VEGETATION MANAGEMENT AT VARIOUS LOCATIONS	1: Reliability	608046	\$1,001,992	\$1,000,000	\$1,992	\$-
DISTRICT 6- SCHEDULED & EMERGENCY BRIDGE DECK & JOINT REPAIRS AT VARIOUS LOCATIONS	1: Reliability	606098	\$5,499,291	\$3,341,290	\$2,158,001	\$-
DISTRICT 6- SCHEDULED & EMERGENCY BRIDGE DECK & JOINT REPAIRS AT VARIOUS LOCATIONS	1: Reliability	606992	\$1,178,800	\$-	\$102,504	\$1,076,296
DISTRICT 6- SCHEDULED & EMERGENCY CLEANING OF DRAINAGE STRUCTURES AT VARIOUS LOCATIONS	1: Reliability	607800	\$586,562	\$-	\$263,953	\$322,609
DISTRICT 6- SCHEDULED & EMERGENCY CLEANING OF DRAINAGE STRUCTURES AT VARIOUS LOCATIONS	1: Reliability	607011	\$614,838	\$510,000	\$104,838	\$-
DISTRICT 6- SCHEDULED & EMERGENCY DRAWBRIDGE MAINTENANCE, REPAIR, AND OPERATION AT VARIOUS LOCATIONS	1: Reliability	607728	\$2,068,048	\$1,702,541	\$365,507	\$-
DISTRICT 6- SCHEDULED & EMERGENCY FACILITIES REPAIR AND IMPROVEMENT AT VARIOUS LOCATIONS	1: Reliability	606956	\$417,462	\$277,462	\$140,000	\$-

Project Name	Priority	ID	Total Cost	Prior years	SFY 2017	SFY 2018-2021
DISTRICT 6- SCHEDULED & EMERGENCY FIRE LINE, STANDPIPE, AND HYDRANT REPAIRS AND IMPROVEMENTS AT VARIOUS LOCATIONS	1: Reliability	608130	\$871,710	\$571,710	\$280,000	\$20,000
DISTRICT 6- SCHEDULED & EMERGENCY GUARDRAIL & FENCE REFURBISHMENT & SNOW FENCE INSTALLATION AT VARIOUS LOCATIONS	1: Reliability	606094	\$1,875,737	\$-	\$441,350	\$1,434,387
DISTRICT 6- SCHEDULED & EMERGENCY GUARDRAIL & FENCE REFURBISHMENT & SNOW FENCE INSTALLATION AT VARIOUS LOCATIONS	1: Reliability	606971	\$6,555,744	\$5,486,412	\$1,069,332	\$-
DISTRICT 6- SCHEDULED & EMERGENCY STRUCTURAL & SUBSTRUCTURE REPAIRS AT VARIOUS LOCATIONS	1: Reliability	606095	\$8,888,995	\$681,873	\$5,300,000	\$2,907,122
DISTRICT 6- SCHEDULED & EMERGENCY TRAFFIC CONTROL AND SETUPS AT VARIOUS LOCATIONS	1: Reliability	607027	\$134,117	\$1,600	\$130,917	\$1,600
DISTRICT 6- SCHEDULED & EMERGENCY TRAFFIC SIGNAL REPAIRS AT VARIOUS LOCATIONS	2: Modernization	606966	\$1,166,172	\$20,000	\$846,172	\$300,000
DISTRICT 6- SCHEDULED & EMERGENCY TRAFFIC SIGNAL REPAIRS AT VARIOUS LOCATIONS	2: Modernization	606972	\$1,479,093	\$1,477,093	\$2,000	\$-
DISTRICT 6- SCHEDULED AND EMERGENCY MECHANICAL AND MILLWRIGHT SERVICES AT VARIOUS LOCATIONS	1: Reliability	608107	\$1,428,000	\$858,000	\$500,000	\$70,000
DISTRICT 6- SCHEDULED AND EMERGENCY MECHANICAL AND MILLWRIGHT SERVICES AT VARIOUS LOCATIONS	1: Reliability	608114	\$1,160,000	\$-	\$-	\$1,160,000
DISTRICT 6- STANDPIPE & FIRE SAFETY INSPECTION, TESTING AND REPAIRS	1: Reliability	607045	\$1,634,070	\$979,150	\$465,000	\$189,920
DISTRICT 6- TREE TRIMMING & SIGHT DISTANCE IMPROVEMENT AT VARIOUS LOCATIONS	1: Reliability	606987	\$205,200	\$-	\$35,687	\$169,513
DISTRICT 6- TREE TRIMMING & SIGHT DISTANCE IMPROVEMENT AT VARIOUS LOCATIONS	1: Reliability	607008	\$786,881	\$736,881	\$50,000	\$-
DOUGLAS- RESURFACING AND RELATED WORK ON WEBSTER STREET (ROUTE 16), FROM T.L. (MM 2.8) TO MAIN STREET (MM 6.9)	1: Reliability	608168	\$2,404,885	\$-	\$141,464	\$2,263,422

Project Name	Priority	ID	Total Cost	Prior years	SFY 2017	SFY 2018-2021
DRACUT- IMPROVEMENTS ON NASHUA ROAD	2: Modernization	608350	\$6,072,000	\$-	\$-	\$6,072,000
DUDLEY- BRIDGE DEMOLITION, D-12-009, CARPENTER ROAD OVER QUINNEBAUG RAIL TRAIL	1: Reliability	607113	\$548,574	\$-	\$91,429	\$457,145
DUDLEY- ROADWAY RECONSTRUCTION AND RELATED WORK ALONG A SECTION OF CENTER ROAD; FAP NO. STP-002S(718)X	2: Modernization	605390	\$2,313,866	\$1,711,644	\$602,222	\$-
DUDLEY- SIGN AND PAVEMENT MARKING INSTALLATION AND UPGRADES AND RELATED WORK ON DRESSER HILL ROAD (ROUTE 31), FROM STATE LINE (MM 0.0) TO TOWN LINE (MM 4.1)	1: Reliability	608169	\$342,126	\$-	\$136,850	\$205,276
DUXBURY- INTERSECTION IMPROVEMENTS @ KINGSTOWN WAY (ROUTE 53) & WINTER STREET	2: Modernization	603462	\$1,234,839	\$934,839	\$300,000	\$-
EAST BROOKFIELD- BRIDGE REPLACEMENT, E-02-001, SOUTH POND ROAD OVER SOUTH POND INLET	1: Reliability	608190	\$1,980,000	\$-	\$-	\$1,807,826
EASTHAMPTON- NORTHAMPTON- INTERSTATE MAINTENANCE & RELATED WORK ON I-91 FROM MM 21.2 TO MM 26.9 IN BOTH DIRECTIONS (6.1 MILES)	1: Reliability	606582	\$13,914,134	\$7,767,134	\$6,147,000	\$-
EASTON- CORRIDOR IMPROVEMENTS ON DEPOT STREET (ROUTE 123), FROM NEWELL CIRCLE TO WASHINGTON STREET (ROUTE 138)	2: Modernization	607217	\$7,410,128	\$-	\$-	\$3,577,303
EASTON- INTERSECTION IMPROVEMENTS AT WASHINGTON STREET (ROUTE 138) AND UNION STREET	2: Modernization	607438	\$875,300	\$-	\$-	\$875,300
EASTON- SIGNAL & INTERSECTION IMPROVEMENTS @ ROUTE 138 (TURNPIKE STREET) AND ROUTE 106 (FOUNDRY STREET)	2: Modernization	606071	\$1,609,985	\$1,041,789	\$568,196	\$-
EDGARTOWN- OAK BLUFFS- TISBURY- DRAINAGE IMPROVEMENTS & RELATED WORK ON EDGARTOWN/VINEYARD HAVEN ROAD	2: Modernization	607586	\$1,621,995	\$-	\$-	\$1,621,995
Environmental Services	1: Reliability	Created_5	\$21,571,073	\$-	\$4,314,215	\$17,256,859



Project Name	Priority	ID	Total Cost	Prior years	SFY 2017	SFY 2018-2021
ERVING- INTERSECTION IMPROVEMENTS AT ROUTE 2 & 2A	2: Modernization	607246	\$645,361	\$126,633	\$518,728	\$-
ERVING- STREETScape & PEDESTRIAN IMPROVEMENTS ON ROUTE 63, FROM RIVER STREET TO 1,200 FT. NORTH OF LILLIAN WAY (1 MILE)	2: Modernization	607253	\$332,155	\$-	\$-	\$332,155
EVERETT- IMPROVEMENTS AT MADELAINE ENGLISH (SRTS)	2: Modernization	607998	\$664,047	\$-	\$73,783	\$590,264
EVERETT- MEDFORD- BRIDGE REPLACEMENTS, REVERE BEACH PARKWAY (ROUTE 16), E-12-004=M-12-018 OVER THE MALDEN RIVER (WOODS MEMORIAL BRIDGE) & M-12-017 OVER MBTA AND RIVERS EDGE DRIVE	1: Reliability	604660	\$75,335,965	\$8,485,965	\$19,900,000	\$46,950,000
EVERETT- RECONSTRUCTION OF FERRY STREET, SOUTH FERRY STREET AND A PORTION OF ELM STREET	2: Modernization	607652	\$7,669,200	\$-	\$-	\$7,669,200
Facilities - Cap Adjustment	1: Reliability	Created_9	\$6,220,943	\$-	\$-	\$6,220,943
FAIRHAVEN- RESURFACING & RELATED WORK ON ROUTE 6 (HUTTLESTON AVENUE), FROM EAST OF ADAMS STREET TO EAST OF SHAW ROAD AT FAIRHAVEN/MATTAPOISETT T.L.	1: Reliability	605692	\$4,561,007	\$4,491,007	\$70,000	\$-
"FAIRHAVEN- STORMWATER IMPROVEMENTS ALONG ROUTE 240 AND ROUTE 6"	1: Reliability	608215	\$228,659	\$-	\$-	\$228,659
FALL RIVER- BRIDGE DECK REPLACEMENT. F-02-040, AIRPORT ROAD OVER STATE ROUTE 24	1: Reliability	607537	\$2,451,532	\$-	\$106,588	\$2,344,943
FALL RIVER- CLEANING, PAINTING & REPAIRING 14 STEEL BRIDGES ON/OVER ROUTE 79, ROUTE 24 & I-195	1: Reliability	606020	\$20,022,000	\$-	\$-	\$4,711,059
FALL RIVER- CORRIDOR IMPROVEMENTS ON ROUTE 79/DAVOL STREET	2: Modernization	608049	\$81,290,000	\$-	\$-	\$16,559,074
FALL RIVER- INTERCHANGE IMPROVEMENTS AT ROUTE I-195/ROUTE 79/ROUTE 138 INCLUDING BRAGA BRIDGE PHASE 2 CLEANING/PAINTING AND STRUCTURAL REPAIRS	1: Reliability	605223	\$230,449,155	\$195,328,392	\$34,970,762	\$150,000

Project Name	Priority	ID	Total Cost	Prior years	SFY 2017	SFY 2018-2021
FALL RIVER- NEW BEDFORD- BRIDGE REPLACEMENTS, F-02-091, COUNTRY CLUB ROAD OVER MAC RR, F-02-029, MAC RR OVER BROWNELL STREET, F-02-030, MAC RR OVER PRESIDENT AVENUE, & N-06-024, MAC RR OVER ROUTE 18 & WAMSUTTA STREET	3: Expansion	607730	\$45,030,969	\$22,920,969	\$22,110,000	\$-
FALL RIVER- RESURFACING AND RELATED WORK ON ROUTE 24 (EXCLUDES MM 3.9-4.5)	1: Reliability	608223	\$9,035,136	\$-	\$-	\$5,059,676
FALL RIVER- SUPERSTRUCTURE REPLACEMENT, F-02-052, HERMAN STREET OVER ROUTE 79	1: Reliability	606386	\$2,918,399	\$2,917,399	\$1,000	\$-
FALL RIVER TO RANDOLPH- GUIDE & TRAFFIC SIGN REPLACEMENT ON A SECTION OF ROUTE 24	1: Reliability	607916	\$9,282,132	\$-	\$-	\$9,282,132
FALMOUTH- INTERSECTION IMPROVEMENTS & RELATED WORK AT NORTH FALMOUTH HIGHWAY (ROUTE 28A),NATHAN ELLIS HIGHWAY (ROUTE 151) AND COUNTY ROAD	2: Modernization	607444	\$2,200,677	\$-	\$-	\$2,200,677
FALMOUTH- INTERSECTION IMPROVEMENTS AT EAST FALMOUTH HIGHWAY (ROUTE 28), DAVISVILLE ROAD & OLD MEETINGHOUSE ROAD AND INTERSECTION IMPROVEMENTS AT TEATICKET HIGHWAY (ROUTE 28) AND JONES ROAD/WORCESTER COURT	2: Modernization	605671	\$2,914,607	\$2,215,769	\$698,838	\$-
FEDERAL AID BRIDGE PROGRAM, YEAR 2020, FOR CIP POLICY DEVELOPMENT PURPOSES ONLY	1: Reliability	608370	\$105,873,667	\$-	\$-	\$7,301,632
FITCHBURG- BRIDGE REHABILITATION, F-04-010, RIVER STREET (ST 31) OVER NORTH NASHUA RIVER	1: Reliability	607680	\$3,468,175	\$-	\$-	\$2,391,845
FITCHBURG- BRIDGE REPLACEMENT, F-04-003, STATE ROUTE 31 OVER PHILLIPS BROOK	1: Reliability	605094	\$5,038,222	\$-	\$-	\$5,038,222
FITCHBURG- LEOMINSTER- RAIL TRAIL CONSTRUCTION (TWIN CITIES RAIL TRAIL)	3: Expansion	608193	\$12,276,000	\$-	\$-	\$10,109,647

Project Name	Priority	ID	Total Cost	Prior years	SFY 2017	SFY 2018-2021
FITCHBURG- LUNENBURG- LEOMINSTER- RECONSTRUCTION OF SUMMER STREET AND NORTH STREET	2: Modernization	606124	\$10,629,246	\$-	\$-	\$10,629,246
FITCHBURG- SAFE ROUTES TO SCHOOLS (SOUTH STREET ELEMENTARY SCHOOL)	2: Modernization	607242	\$1,479,821	\$-	\$269,058	\$1,210,762
FLORIDA- BRIDGE REPLACEMENT, F-05-002, SOUTH COUNTY ROAD OVER THE COLD RIVER	1: Reliability	607116	\$1,631,279	\$-	\$141,850	\$1,489,428
FOXBOROUGH- WALPOLE- RESURFACING AND RELATED WORK ON ROUTE 1	1: Reliability	608480	\$9,190,800	\$-	\$-	\$5,946,988
FRAMINGHAM- BRIDGE BETTERMENT, F-07-045, I-90 OVER MDC RESERVOIR	1: Reliability	606091	\$6,981,267	\$-	\$2,327,089	\$4,654,178
FRAMINGHAM- BRIDGE REPLACEMENT, F-07-001, ROUTE 9 (WORCESTER ROAD) OVER RESERVOIR OUTLET	1: Reliability	605228	\$8,909,353	\$7,694,353	\$1,215,000	\$-
FRAMINGHAM- BRIDGE REPLACEMENT, F-07-009, CENTRAL STREET OVER SUDBURY RIVER, INCLUDES REHAB OF WICKFORD ROAD BRIDGE, F-07-064	1: Reliability	602839	\$4,955,392	\$4,835,392	\$120,000	\$-
FRAMINGHAM- BRIDGE REPLACEMENT, F-07-015, WINTER STREET OVER MBTA, AMTRAK & CSX RAILROAD	1: Reliability	603710	\$9,395,767	\$2,915,517	\$4,550,000	\$1,930,250
FRAMINGHAM- CLEANING AND PAINTING 2 BRIDGES OVER I-90 ON INTERCHANGE 12 AND GROVE STREET	1: Reliability	608333	\$1,021,162	\$-	\$-	\$1,021,162
FRAMINGHAM- DECK, JOINT & SUBSTRUCTURE REPAIRS ON F-07-018, MOUNT WAYTE AVENUE OVER MBTA/CSX	1: Reliability	607910	\$563,180	\$263,180	\$300,000	\$-
FRAMINGHAM- NATICK- ADAPTIVE SIGNAL CONTROL ON ROUTE 9 (WORCESTER ROAD)	2: Modernization	608281	\$148,500	\$-	\$17,471	\$131,029
FRAMINGHAM- NATICK- COCHITUATE RAIL TRAIL CONSTRUCTION INCLUDING PEDESTRIAN BRIDGE, N-03-014, OVER ROUTE 9 & F-07-033=N-03-029 OVER ROUTE 30	3: Expansion	607732	\$8,247,294	\$-	\$-	\$8,247,294
FRAMINGHAM- RECONSTRUCTION OF ROUTE 126 (CONCORD STREET)	2: Modernization	606209	\$7,618,264	\$5,230,414	\$2,387,850	\$-

Project Name	Priority	ID	Total Cost	Prior years	SFY 2017	SFY 2018-2021
FRANKLIN- PEDESTRIAN BRIDGE CONSTRUCTION, F-08-005, OLD SR 140 OVER MBTA/CSX	1: Reliability	607273	\$1,450,903	\$74,992	\$1,165,000	\$210,911
FRANKLIN- RECONSTRUCTION OF ROUTE 140, MAIN STREET & EMMONS STREET (DOWNTOWN ENHANCEMENTS) INCLUDES REHAB OF F-08-007 OVER MBTA	2: Modernization	604988	\$6,156,738	\$4,916,246	\$1,240,492	\$-
FRANKLIN- WRENTHAM- PLAINVILLE- FOXBOROUGH- MANSFIELD- INTERSTATE MAINTENANCE & RELATED WORK ON I-495 (NB & SB)	1: Reliability	606176	\$6,983,102	\$-	\$2,685,808	\$4,297,293
GARDNER- BIKE PATH CONSTRUCTION, NORTH CENTRAL PATHWAY (PHASE VI)	3: Expansion	607347	\$812,848	\$-	\$-	\$812,848
GARDNER- LEOMINSTER- STERLING- INTERSECTION IMPROVEMENTS AT 3 LOCATIONS	2: Modernization	608188	\$542,300	\$-	\$-	\$542,300
GARDNER- RESURFACING & RELATED WORK ON MATTHEW STREET	2: Modernization	607252	\$1,838,091	\$-	\$-	\$1,838,091
GARDNER- SHREWSBURY- STORMWATER IMPROVEMENTS ALONG ROUTE 68 AND ROUTE 70	1: Reliability	608060	\$627,166	\$206,661	\$420,506	\$-
GARDNER- SUPERSTRUCTURE REPLACEMENT, G-01-008, PLEASANT STREET OVER THE B&M RAILROAD	1: Reliability	603513	\$1,838,716	\$-	\$-	\$1,838,716
GEORGETOWN- NEWBURY- BORDER TO BOSTON TRAIL (NORTHERN GEORGETOWN TO BYFIELD SECTION)	3: Expansion	607542	\$4,565,605	\$-	\$-	\$3,759,910
GEORGETOWN- NEWBURY- WEST NEWBURY- NEWBURYPORT- INTERSTATE MAINTENANCE & RELATED WORK ON I-95	1: Reliability	606549	\$17,479,802	\$5,052,502	\$8,447,300	\$3,980,000
GILL- MONTAGUE- BRIDGE REHABILITATION, G-04-010=M-28-031, AVENUE A OVER CONNECTICUT RIVER & REPAIR OF G-12-020=M-28-001, MONTAGUE CITY ROAD OVER THE CONNECTICUT RIVER	1: Reliability	601585	\$47,368,959	\$47,318,959	\$50,000	\$-

Project Name	Priority	ID	Total Cost	Prior years	SFY 2017	SFY 2018-2021
GRAFTON- MILLBURY- RESURFACING AND RELATED WORK ON I-90	1: Reliability	606290	\$20,451,306	\$-	\$5,937,476	\$14,513,830
GRANBY- SOUTH HADLEY- RESURFACING & RELATED WORK ON ROUTE 202, FROM LYMAN STREET SOUTH HADLEY TO PLEASANT STREET GRANBY (2 MILES)	1: Reliability	607474	\$1,921,920	\$-	\$-	\$1,921,920
GREAT BARRINGTON- BRIDGE REPLACEMENT, G-11-005, SR 183 (PARK STREET) OVER HOUSATONIC RIVER	1: Reliability	605299	\$4,612,308	\$-	\$1,257,902	\$3,354,406
GREAT BARRINGTON- INTERSECTION & SIGNAL IMPROVEMENTS ON US 7 (SOUTH MAIN STREET) AT SR 23 & SR 41 (MAPLE AVENUE)	2: Modernization	607756	\$580,800	\$-	\$-	\$580,800
GREENFIELD- BRIDGE REPLACEMENT, G-12-006, NASH'S MILL ROAD OVER GREEN RIVER	1: Reliability	608235	\$2,874,220	\$-	\$-	\$2,874,220
GREENFIELD- INTERSECTION IMPROVEMENTS AT ROUTE 5/10 & CHEAPSIDE STREET	2: Modernization	607222	\$562,800	\$218,700	\$344,100	\$-
GREENFIELD- MONTAGUE- BRIDGE REHABILITATION, G-12-020=M-28-001, MONTAGUE CITY ROAD OVER CONNECTICUT RIVER (GENERAL PIERCE BR)	1: Reliability	601186	\$22,010,890	\$-	\$-	\$15,179,924
GROVELAND- REHABILITATION OF ROUTE 97 (SCHOOL STREET & SALEM STREET)	2: Modernization	605114	\$5,918,871	\$127,678	\$5,116,194	\$675,000
HADLEY- SIGNAL & INTERSECTION IMPROVEMENTS AT ROUTE 9 (RUSSELL STREET) & ROUTE 47 (MIDDLE STREET)	2: Modernization	604035	\$3,136,392	\$352,392	\$2,589,000	\$195,000
HANOVER- RECONSTRUCTION OF WASHINGTON STREET (ROUTE 53) & RELATED WORK, FROM THE ROUTE 3 (NB) RAMP TO WEBSTER STREET (ROUTE 123)	2: Modernization	602602	\$1,434,445	\$383,437	\$1,051,007	\$-
HARWICH- BREWSTER- ORLEANS- RESURFACING AND RELATED WORK ON ROUTE 6	1: Reliability	608201	\$7,339,774	\$-	\$-	\$7,339,774
HAVERHILL- IMPROVEMENTS ON MAIN STREET (ROUTE 125)	2: Modernization	606161	\$3,625,099	\$-	\$402,789	\$3,222,311

Project Name	Priority	ID	Total Cost	Prior years	SFY 2017	SFY 2018-2021
HAVERHILL- MERRIMAC- AMESBURY- TRAFFIC & GUIDE SIGN REPLACEMENT ON A SECTION OF I-495	1: Reliability	608187	\$4,958,187	\$-	\$-	\$2,802,454
HAVERHILL- PEABODY- BRIDGE STEEL PAINTING AND REPAIRS OF SUBSTRUCTURE ELEMENTS, H-12-057 (2RR & 2RT) & P-03-037 (31T)	1: Reliability	607649	\$2,865,053	\$2,141,450	\$723,602	\$-
HAVERHILL- RECONSTRUCTION ON ROUTE 97 (BROADWAY), FROM SILVER BIRCH LANE TO RESEARCH DRIVE	2: Modernization	607573	\$7,006,310	\$-	\$-	\$7,006,310
HAVERHILL- RIVERWALK CONSTRUCTION (BRADFORD SECTION), FROM ROUTE 125 TO COUNTY ROAD	3: Expansion	605720	\$2,682,818	\$669,418	\$2,013,400	\$-
HAVERHILL- SUPERSTRUCTURE REPLACEMENT, H-12-039, I-495 (NB & SB) OVER MERRIMACK RIVER	1: Reliability	605306	\$60,223,040	\$-	\$-	\$34,039,110
HAWLEY- BRIDGE REPLACEMENT, H-13-003, SAVOY ROAD OVER THE CHICKLEY RIVER	1: Reliability	607117	\$1,733,997	\$360,971	\$1,373,026	\$-
HEATH- BRIDGE REPLACEMENT, H-14-001, SR 8A (JACKSONVILLE STREET) OVER MILL BROOK	1: Reliability	607671	\$1,377,319	\$-	\$-	\$1,377,319
HEATH- BRIDGE REPLACEMENT, H-14-009, SADOGA ROAD OVER THE BURRINGTON BROOK	1: Reliability	607118	\$986,076	\$-	\$281,736	\$704,340
"HIGHWAY LIGHTING UPGRADES AND IMPROVEMENT ALONG INTERSTATE 495 AT 4 INTERCHANGES WITH ROUTES 117, 111, 9 AND INTERSTATE 290 – FA # STP-495-5(082)X"	1: Reliability	603939	\$1,862,664	\$1,163,432	\$699,232	\$-
Highway Operations	1: Reliability	Created_6	\$132,702,448	\$-	\$26,531,310	\$101,849,583
Highway Ops - Capital Equip	1: Reliability	Created_7	\$2,000,000	\$-	\$2,000,000	\$-
Highway Safety	1: Reliability	Created_8	\$1,278,285	\$-	\$255,657	\$1,022,628
HINGHAM- INTERSECTION IMPROVEMENTS AT DERBY STREET, WHITING STREET (ROUTE 53) AND GARDNER STREET.	2: Modernization	600518	\$2,639,327	\$-	\$-	\$2,639,327
HINGHAM- RECONSTRUCTION & RELATED WORK ON DERBY STREET, FROM POND PARK ROAD TO CUSHING STREET	2: Modernization	607309	\$5,075,747	\$-	\$-	\$5,075,747

Project Name	Priority	ID	Total Cost	Prior years	SFY 2017	SFY 2018-2021
HOLDEN- BRIDGE REPLACEMENT, H-18-020, RIVER STREET OVER QUINAPOXET RIVER	1: Reliability	604675	\$1,509,732	\$409,732	\$1,100,000	\$-
HOLYOKE- BRIDGE REPLACEMENT, H-21-018, LYMAN STREET OVER FIRST LEVEL CANAL	1: Reliability	600936	\$13,051,375	\$-	\$-	\$12,119,134
HOLYOKE- IMPROVEMENTS TO LOWER WESTFIELD ROAD ON I-91 (INTERCHANGE 15)	2: Modernization	606903	\$1,097,250	\$-	\$-	\$1,097,250
HOLYOKE- RECONSTRUCTION OF I-91 INTERCHANGE 17 & ROUTE 141	2: Modernization	606156	\$2,694,000	\$-	\$-	\$1,300,552
HOLYOKE- RESURFACING & RELATED WORK ON HERITAGE STREET, FRONT STREET & DWIGHT STREET FROM MAPLE ST TO THE 1ST LEVEL CANAL (.54 MILES)	2: Modernization	607256	\$3,246,566	\$-	\$-	\$3,246,566
HOLYOKE- TRAFFIC SIGNAL UPGRADES AT 15 INTERSECTIONS ALONG HIGH & MAPLE STREETS	2: Modernization	606450	\$3,529,200	\$-	\$-	\$3,529,200
LOWELL- PEDESTRIAN WALKWAY & BICYCLE CONNECTION AT PAWTUCKET FALLS OVERLOOK, FROM VANDENBERG ESPLANADE TO SCHOOL STREET	3: Expansion	607885	\$2,465,430	\$-	\$-	\$2,465,430
LOWELL- RECONSTRUCTION & RELATED WORK ON VFW HIGHWAY	2: Modernization	605966	\$6,380,000	\$-	\$-	\$6,380,000
LOWELL- RESURFACING & RELATED WORK ON ROUTE 113	1: Reliability	607706	\$1,069,294	\$839,294	\$230,000	\$-
LOWELL- SIGNAL & INTERSECTION IMPROVEMENTS AT VFW HIGHWAY, BRIDGE STREET & LAKEVIEW AVENUE	2: Modernization	604964	\$3,128,327	\$2,763,327	\$365,000	\$-
LUDLOW- PALMER- WILBRAHAM- RESURFACING, GUARDRAIL & RELATED WORK ON I-90 (MM 55 TO MM 60)	1: Reliability	606595	\$7,398,000	\$-	\$-	\$5,468,087
LUDLOW- RECONSTRUCTION OF CENTER STREET (ROUTE 21), FROM 35' WEST OF BEACHSIDE DRIVE WESTERLY TO GAS LINE BESIDE MTA OVERPASS (3,500 FEET)	2: Modernization	605011	\$6,115,880	\$-	\$-	\$6,115,880
LUDLOW- WILBRAHAM- BRIDGE PRESERVATION, L-16-002=W-35-002 (OMA), EAST STREET OVER THE CHICOPEE RIVER	1: Reliability	608252	\$2,238,041	\$-	\$291,918	\$1,946,123

Project Name	Priority	ID	Total Cost	Prior years	SFY 2017	SFY 2018-2021
HOLYOKE- WEST SPRINGFIELD- REHABILITATION OF ROUTE 5 (RIVERDALE ROAD), FROM I-91 (INTERCHANGE 13) TO MAIN STREET IN HOLYOKE & FROM ELM STREET TO NORTH ELM STREET IN WEST SPRINGFIELD (3.2 MILES)	2: Modernization	604209	\$4,929,800	\$-	\$-	\$4,929,800
HOLYOKE- WEST SPRINGFIELD- SUPERSTRUCTURE REPLACEMENT ON I-91: H-21-058=W-21-039 (SB), W-21-037 (NB), W-21-038 (SB) & W-21-042 & BRIDGE PRESERVATION OF W-21-040	1: Reliability	606467	\$35,750,000	\$-	\$-	\$24,655,172
HOPEDALE- MILFORD- RESURFACING & INTERSECTION IMPROVEMENTS ON ROUTE 16 (MAIN STREET), FROM WATER STREET WEST TO APPROXIMATELY 120 FEET WEST OF THE MILFORD/HOPEDALE T.I. AND THE INTERSECTION OF ROUTE 140.	2: Modernization	607428	\$2,742,983	\$-	\$-	\$2,258,927
HOPEDALE- UXBRIDGE- STORMWATER IMPROVEMENTS ALONG ROUTE 140 AND ROUTE 146	1: Reliability	608133	\$944,593	\$-	\$944,593	\$-
HOPKINTON- CONSTRUCTION & RELOCATION OF RESEARCH AND MATERIAL LABORATORY FROM SOUTH BOSTON	1: Reliability	602874	\$30,307,342	\$18,307,342	\$12,000,000	\$-
HOPKINTON- SIGNAL & INTERSECTION IMPROVEMENTS ON ROUTE 135	2: Modernization	606043	\$8,778,000	\$-	\$-	\$4,237,655
HOPKINTON TO ANDOVER- INSTALLATION OF CAMERAS, MESSAGE SIGNS & COMMUNICATION INFRASTRUCTURE ON I-495 (DESIGN-BUILD)	2: Modernization	606283	\$10,379,270	\$5,769,775	\$4,429,700	\$179,795
HOPKINTON- WESTBOROUGH- BRIDGE REPLACEMENT, H-23-006=W-24-016, FRUIT STREET OVER CSX & SUDBURY RIVER	1: Reliability	606632	\$8,856,470	\$-	\$-	\$8,856,470
HOPKINTON- WESTBOROUGH- RECONSTRUCTION OF I-90/I-495 INTERCHANGE	2: Modernization	607977	\$269,866,667	\$-	\$-	\$31,749,020
HUBBARDSTON- BRIDGE REPLACEMENT, H-24-009, EVERGREEN ROAD OVER MASON BROOK	1: Reliability	607127	\$1,641,488	\$-	\$-	\$1,641,488



Project Name	Priority	ID	Total Cost	Prior years	SFY 2017	SFY 2018-2021
HUBBARDSTON- BRIDGE REPLACEMENT, H-24-021, STATE ROUTE 62 OVER WEST BRANCH OF THE WARE RIVER	1: Reliability	604636	\$1,484,880	\$-	\$-	\$1,484,880
HUDSON- BRIDGE REPLACEMENT, H-25-003, STATE ROUTE 85 (WASHINGTON STREET) OVER THE ASSABET RIVER	1: Reliability	604732	\$5,779,344	\$-	\$1,256,379	\$4,522,965
Intersection Safety - Cap Adjustment	2: Modernization	Created_10	\$8,940,909	\$-	\$940,909	\$8,000,000
IPSWICH- ROWLEY- RESURFACING AND RELATED WORK ON ROUTE 1	1: Reliability	608477	\$11,383,680	\$-	\$-	\$7,365,911
KINGSTON- DUXBURY- MARSHFIELD- RESURFACING & RELATED WORK ON ROUTE 3	1: Reliability	607988	\$16,209,864	\$-	\$-	\$16,209,864
LAKEVILLE- RECONSTRUCTION AND RELATED WORK ON RHODE ISLAND ROAD (ROUTE 79), FROM THE TAUNTON CITY LINE TO CLEAR POND ROAD	2: Modernization	606715	\$4,606,800	\$-	\$-	\$2,804,139
LANCASTER- BRIDGE REPLACEMENT, L-02-018, JACKSON ROAD OVER ROUTE 2	1: Reliability	607114	\$5,147,054	\$2,497,054	\$2,650,000	\$-
LANCASTER- HARVARD- LITTLETON- RESURFACING AND RELATED WORK ON ROUTE 2	1: Reliability	608475	\$19,668,000	\$-	\$-	\$12,726,353
LANESBOROUGH- BRIDGE REPLACEMENT, L-03-024, NARRAGANSETT AVENUE OVER PONTOOSUC LAKE	1: Reliability	603778	\$5,460,012	\$-	\$474,784	\$4,985,229
LANESBOROUGH- PITTSFIELD- ASHUWILLTICOOK RAIL TRAIL EXTENSION TO CRANE AVENUE	3: Expansion	606891	\$2,143,852	\$-	\$-	\$2,143,852
LAWRENCE- IMPROVEMENTS AT BRUCE ELEMENTARY SCHOOL (SRTS)	2: Modernization	608002	\$1,971,535	\$-	\$-	\$1,971,535
LAWRENCE- INTERSECTION IMPROVEMENTS AT LAWRENCE STREET AND PARK STREET	2: Modernization	608075	\$950,000	\$50,000	\$900,000	\$-
LAWRENCE- NORTH ANDOVER- INTERSTATE MAINTENANCE & RELATED WORK ON I-495	1: Reliability	607985	\$7,505,712	\$1,731,712	\$5,774,000	\$-
LAWRENCE- TRAFFIC SIGNAL AND ADA IMPROVEMENTS ON COMMON STREET AND LOWELL STREET	2: Modernization	608407	\$2,376,000	\$-	\$139,765	\$2,236,235

Project Name	Priority	ID	Total Cost	Prior years	SFY 2017	SFY 2018-2021
LEE- BIKEWAY CONSTRUCTION, FROM STOCKBRIDGE T.L. TO WEST PARK STREET (PHASE 1)	3: Expansion	607570	\$3,843,950	\$-	\$-	\$3,843,950
LEE- SCHEDULED AND EMERGENCY BRIDGE REPAIRS (INCLUDING PAINTING) TO L-05-044, INTERSTATE 90 OVER ROUTE 20 & THE HOUSATONIC RIVER AND OTHER VARIOUS LOCATIONS	1: Reliability	607545	\$5,039,470	\$-	\$2,652,353	\$2,387,117
LEE- SUPERSTRUCTURE REPLACEMENT, L-05-034, CHAPEL STREET OVER GREENWATER BROOK	1: Reliability	607550	\$1,081,727	\$-	\$-	\$1,081,727
LEICESTER- RESURFACING & RELATED WORK ON ROUTE 56 (PAXTON STREET), FROM MAIN STREET TO HYLAND AVENUE	2: Modernization	606346	\$2,852,757	\$-	\$-	\$2,852,757
LENOX- INTERSECTION & SIGNAL IMPROVEMENTS AT US 7 & US 20 (VETERAN'S MEMORIAL HIGHWAY) @ SR 183 (WALKER STREET)	2: Modernization	607745	\$540,000	\$50,000	\$490,000	\$-
LENOX- LEE- STOCKBRIDGE- RESURFACING AND RELATED WORK ON ROUTE 7	1: Reliability	608465	\$5,598,450	\$-	\$-	\$5,598,450
LENOX- PITTSFIELD- RESURFACING AND RELATED WORK ON ROUTE 7/20	1: Reliability	606544	\$3,275,890	\$2,460,000	\$815,890	\$-
LENOX- RECONSTRUCTION & MINOR WIDENING ON WALKER STREET	2: Modernization	606462	\$6,725,400	\$-	\$-	\$3,014,834
LEOMINSTER- RECONSTRUCTION OF MECHANIC STREET, FROM LAUREL STREET TO THE LEOMINSTER CONNECTOR	2: Modernization	604928	\$2,100,000	\$100,000	\$1,500,000	\$500,000
LEOMINSTER- RECONSTRUCTION ON ROUTE 13, FROM HAWES STREET TO PROSPECT STREET	2: Modernization	605651	\$3,638,320	\$-	\$-	\$3,638,320
LEXINGTON- BELMONT- ARLINGTON- CAMBRIDGE- PAVEMENT PRESERVATION ON ROUTE 2	1: Reliability	608379	\$7,938,365	\$-	\$-	\$7,938,365
LEXINGTON- BRIDGE REPLACEMENT, L-10-009, ROUTE 2 (EB & WB) OVER ROUTE I-95/ROUTE 128 (DESIGN-BUILD)	1: Reliability	600703	\$62,275,356	\$49,969,026	\$12,306,331	\$-

Project Name	Priority	ID	Total Cost	Prior years	SFY 2017	SFY 2018-2021
LEXINGTON- BURLINGTON- INTERSTATE MAINTENANCE & RELATED WORK ON I-95	1: Reliability	606170	\$24,679,545	\$18,126,545	\$6,553,000	\$-
LEXINGTON- BURLINGTON- WOBURN- STONEHAM- READING- WAKEFIELD- LYNNFIELD- EXPANSION OF FIBER & CCTV ON I-95	2: Modernization	606432	\$5,112,813	\$3,994,452	\$766,840	\$351,521
LEXINGTON- RECONSTRUCTION ON MASSACHUSETTS AVENUE, FROM MARRETT ROAD TO PLEASANT STREET	2: Modernization	607409	\$4,737,257	\$-	\$278,662	\$4,458,595
LITTLETON- WESTFORD- INTERSTATE MAINTENANCE AND RELATED WORK ON I-495	1: Reliability	608209	\$17,197,488	\$-	\$-	\$1,074,843
LONGMEADOW- RESURFACING & RELATED WORK ON CONVERSE STREET, FROM LAUREL STREET TO DWIGHT STREET (2.04 MILES)	2: Modernization	606445	\$3,811,581	\$-	\$401,219	\$3,410,362
LONGMEADOW- RESURFACING & RELATED WORK ON LONGMEADOW STREET (ROUTE 5), FROM THE CT S.L. TO CONVERSE STREET (2.88 MILES)	2: Modernization	607430	\$2,520,918	\$-	\$-	\$2,520,918
LONGMEADOW- SPRINGFIELD- INTERSTATE MAINTENANCE & RELATED WORK ON I-91	1: Reliability	608207	\$10,717,801	\$-	\$2,381,734	\$8,336,067
LONGMEADOW- SPRINGFIELD- TEMPLETON- WESTFIELD- STORMWATER RETROFITS ON I-91, ROUTE 5, ROUTE 2 & ROUTE 20	1: Reliability	607001	\$1,018,197	\$671,797	\$346,400	\$-
LOWELL- BRIDGE REPLACEMENT, L-15-045, MARKET STREET OVER THE WESTERN CANAL	1: Reliability	604537	\$4,201,870	\$9,090	\$1,863,457	\$2,329,322
LOWELL- BRIDGE REPLACEMENT, L-15-058, VFW HIGHWAY OVER BEAVER BROOK	1: Reliability	602932	\$13,736,160	\$122,763	\$12,612,396	\$1,001,000
"LOWELL- CHELMSFORD- BILLERICA- ANDOVER- STORMWATER IMPROVEMENTS ALONG ROUTE 20, ROUTE 28, ROUTE 3A, AND I-495						
"	1: Reliability	607995	\$2,296,800	\$-	\$-	\$2,296,800
LOWELL- CONNECTOR RECONSTRUCTION, FROM THORNDIKE STREET TO GORHAM STREET	2: Modernization	604694	\$891,000	\$-	\$-	\$891,000
LOWELL- DECK REPLACEMENT, L-15-068 (2H5), LOWELL CONNECTOR (NB) OVER INDUSTRIAL AVENUE EAST	1: Reliability	608257	\$1,708,929	\$-	\$-	\$1,708,929

Project Name	Priority	ID	Total Cost	Prior years	SFY 2017	SFY 2018-2021
LOWELL- IMPROVEMENTS ON ROUTE 38 AT FOUR INTERSECTIONS	2: Modernization	606189	\$4,442,183	\$-	\$-	\$4,442,183
LOWELL- LORD OVERPASS RECONSTRUCTION	2: Modernization	607862	\$15,945,006	\$-	\$-	\$15,945,006
LOWELL- METHUEN- TRAFFIC SIGN REPLACEMENT & RELATED WORK ON I-495	1: Reliability	605703	\$3,172,094	\$772,094	\$2,400,000	\$-
"LYNN- RECONSTRUCTION ON ROUTE 129 (LYNNFIELD STREET), FROM GREAT WOODS ROAD TO WYOMA SQUARE						
"	2: Modernization	602077	\$4,491,966	\$-	\$-	\$3,435,033
LYNN- SAUGUS- BRIDGE REPLACEMENT, L-18-016=S-05-008, ROUTE 107 OVER THE SAUGUS RIVER (AKA - BELDEN G. BLY BRIDGE)	1: Reliability	604952	\$55,058,528	\$-	\$-	\$49,814,859
LYNNFIELD- PEABODY- RESURFACING & RELATED WORK ON ROUTE 1	1: Reliability	607477	\$7,751,744	\$-	\$-	\$7,751,744
MA-125 (Main St) @ Summer/Winter; Bailey/Gantry and Water/Merrimack	2: Modernization	MK-0002	\$1,000,000	\$-	\$1,000,000	\$-
MANSFIELD- INTERSECTION & SIGNAL IMPROVEMENTS AT SR 140 (COMMERCIAL STREET) & SR 106 (CHAUNCEY STREET)	2: Modernization	608053	\$580,800	\$-	\$-	\$546,635
MANSFIELD- SIDEWALK CONSTRUCTION & RELATED WORK ON EAST STREET AT THE JORDAN-JACKSON ELEMENTARY SCHOOL (SRTS)	2: Modernization	607716	\$915,834	\$560,534	\$355,300	\$-
MANSFIELD- SWANSEA- SOMERSET- NEW BEDFORD- STORMWATER IMPROVEMENTS ALONG I-495 AND I-195	1: Reliability	608132	\$1,904,495	\$114,495	\$1,790,000	\$-
MARION- SHARED USE PATH CONSTRUCTION (PHASE 1), FROM THE MARION-MATTAPOISETT T.L. TO POINT ROAD	3: Expansion	607979	\$3,410,000	\$-	\$-	\$1,927,391
MARION- WAREHAM- BRIDGE REPLACEMENT, M-05-001=W-06-013 & W-06-016, WAREHAM STREET (US 6) OVER WEWEANTIC RIVER	1: Reliability	605311	\$27,613,179	\$-	\$-	\$27,613,179
MARLBORO- HUDSON- BERLIN- INTERSTATE MAINTENANCE & RELATED WORK ON I-495	1: Reliability	608203	\$15,385,920	\$-	\$-	\$12,501,060

Project Name	Priority	ID	Total Cost	Prior years	SFY 2017	SFY 2018-2021
MARLBOROUGH- NORTHBOROUGH- INTERSTATE MAINTENANCE & RELATED WORK ON I-290	1: Reliability	607181	\$14,551,805	\$918,367	\$3,105,000	\$10,528,437
MARLBOROUGH- RECONSTRUCTION OF ROUTE 85 (MAPLE STREET)	2: Modernization	604810	\$5,152,103	\$-	\$-	\$5,152,103
MARLBOROUGH- SUDBURY- RESURFACING AND RELATED WORK ON ROUTE 20	1: Reliability	608467	\$10,973,600	\$-	\$-	\$10,973,600
MARLBOROUGH- SUDBURY- STORMWATER IMPROVEMENTS ALONG ROUTE 20	1: Reliability	608217	\$656,000	\$-	\$-	\$656,000
MARSHFIELD- BRIDGE REPLACEMENT, M-07-007, BEACH STREET OVER THE CUT RIVER	1: Reliability	604655	\$2,921,225	\$-	\$-	\$2,921,225
MARSHFIELD- PEMBROKE- NORWELL- HANOVER- ROCKLAND- HINGHAM- RESURFACING & RELATED WORK ON ROUTE 3	1: Reliability	608069	\$18,216,000	\$-	\$-	\$14,800,500
MASHPEE- CORRIDOR IMPROVEMENTS & RELATED WORK ON NATHAN ELLIS HIGHWAY (ROUTE 151), FROM MASHPEE ROTARY TO FALMOUTH T.L.	2: Modernization	607319	\$9,469,680	\$-	\$-	\$5,352,428
MATTAPOISETT- MULTI-USE PATH CONSTRUCTION (PENN CENTRAL RIGHT OF WAY), FROM MATTAPOISETT NECK ROAD TO DEPOT STREET (PHASE 1B)	3: Expansion	605677	\$4,632,291	\$-	\$-	\$4,632,291
MEDFORD- BRIDGE REHABILITATION, M-12-002, MAIN STREET (STATE ROUTE 38 S) OVER MYSTIC RIVER (AKA - CRADOCK BRIDGE)	1: Reliability	604716	\$12,272,662	\$5,122,864	\$3,921,536	\$3,228,262
MEDFORD- CLIPPERSHIP DRIVE PARK CONSTRUCTION	3: Expansion	607839	\$683,175	\$608,175	\$75,000	\$-
MEDFORD- METHUEN- STONEHAM- WOBURN- BRIDGE PAINTING ON I-93 CORRIDOR: M-12-037, M-12-044, M-17-007, S-27-008, W-43-035	1: Reliability	605421	\$1,334,000	\$-	\$-	\$1,334,000
MEDFORD- STONEHAM- WOBURN- READING- HIGHWAY LIGHTING REHABILITATION ON I-93 (PHASE II)	1: Reliability	603917	\$16,379,752	\$36,331	\$14,527,486	\$1,815,936

Project Name	Priority	ID	Total Cost	Prior years	SFY 2017	SFY 2018-2021
MEDWAY- RECONSTRUCTION ON ROUTE 109, FROM HOLLISTON STREET TO 100 FT. WEST OF HIGHLAND STREET, INCLUDES REHAB OF M-13-012	2: Modernization	605657	\$10,601,198	\$1,060,604	\$4,242,418	\$5,298,176
METHUEN- INTERCHANGE RECONSTRUCTION ON I-93 AT ROUTE 110/113 ROTARY, INCLUDING REMOVAL OF M-17-017 & M-17-018, REHAB OF M-17-007 & NEW BRIDGE CONSTRUCTION OF M-17-040	2: Modernization	605181	\$58,458,883	\$40,741,365	\$10,995,796	\$6,721,722
METHUEN- RESURFACING & RELATED WORK ON ROUTE 213 INCLUDING DECK REPLACEMENT, M-17-024 & M-17-025, ROUTE 213 (EB & WB) OVER SPICKET RIVER & SUBSTRUCTURE REPAIRS, M-17-033, I-495 (NB & SB) OVER ROUTE 213	1: Reliability	607476	\$12,673,259	\$-	\$2,236,458	\$10,436,802
MIDDLEBOROUGH- CARVER- RESURFACING AND RELATED WORK ON ROUTE 44 FROM MM 21.75 TO 28.80	1: Reliability	608454	\$14,036,000	\$-	\$-	\$14,036,000
MIDDLEBOROUGH- INTERIM IMPROVEMENTS AT ROUTES 18/28/44 (ROTARY)	1: Reliability	608124	\$1,356,145	\$-	\$-	\$1,356,145
MIDDLEBOROUGH- ROCHESTER- RESURFACING OF ROUTE 28 (EAST GROVE, WEST GROVE, WAREHAM STREET) FROM THE MIDDLEBOROUGH ROTARY TO THE MIDDLEBOROUGH/ROCHESTER T.L.	1: Reliability	605699	\$8,521,845	\$5,083,823	\$3,438,022	\$-
MIDDLEFIELD- BRIDGE REPLACEMENT, M-19-010, CHESTER ROAD OVER SMART BROOK	1: Reliability	608249	\$1,485,396	\$-	\$-	\$1,356,231
MILLBURY- BRIDGE REPLACEMENT, M-22-020, ROUTE 146 (NB & SB) OVER WEST MAIN STREET & IMPROVEMENTS ON ROUTE 146 @ ELM STREET, ELMWOOD STREET & WEST MAIN STREET (ROUNDAABOUT)	1: Reliability	605964	\$24,632,173	\$4,532,173	\$5,950,000	\$14,150,000
MILLBURY- RECONSTRUCTION ON MCCracken ROAD & GREENWOOD STREET, INCLUDES REHAB OF M-22-058, MCCracken ROAD OVER ACCESS ROAD	2: Modernization	605377	\$8,200,035	\$-	\$-	\$6,042,131

Project Name	Priority	ID	Total Cost	Prior years	SFY 2017	SFY 2018-2021
MILLBURY- SUPERSTRUCTURE REPLACEMENT, M-22-038, I-90 RAMPS @ INTERCHANGE 11	1: Reliability	607418	\$6,910,096	\$-	\$-	\$6,910,096
MILLBURY- SUTTON- MEDIAN BARRIER REPLACEMENT ON ROUTE 146, FROM ROUTE 122A TO BOSTON ROAD	2: Modernization	606485	\$6,549,745	\$1,874,745	\$4,625,000	\$50,000
MILLBURY- WORCESTER- RESURFACING & RELATED WORK ON ROUTE 146	1: Reliability	607569	\$6,118,975	\$5,518,975	\$600,000	\$-
MILTON- IMPROVEMENTS AT GLOVER ELEMENTARY SCHOOL IN THE VICINITY OF CANTON AVENUE, BROOKS ROAD AND VOSSES LANE (SRTS)	2: Modernization	607920	\$1,000,750	\$400,300	\$600,450	\$-
MILTON- INTERSECTION & SIGNAL IMPROVEMENTS AT 2 LOCATIONS: SR 138 (BLUE HILL AVENUE) AT ATHERTON STREET & BRADLEE ROAD AND SR 138 (BLUE HILL AVENUE) AT MILTON STREET & DOLLAR LANE	2: Modernization	607763	\$1,161,600	\$-	\$-	\$1,161,600
MILTON- INTERSECTION & SIGNAL IMPROVEMENTS AT GRANITE AVENUE & SQUANTUM STREET	2: Modernization	607754	\$542,080	\$-	\$-	\$542,080
MILTON- MASSDOT CENTRAL MAINTENANCE FACILITY (CMF) & HIGHWAY OPERATIONS CENTER (HOC) RELOCATION & CONSTRUCTION AT GRANITE AVENUE	1: Reliability	608405	\$68,650,400	\$-	\$-	\$68,650,400
MILTON- RECONSTRUCTION ON GRANITE AVENUE, FROM NEPONSET RIVER TO SQUANTUM STREET (5,000 FEET)	2: Modernization	608406	\$4,139,305	\$-	\$-	\$4,139,305
MONROE- BRIDGE REPLACEMENT, M-26-004, RAYCROFT ROAD OVER DUNBAR BROOK	1: Reliability	608248	\$741,348	\$-	\$-	\$676,883
MONSON- BRIDGE REHABILITATION, M-27-022, BRIMFIELD ROAD (US 20) OVER THE QUABOAG RIVER	1: Reliability	607688	\$3,939,969	\$-	\$-	\$3,804,108
MONSON- PALMER- RESURFACING & RELATED WORK ON ROUTE 32, FROM MM 5.69 TO MM 6.88 AND FROM MM 8.24 TO MM 8.80 AT ROUTE 20 (1.69 MILES)	1: Reliability	606663	\$1,619,584	\$1,610,584	\$9,000	\$-

Project Name	Priority	ID	Total Cost	Prior years	SFY 2017	SFY 2018-2021
MONTAGUE- CANALSIDE BIKE PATH & PEDESTRIAN CROSSING IMPROVEMENTS, MONTAGUE CITY ROAD AT SOLAR AVENUE & DEPOT STREET (850 FEET)	3: Expansion	607239	\$1,100,000	\$500,000	\$600,000	\$-
MONTAGUE- RECONSTRUCTION ON GREENFIELD ROAD, FROM 195' SOUTH OF SHERMAN DRIVE TO HATCHERY RD (2.0 MILES)	2: Modernization	601657	\$5,488,765	\$4,491,765	\$997,000	\$-
MONTAGUE- REHABILITATION OF HATCHERY ROAD & GREENFIELD ROAD PEDESTRIAN BRIDGE, M-28-009, FROM GREENFIELD ROAD NORTHEASTERLY TO THE INTERSECTION OF TURNERS FALLS RD (.41 MILES)	2: Modernization	604696	\$2,490,046	\$985,046	\$1,505,000	\$-
MONTAGUE- RESURFACING AND RELATED WORK ON ROUTE 63	1: Reliability	608474	\$7,539,840	\$-	\$-	\$4,878,720
MONTEREY- RESURFACING & RELATED WORK ON ROUTE 23, FROM GREAT BARRINGTON T.L. TO OTIS T.L.	2: Modernization	605798	\$4,181,807	\$2,231,807	\$1,950,000	\$-
MONTGOMERY- RUSSELL- BRIDGE PRESERVATION, M-30-008=R-13-108(4GT), I-90 OVER US 20, WESTFIELD RIVER, & CSX RR	1: Reliability	606886	\$12,880,000	\$-	\$-	\$12,880,000
NANTUCKET- MULTI-USE PATH CONSTRUCTION, FROM WASHINGTON STREET TO ORANGE STREET	3: Expansion	606433	\$3,436,641	\$-	\$1,527,396	\$1,909,245
NATICK- BRIDGE REPLACEMENT, N-03-003, MARION STREET OVER THE MBTA RAILROAD	1: Reliability	607312	\$2,670,564	\$1,045,564	\$1,625,000	\$-
NATICK- RECONSTRUCTION OF ROUTE 27 (NORTH MAIN STREET), FROM NORTH AVENUE TO THE WAYLAND T.L.	2: Modernization	605034	\$15,718,808	\$-	\$-	\$12,944,901
NATICK- WAYLAND- WESTON- RESURFACING AND RELATED WORK ON I-90, FROM MM 117.1 TO MM 121.1	1: Reliability	608317	\$15,180,000	\$-	\$-	\$13,965,600
NEEDHAM- NEWTON- RECONSTRUCTION OF HIGHLAND AVENUE, NEEDHAM STREET & CHARLES RIVER BRIDGE, N-04-002, FROM WEBSTER STREET (NEEDHAM) TO ROUTE 9 (NEWTON)	2: Modernization	606635	\$14,645,952	\$-	\$-	\$13,599,812



Project Name	Priority	ID	Total Cost	Prior years	SFY 2017	SFY 2018-2021
NEEDHAM- WELLESLEY- 6 BRIDGE LOCATIONS ON I-95/ROUTE 128: N-04-020, N-04-021, N-04-022, N-04-026, N-04-027, N-04-037 & W-13-023 (ADD-A-LANE - CONTRACT V)	3: Expansion	603711	\$160,236,745	\$61,132,026	\$31,827,300	\$67,277,420
NEW BEDFORD- CLEANING, PAINTING & REPAIRING 6 STEEL BRIDGES ON/OVER I-195	1: Reliability	606015	\$16,791,751	\$-	\$-	\$7,902,001
NEW BEDFORD- CONSTRUCTION OF A WALKWAY ON THE HURRICANE BARRIER FROM WEST RODNEY FRENCH BOULEVARD TO PADANARUM AVENUE ON CLARK'S COVE	3: Expansion	608410	\$5,594,512	\$-	\$-	\$5,594,512
NEW BEDFORD- CORRIDOR IMPROVEMENTS AND RELATED WORK ON COGGESHALL STREET, FROM PURCHASE STREET TO MITCHELL AVENUE	2: Modernization	606910	\$5,442,561	\$-	\$375,349	\$5,067,212
NEW BEDFORD- CORRIDOR IMPROVEMENTS AND RELATED WORK ON KINGS HIGHWAY, FROM CHURCH STREET TO THE KINGS HIGHWAY BRIDGE (N-06-036) OVER ROUTE 140	2: Modernization	606709	\$5,910,022	\$-	\$-	\$3,182,319
NEW BEDFORD- FAIRHAVEN- INTERSTATE MAINTENANCE & RELATED WORK ON I-195	1: Reliability	606172	\$7,258,161	\$7,193,161	\$65,000	\$-
NEW BEDFORD- INTERSECTION IMPROVEMENTS AT ROUTE 140/ROUTE 6 (KEMPTON STREET) AND BROWNELL AVENUE	2: Modernization	605365	\$2,812,108	\$2,811,108	\$1,000	\$-
NEW BEDFORD- RECONSTRUCTION OF ROUTE 18 (JFK HIGHWAY), FROM COVE STREET TO GRIFFIN COURT (PHASE II)	2: Modernization	606118	\$8,488,789	\$-	\$292,717	\$8,196,072
NEW BEDFORD- STORMWATER IMPROVEMENTS ALONG ROUTE 6/ROUTE 18	1: Reliability	608135	\$696,235	\$-	\$435,147	\$261,088
NEW MARLBOROUGH- BRIDGE REPLACEMENT, N-08-010, UMPACHENE FALLS OVER KONKAPOT RIVER	1: Reliability	608243	\$773,190	\$-	\$-	\$773,190
NEW MARLBOROUGH- SUPERSTRUCTURE REPLACEMENT, N-08-022, HADSELL STREET OVER UMPACHENE RIVER	1: Reliability	605314	\$962,758	\$-	\$137,537	\$825,221
NEWBURY- NEWBURYPORT- CLIPPER CITY RAIL TRAIL ALONG THE CITY BRANCH (PHASE II)	3: Expansion	606503	\$3,826,000	\$96,000	\$2,320,000	\$1,410,000

Project Name	Priority	ID	Total Cost	Prior years	SFY 2017	SFY 2018-2021
NEWTON- CLEANING AND PAINTING 5 BRIDGES, N-12-015, N-12-029, N-12-030 & N-12-031, WOODLAND ROAD, AUBURN STREET, ROUTE 30 & PUTNAM STREET OVER I-90	1: Reliability	606791	\$3,570,370	\$3,845,493	\$(275,123)	\$-
NEWTON- WELLESLEY- WESTON- BRIDGE MAINTENANCE OF N-12-063, N-12-054, N-12-055 & N-12-056 ON I-95/ROUTE 128	1: Reliability	607915	\$1,697,789	\$-	\$-	\$1,697,789
NEWTON- WESTON- BRIDGE REHABILITATION, N-12-010=W-29-005, SOUTH AVENUE (ROUTE 30) OVER THE CHARLES RIVER	1: Reliability	110980	\$10,232,534	\$-	\$-	\$1,411,384
NEWTON- WESTON- STORMWATER RETROFITS ON I-90	1: Reliability	606720	\$2,211,364	\$1,967,544	\$243,820	\$-
Non Interstate DOT Pavement - Cap Adjustment	1: Reliability	Created_11	\$102,539,428	\$-	\$11,312,922	\$90,506,609
NORTH ADAMS- BRIDGE MAINTENANCE, N-14-019, ROUTE 8A (HODGES CROSS ROAD) OVER SOUTH BRANCH HOOSIC RIVER	1: Reliability	607512	\$294,228	\$-	\$-	\$294,228
NORTH ADAMS- INTERSECTION IMPROVEMENTS AT ROUTE 2 & PHELPS AVENUE	2: Modernization	607429	\$1,271,956	\$-	\$-	\$1,271,956
NORTH ADAMS- TRAFFIC SIGNAL REPLACEMENT AT ASHLAND STREET (ROUTE 8A) & AMERICAN LEGION DRIVE	2: Modernization	608047	\$273,276	\$113,276	\$160,000	\$-
NORTH ADAMS- WILLIAMSTOWN- MOHAWK BICYCLE/PEDESTRIAN TRAIL	3: Expansion	607254	\$5,210,806	\$-	\$-	\$5,210,806
NORTH ANDOVER- INTERSECTION & SIGNAL IMPROVEMENTS AT ROUTE 125 & MASSACHUSETTS AVENUE	2: Modernization	606159	\$3,568,475	\$-	\$-	\$3,568,475
NORTH ANDOVER- SAFE ROUTES TO SCHOOL (NORTH ANDOVER MIDDLE SCHOOL)	1: Reliability	607776	\$1,333,482	\$130,503	\$1,202,979	\$-
NORTH ATTLEBOROUGH- INTERSTATE MAINTENANCE & RELATED WORK ON I-95	1: Reliability	608147	\$1,874,536	\$547,141	\$1,327,395	\$-
NORTH ATTLEBOROUGH- TRAFFIC SIGNAL AND INTERSECTION IMPROVEMENTS @ EAST WASHINGTON STREET (ROUTE 1) & CHESTNUT STREET	2: Modernization	605372	\$1,664,439	\$-	\$-	\$1,664,439

Project Name	Priority	ID	Total Cost	Prior years	SFY 2017	SFY 2018-2021
NORTH ATTLEBOROUGH- TRAFFIC SIGNAL AND INTERSECTION IMPROVEMENTS AT EAST WASHINGTON STREET (ROUTE 1), SOUTH WASHINGTON STREET AND HOPPIN HILL ROAD (ROUTE 120)	2: Modernization	605368	\$2,744,603	\$300,000	\$1,943,603	\$501,000
NORTHAMPTON- BRIDGE RECONSTRUCTION, N-19-059, I-91 OVER US 5/BMRR & N-19-060, I-91 OVER HOCKANUM ROAD	1: Reliability	606552	\$67,402,963	\$-	\$-	\$27,754,161
NORTHAMPTON- IMPROVEMENTS ON I-91 INTERCHANGE 19 AT ROUTE 9 AND DAMON ROAD	3: Expansion	604597	\$6,051,610	\$-	\$-	\$6,051,610
NORTHAMPTON- INTERSECTION IMPROVEMENTS @ ELM STREET, MAIN STREET, WEST STREET, STATE STREET & NEW SOUTH STREET	2: Modernization	607893	\$1,143,425	\$-	\$-	\$941,644
NORTHAMPTON- INTERSECTION IMPROVEMENTS AT KING STREET, NORTH STREET & SUMMER STREET AND AT KING STREET & FINN STREET	2: Modernization	607502	\$2,007,800	\$-	\$-	\$2,007,800
NORTHAMPTON- INTERSECTION IMPROVEMENTS AT ROUTE 5 (PLEASANT STREET) AND CONZ STREET	2: Modernization	605066	\$2,103,481	\$457,073	\$1,388,000	\$258,408
NORTHAMPTON- RECONSTRUCTION OF DAMON ROAD, FROM ROUTE 9 TO ROUTE 5, INCLUDES DRAINAGE SYSTEM REPAIRS & SLOPE STABILIZATION AT THE NORWOTTUCK RAIL TRAIL	2: Modernization	608236	\$4,737,087	\$-	\$-	\$4,737,087
NORTHAMPTON- ROUNDABOUT CONSTRUCTION AT INTERSECTION ROUTES 5/10 (NORTH KING STREET) & HATFIELD STREET	2: Modernization	606555	\$2,861,415	\$-	\$-	\$2,861,415
NORTON- BRIDGE REPLACEMENT, N-23-017, PLAIN STREET OVER THE CANOE RIVER	1: Reliability	604589	\$1,944,472	\$428,054	\$1,516,418	\$-
NORTON- CORRIDOR IMPROVEMENTS & RELATED WORK ON EAST MAIN STREET (ROUTE 123), FROM PINE STREET TO I-495	2: Modernization	607531	\$3,993,696	\$-	\$-	\$3,580,555

Project Name	Priority	ID	Total Cost	Prior years	SFY 2017	SFY 2018-2021
NORTON- MANSFIELD- RAIL TRAIL EXTENSION (WORLD WAR II VETERANS TRAIL)	3: Expansion	607822	\$3,769,805	\$-	\$-	\$2,130,759
NORWOOD- BRIDGE REHABILITATION, N-25-031, I-95 (NB)&(SB) OVER NEPONSET RIVER	1: Reliability	607669	\$10,209,233	\$-	\$-	\$8,449,020
NORWOOD- INTERSECTION & SIGNAL IMPROVEMENTS AT US 1 (PROVIDENCE HIGHWAY) & MORSE STREET	2: Modernization	608052	\$580,800	\$-	\$-	\$580,800
OAK BLUFFS- TISBURY- BRIDGE REPLACEMENT, O-01-001=T-04-001, BEACH ROAD OVER LAGOON POND DRAWBRIDGE	1: Reliability	604029	\$39,609,951	\$37,209,951	\$2,400,000	\$-
ORANGE- BRIDGE REPLACEMENT, O-03-009, HOLTSHIRE ROAD OVER MILLERS RIVER	1: Reliability	607527	\$5,220,092	\$-	\$-	\$5,220,092
ORANGE- BRIDGE REPLACEMENT, O-03-021, ROUTE 2 OVER ROUTE 202	1: Reliability	606309	\$17,208,965	\$-	\$-	\$2,992,863
ORANGE- RECONSTRUCTION OF NORTH MAIN STREET, FROM SCHOOL STREET TO LINCOLN AVENUE (0.4 MILES) INCL RELOCATION OF FALL HILL BROOK CULVERT	2: Modernization	603371	\$5,320,161	\$-	\$-	\$5,320,161
ORLEANS- INTERSECTION IMPROVEMENTS AT 2 LOCATIONS: CRANBERRY HIGHWAY (ROUTE 6A) AND MAIN STREET & CHATHAM ROAD (ROUTE 28) AND MAIN STREET	2: Modernization	606461	\$3,014,780	\$-	\$177,340	\$2,837,440
OXFORD- CLEANING AND PAINTING & RELATED WORK, O-06-036, I-395 OVER DANA ROAD & O-06-037, I-395 (SB) OVER FEDERAL HILL ROAD	1: Reliability	606075	\$1,511,660	\$-	\$-	\$1,511,660
OXFORD- RECONSTRUCTION ON CHARLTON STREET, BETWEEN MAIN STREET AND DUDLEY ROAD	2: Modernization	606206	\$5,879,865	\$-	\$-	\$5,879,865
OXFORD- STURBRIDGE- CLEANING & PAINTING STRUCTURAL STEEL ON S-30-029 & O-06-052 ON I-90 (EB & WB)	1: Reliability	607819	\$1,065,000	\$250,000	\$815,000	\$-
PALMER- BRIDGE PRESERVATION. P-01-046, I-90 OVER QUABOAG RIVER, P-01-047, I-90 OVER NECRR & MCRR & P-01-049, I-90 OVER ROUTE 181 (SYKES STREET)	1: Reliability	606597	\$6,289,830	\$-	\$2,830,423	\$3,459,406

Project Name	Priority	ID	Total Cost	Prior years	SFY 2017	SFY 2018-2021
PAXTON- RECLAMATION ON ROUTE 31 (HOLDEN ROAD)	2: Modernization	607250	\$3,915,742	\$-	\$-	\$3,045,577
PEABODY- BRIDGE REPLACEMENT, P-03-013, HOWLEY STREET OVER NORTH RIVER	1: Reliability	603531	\$2,648,359	\$2,230,759	\$417,600	\$-
PEABODY- DANVERS- RESURFACING AND RELATED WORK ON ROUTE 1	1: Reliability	608468	\$13,372,480	\$-	\$-	\$13,372,480
PELHAM- BRIDGE REPLACEMENTS, P-04-006, MEETINGHOUSE ROAD OVER AMETHYST BROOK & P-04-007, MEETINGHOUSE ROAD OVER HARRIS BROOK	1: Reliability	604429	\$1,885,109	\$1,638,109	\$247,000	\$-
PEMBROKE- INTERSECTION IMPROVEMENTS AND RELATED WORK AT WASHINGTON STREET (ROUTE 53) AND PLEASANT STREET.	2: Modernization	607337	\$1,809,504	\$-	\$-	\$1,809,504
PEMBROKE- RECONSTRUCTION ON ROUTE 14, FROM THE HANSON T.L. TO WASHINGTON STREET (ROUTE 53)	2: Modernization	604957	\$8,415,173	\$300,000	\$7,803,173	\$312,000
PITTSFIELD- BRIDGE REPLACEMENT, P-10-049, LAKEWAY DRIVE OVER ONOTA LAKE	1: Reliability	603255	\$2,507,406	\$-	\$-	\$1,526,247
PITTSFIELD- INTERSECTION & SIGNAL IMPROVEMENTS AT 3 LOCATIONS: SR 8 & SR 9 (DALTON AVENUE) @ MERRILL CHESHIRE ROAD, DALTON AVENUE @ CRANE AVENUE CONNECTOR & SR 9 (MERRILL ROAD) @ CRANE AVENUE CONNECTOR	2: Modernization	607760	\$1,531,200	\$-	\$-	\$1,531,200
PITTSFIELD- INTERSECTION & SIGNAL IMPROVEMENTS AT FIRST STREET & NORTH STREET (NEAR BERKSHIRE MEDICAL CENTER)	2: Modernization	606233	\$5,133,333	\$-	\$-	\$5,133,333
PITTSFIELD- TRAFFIC SIGNAL AND INTERSECTION IMPROVEMENTS AT CENTER STREET AND WEST HOUSATONIC STREET (ROUTE 20)	2: Modernization	607900	\$1,851,360	\$-	\$108,904	\$1,742,456
PLYMOUTH- IMPROVEMENTS ON OBERY STREET, FROM SOUTH STREET TO A.A. CARANCI WAY/PLYMOUTH NORTH H.S. DRIVE INTERSECTION	2: Modernization	606264	\$5,041,507	\$-	\$-	\$5,041,507

Project Name	Priority	ID	Total Cost	Prior years	SFY 2017	SFY 2018-2021
PLYMOUTH- KINGSTON- CARVER- PLYMPTON- RESURFACING AND RELATED WORK ON ROUTE 44 (FROM MM 28.8 TO 36.4)	1: Reliability	608455	\$12,955,219	\$-	\$-	\$12,955,219
PLYMOUTH- RECONSTRUCTION OF TAYLOR AVENUE, FROM WHITE HORSE ROAD TO MANOMET POINT ROAD, INCLUDES BRIDGE REPLACEMENT OF P-13-010	2: Modernization	605038	\$5,242,160	\$-	\$-	\$5,242,160
PLYMOUTH- RESURFACING & RELATED WORK ON ROUTE 3	1: Reliability	607175	\$16,372,189	\$-	\$3,852,280	\$12,519,909
Pre-apprenticeship program	2: Modernization	COMDOT0002	\$4,631,843	\$-	\$990,895	\$3,640,948
PRINCETON- RECONSTRUCTION OF ROUTE 140, FROM STERLING T.L. THROUGH EAST PRINCETON VILLAGE TO ROUTE 31, INCLUDING REHAB OF P-16-017	2: Modernization	606440	\$7,578,619	\$-	\$-	\$7,037,289
Project Management - DESIGN	1: Reliability	Created_3	\$270,464,531	\$-	\$48,070,098	\$192,280,392
QUINCY- ADAMS GREEN TRANSPORTATION IMPROVEMENTS	2: Modernization	606235	\$7,249,154	\$5,896,154	\$1,353,000	\$-
QUINCY- BRIDGE MAINTENANCE OF Q-01-051 ON ROUTE 3	1: Reliability	607498	\$1,950,431	\$-	\$1,026,543	\$923,888
QUINCY- CONSTRUCTION OF NEW CONNECTION (BRIDGE) FROM BURGIN PARKWAY OVER MBTA	3: Expansion	606518	\$9,338,000	\$-	\$-	\$9,338,000
QUINCY- MILTON- BOSTON- INTERSTATE MAINTENANCE & RELATED WORK ON I-93	1: Reliability	608208	\$25,128,515	\$-	\$-	\$1,570,532
QUINCY- SUPERSTRUCTURE REPLACEMENT, Q-01-039, ROBERTSON STREET OVER I-93/US 1/SR 3	1: Reliability	607133	\$3,398,079	\$-	\$-	\$3,398,079
QUINCY- WEYMOUTH- BRIDGE REPLACEMENT, Q-01-001=W-32-001, STATE ROUTE 3A (WASHINGTON STREET) OVER THE FORE RIVER	1: Reliability	604382	\$262,256,835	\$227,756,835	\$34,500,000	\$-
RANDOLPH- QUINCY- BRAINTREE- INTERSTATE MAINTENANCE & RELATED WORK ON I-93 (SB)	1: Reliability	607481	\$4,725,270	\$-	\$-	\$4,725,270
RAYNHAM- BRIDGE DECK REPLACEMENT, R-02-025, ROUTE 138 OVER I-495	1: Reliability	606383	\$6,724,009	\$5,191,467	\$1,532,542	\$-

Project Name	Priority	ID	Total Cost	Prior years	SFY 2017	SFY 2018-2021
RAYNHAM- BRIDGE REPLACEMENT, R-02-013 (3PA), US 44 (CAPE HIGHWAY) OVER SR 24	1: Reliability	605328	\$30,480,734	\$-	\$-	\$30,480,734
RAYNHAM- SIGNAL & INTERSECTION IMPROVEMENT @ ROUTE 44 (NEW STATE HIGHWAY), ORCHARD STREET & ROUTE 24 (NB) OFF-RAMP	2: Modernization	605668	\$3,198,720	\$2,106,563	\$1,092,157	\$-
RAYNHAM- TAUNTON- BRIDGE REPLACEMENT, R-02-012=T-01-049 (3MR), SR 24 OVER THE TAUNTON RIVER	1: Reliability	605327	\$15,392,231	\$14,356,210	\$1,036,020	\$-
RAYNHAM TO BOLTON- GUIDE & TRAFFIC SIGN REPLACEMENT ON I-495	1: Reliability	606620	\$8,175,755	\$10,010	\$5,115,735	\$3,050,010
READING- RECONSTRUCTION OF WEST STREET, FROM WOBURN C.L. TO SUMMER AVENUE/WILLOW STREET	2: Modernization	601705	\$6,594,604	\$4,699,604	\$1,895,000	\$-
READING TO LYNNFIELD- GUIDE AND TRAFFIC SIGN REPLACEMENT ON A SECTION OF I-95 (SR 128)	1: Reliability	608205	\$4,801,000	\$-	\$-	\$2,713,609
READING- WAKEFIELD- INTERSTATE MAINTENANCE AND RELATED WORK ON I-95	1: Reliability	608219	\$4,964,960	\$-	\$-	\$3,022,150
REHOBOTH- EMERGENCY REPAIR OF CULVERT R-04-002 ON WHEELER STREET	1: Reliability	607314	\$1,999,718	\$1,322,275	\$677,442	\$-
REHOBOTH- RESURFACING AND RELATED WORK ON ROUTE 44	1: Reliability	608470	\$8,644,320	\$-	\$-	\$8,644,320
Retainage payments on otherwise completed projects	1: Reliability	Created_0001	\$21,635,349	\$10,817,674	\$10,817,674	\$-
REVERE- BRIDGE REPLACEMENT, R-05-001, REVERE BEACH PARKWAY OVER MBTA (WINTHROP AVENUE)	1: Reliability	605528	\$10,337,653	\$10,336,653	\$1,000	\$-
REVERE- IMPROVEMENTS AT GARFIELD ELEMENTARY & MIDDLE SCHOOL (SRTS)	2: Modernization	607999	\$784,080	\$-	\$-	\$784,080
Right of Way	1: Reliability	Created_4	\$57,522,863	\$-	\$11,504,573	\$46,018,290
Roadway Maintenance	1: Reliability	Created_12	\$98,625,313	\$-	\$8,995,356	\$89,629,957
ROYALSTON- BRIDGE REPLACEMENT, R-12-001 (B35), STOCKWELL ROAD OVER LAWRENCE BROOK	1: Reliability	608250	\$850,080	\$-	\$-	\$850,080

Project Name	Priority	ID	Total Cost	Prior years	SFY 2017	SFY 2018-2021
ROYALSTON- BRIDGE REPLACEMENT, R-12-006, NORTH FITZWILLIAM ROAD OVER LAWRENCE BROOK	1: Reliability	604515	\$1,310,998	\$255,998	\$1,055,000	\$-
ROYALSTON- BRIDGE REPLACEMENT, R-12-009, NORTH FITZWILLIAM ROAD OVER LAWRENCE BROOK	1: Reliability	608179	\$1,830,932	\$-	\$-	\$1,830,932
RUTLAND- BRIDGE REPLACEMENT, R-14-004, INTERVALE ROAD OVER EAST BRANCH OF WARE RIVER	1: Reliability	606303	\$2,145,762	\$-	\$429,152	\$1,716,610
Safety Maintenance	1: Reliability	Created_13	\$46,668,211	\$-	\$7,327,733	\$39,340,478
SALEM- BRIDGE REPLACEMENT, S-01-001, (ST 114) NORTH STREET OVER NORTH RIVER	1: Reliability	605332	\$1,714,765	\$-	\$-	\$1,491,100
SALEM- RECONSTRUCTION ON CANAL STREET, FROM WASHINGTON STREET & MILL STREET TO LORING AVENUE & JEFFERSON AVENUE	2: Modernization	605146	\$12,019,221	\$110,000	\$8,671,221	\$3,238,000
SALEM- STORMWATER IMPROVEMENTS ALONG ROUTE 107 (SALEM BYPASS ROAD)	1: Reliability	608059	\$184,091	\$-	\$16,736	\$167,355
SALISBURY- MULTI-USE TRAIL EXTENSION (BORDERS TO BOSTON TRAIL)	3: Expansion	605020	\$6,760,550	\$-	\$-	\$6,760,550
SANDISFIELD- BRIDGE MAINTENANCE, S-03-033, ROUTE 8 (SOUTH MAIN STREET) OVER W. BRANCH FARMINGTON RIVER (PHASE II)	1: Reliability	607510	\$970,593	\$850,593	\$120,000	\$-
SAUGUS - RESURFACING AND RELATED WORK ON ROUTE 1	1: Reliability	608008	\$10,611,216	\$-	\$-	\$10,611,216
SAUGUS- IMPROVEMENTS AT VETERANS MEMORIAL SCHOOL (SRTS)	2: Modernization	607997	\$603,504	\$-	\$-	\$603,504
SAVOY- SUPERSTRUCTURE REPLACEMENT, S-06-004, RIVER ROAD OVER THE WESTFIELD RIVER	1: Reliability	607121	\$1,174,244	\$582,190	\$592,054	\$-
SEEKONK- INTERSECTION IMPROVEMENTS & RELATED WORK AT FALL RIVER AVENUE (ROUTE 114A) AND COUNTY STREET	2: Modernization	607392	\$1,226,157	\$-	\$-	\$1,226,157
SEEKONK- INTERSECTION IMPROVEMENTS AT ROUTE 114A, ARCADE AVENUE & MILL ROAD, INCLUDES REHAB OF CULVERT S-08-004 OVER RUNNINS RIVER	2: Modernization	602615	\$2,582,089	\$507,864	\$1,974,225	\$100,000



Project Name	Priority	ID	Total Cost	Prior years	SFY 2017	SFY 2018-2021
SEEKONK- REHOBOTH- INTERSTATE MAINTENANCE & RELATED WORK ON I-195	1: Reliability	607566	\$11,229,412	\$-	\$-	\$11,229,412
SEEKONK- RESURFACING AND RELATED WORK ON ROUTE 44	1: Reliability	608481	\$4,636,800	\$-	\$-	\$3,000,282
SHARON- BRIDGE REPLACEMENT, S-09-003 (40N), MASKWONICUT STREET OVER AMTRAK/MBTA	1: Reliability	608079	\$5,604,390	\$-	\$-	\$3,167,699
SHARON- INTERSTATE MAINTENANCE & RELATED WORK ON I-95	1: Reliability	606171	\$8,864,236	\$7,430,736	\$1,433,500	\$-
SHEFFIELD- BRIDGE REPLACEMENT, S-10-002, ROUTE 7A (ASHLEY FALLS RD) OVER THE HOUSATONIC RIVER	1: Reliability	608125	\$5,133,333	\$-	\$-	\$5,133,333
SHEFFIELD- BRIDGE REPLACEMENT, S-10-019, BERKSHIRE SCHOOL ROAD OVER SCHENOB BROOK	1: Reliability	608263	\$1,943,520	\$-	\$-	\$1,774,518
SHEFFIELD- GREAT BARRINGTON- RESURFACING & RELATED WORK ON ROUTE 7 (MM 0.0 TO MM 9.38)	1: Reliability	605887	\$6,327,577	\$2,127,577	\$4,200,000	\$-
SHELBURNE- BRIDGE REPLACEMENT, S-11-006, BARDWELL FERRY ROAD OVER DRAGON BROOK	1: Reliability	607548	\$1,897,280	\$-	\$-	\$1,897,280
SHELBURNE- INTERSECTION IMPROVEMENTS @ ROUTE 2 & COLRAIN/SHELBURNE ROAD	2: Modernization	607539	\$1,386,252	\$-	\$47,802	\$1,338,450
SHIRLEY- UXBRIDGE- WORCESTER- STORMWATER RETROFITS ON ROUTE 2, ROUTE 2A, ROUTE 146 AND ROUTE 122	2: Modernization	607002	\$871,779	\$100,000	\$694,000	\$77,779
SHREWSBURY- BOYLSTON- NORTHBORO- INTERSTATE MAINTENANCE & RELATED WORK ON I-290	1: Reliability	607479	\$14,084,515	\$-	\$1,760,564	\$12,323,950
SHREWSBURY- BRIDGE REHABILITATION, S-14-018, BOYLSTON STREET (ROUTE 140) OVER I-290	1: Reliability	606380	\$12,685,951	\$-	\$-	\$12,685,951
SHREWSBURY- INTERSECTION & SIGNAL IMPROVEMENT AT US 20 (HARTFORD TURNPIKE) AT GRAFTON STREET	2: Modernization	607764	\$457,380	\$-	\$-	\$457,380

Project Name	Priority	ID	Total Cost	Prior years	SFY 2017	SFY 2018-2021
SHREWSBURY- NORTHBOROUGH- WESTBOROUGH- RESURFACING AND RELATED WORK ON ROUTE 9	1: Reliability	607176	\$12,838,032	\$-	\$1,510,357	\$11,327,675
SHREWSBURY- RESURFACING & RELATED WORK ON MAIN STREET, FROM I-290 RAMPS EASTERLY TO MAPLE AVENUE	2: Modernization	602740	\$6,408,149	\$-	\$-	\$6,408,149
SHREWSBURY- WORCESTER- BRIDGE REHABILITATION, S-14-001=W-44-018, STATE ROUTE 9 (BELMONT STREET) OVER LAKE QUINSIGAMOND (AKA - KENNETH F. BURNS BRIDGE)	1: Reliability	604729	\$105,146,646	\$103,396,646	\$1,750,000	\$-
SOMERSET- RESURFACING & RELATED WORK ON ROUTE 103	1: Reliability	605963	\$3,600,983	\$3,500,983	\$100,000	\$-
SOMERVILLE- BRIDGE REPLACEMENT, S-17-025, ROUTE 28 (MCGRATH HIGHWAY) OVER GILMAN STREET (AKA - GILMAN STREET BRIDGE)	1: Reliability	604645	\$11,067,278	\$7,209,278	\$3,858,000	\$-
SOMERVILLE- CAMBRIDGE- RECONSTRUCTION OF BEACON STREET, FROM OXFORD STREET TO CAMBRIDGE C.L.	2: Modernization	607209	\$9,836,447	\$350,000	\$8,786,447	\$700,000
SOMERVILLE- IMPROVEMENTS AT HEALEY SCHOOL (SRTS)	2: Modernization	607892	\$1,133,705	\$20,000	\$1,113,705	\$-
SOUTH HADLEY- RESURFACING AND RELATED WORK ON ROUTE 116	1: Reliability	608473	\$2,572,416	\$-	\$-	\$1,664,504
SOUTH HADLEY- SIGNAL & INTERSECTION IMPROVEMENTS AT ROUTE 202 (GRANBY ROAD) & ROUTE 33 (LYMAN STREET)	2: Modernization	607735	\$634,119	\$-	\$74,602	\$559,516
SOUTH HADLEY- STORMWATER IMPROVEMENTS ALONG ROUTE 116	1: Reliability	608136	\$109,973	\$-	\$109,973	\$-
SOUTHAMPTON- RECONSTRUCTION OF GLENDALE ROAD (PHASE II) FROM COLLEGE HIGHWAY (RT 10) NORTHWESTERLY TO POMEROY MEADOW RD (3,801 FEET)	2: Modernization	604738	\$2,355,838	\$-	\$-	\$2,355,838
SOUTHAMPTON- SAFE ROUTES TO SCHOOL (WILLIAM E. NORRIS ELEMENTARY)	2: Modernization	607453	\$981,181	\$-	\$267,595	\$713,586

Project Name	Priority	ID	Total Cost	Prior years	SFY 2017	SFY 2018-2021
SOUTHBOROUGH- RECONSTRUCTION OF MAIN STREET (ROUTE 30), FROM SEARS ROAD TO PARK STREET	2: Modernization	604989	\$7,259,495	\$-	\$-	\$7,259,495
SOUTHBOROUGH- RESURFACING & RELATED WORK ON ROUTE 30	1: Reliability	607705	\$2,456,400	\$-	\$-	\$2,456,400
SOUTHBOROUGH- RESURFACING & RELATED WORK ON ROUTE 9, FROM THE FRAMINGHAM T.L TO WHITE BAGLEY ROAD	1: Reliability	607488	\$4,599,139	\$-	\$199,963	\$4,399,176
SOUTHBRIDGE- BRIDGE RECONSTRUCTION, S-21-002, ROUTE 131 (MAIN STREET) OVER QUINEBAUG RIVER	1: Reliability	605972	\$5,234,932	\$125,000	\$4,709,922	\$400,010
SOUTHWICK- INTERSECTION IMPROVEMENTS AT FOUR LOCATIONS ON ROUTE 57 (FEEDING HILLS ROAD)	2: Modernization	603477	\$4,898,647	\$-	\$773,471	\$4,125,176
SOUTHWICK- RECONSTRUCTION CONGAMOND ROAD (ROUTE 168) - FROM COLLEGE HIGHWAY & ENDS 250 FEET SHORT OF STATE LINE (1.2 MILES)	2: Modernization	604033	\$4,750,329	\$-	\$-	\$4,750,329
SPENCER- REHABILITATION ON ROUTE 9 (MAIN STREET), FROM HIGH STREET TO GROVE STREET	2: Modernization	606207	\$4,043,582	\$-	\$622,090	\$3,421,493
SPENCER- RESURFACING & RELATED WORK ON ROUTE 31 (MAPLE STREET & CHARLTON ROAD)	2: Modernization	602991	\$4,966,187	\$-	\$-	\$4,966,187
SPRINGFIELD- BRIDGE PRESERVATION, S-24-077, ROUTE I-291 OVER PAGE BOULEVARD	1: Reliability	606345	\$5,045,294	\$4,489,294	\$556,000	\$-
SPRINGFIELD- NORTH END & BRIGHTWOOD INFRASTRUCTURE IMPROVEMENTS, FROM OSGOOD STREET TO THE CHICOPEE C.L. (NORTHERLY SEGMENT)	2: Modernization	605222	\$5,491,000	\$342,000	\$2,380,000	\$2,769,000
SPRINGFIELD- NORTH END PEDESTRIAN PATH CONSTRUCTION (UNDER THE CONNECTICUT RIVER RAILROAD), BETWEEN PLAINFIELD STREET AND BIRNIE AVENUE, INCLUDES CONSTRUCTION OF NEW BRIDGE S-24-044	3: Expansion	607589	\$4,593,600	\$-	\$-	\$4,593,600

Project Name	Priority	ID	Total Cost	Prior years	SFY 2017	SFY 2018-2021
SPRINGFIELD- SIGNAL & INTERSECTION IMPROVEMENTS @ ROOSEVELT AVENUE & ISLAND POND ROAD, ROOSEVELT AVENUE & ALDEN STREET	2: Modernization	605385	\$2,772,091	\$-	\$191,179	\$2,580,913
SPRINGFIELD- VIADUCT DECK REPLACEMENT OF S-24-061 ON I-91 (EARLY ACTION)	1: Reliability	607731	\$143,763,553	\$28,648,553	\$78,154,000	\$36,961,000
STATEWIDE- ALL-ELECTRONIC TOLLING SYSTEM (AETS) ON I-90 & THE HARBOR CROSSINGS (DESIGN-BUILD)	2: Modernization	607579	\$132,750,817	\$68,697,737	\$18,500,000	\$17,489,000
"STATEWIDE CMAQ, YEAR 2020, FOR CIP POLICY DEVELOPMENT PURPOSES ONLY"	3: Expansion	608358	\$41,404,956	\$-	\$-	\$4,871,171
STATEWIDE- COMMUNICATIONS SYSTEMS ENHANCEMENTS AND UPGRADES ON I-90	1: Reliability	608390	\$1,120,000	\$-	\$-	\$1,120,000
STATEWIDE- CONVERSION OF INTERSTATE AND FREEWAY EXIT NUMBERS TO MILEPOST-BASED	1: Reliability	608024	\$2,004,091	\$999,451	\$904,000	\$100,640
STATEWIDE- EXPANSION OF CCTV, VMS AND THE TRAFFIC SENSOR NETWORK	2: Modernization	606938	\$2,382,800	\$-	\$-	\$2,382,800
STATEWIDE- EXPANSION OF CCTV, VMS AND THE TRAFFIC SENSOR NETWORK	2: Modernization	607487	\$28,116,221	\$-	\$-	\$25,103,769
STATEWIDE- FACILITY MAINTENANCE AND REPAIRS AT VARIOUS LOCATIONS ON I-90	1: Reliability	608392	\$232,000	\$-	\$-	\$232,000
STATEWIDE- FIRE DETECTION SYSTEMS TESTING AND REPAIRS AT VARIOUS LOCATIONS ON I-90	1: Reliability	608387	\$112,000	\$-	\$-	\$112,000
STATEWIDE- GENERATOR TESTING AND REPAIRS AT VARIOUS LOCATIONS ON I-90	1: Reliability	608384	\$300,000	\$-	\$-	\$158,824
STATEWIDE HSIP PROGRAM, YEAR 2020, FOR CIP POLICY DEVELOPMENT PURPOSES ONLY	2: Modernization	608354	\$30,917,333	\$-	\$-	\$2,132,230
STATEWIDE- IMPLEMENTATION (PHASE III) OF THE FLASHING YELLOW ARROW AT SIGNALIZED INTERSECTIONS--ONE OF THE "FHWA NINE PROVEN COUNTERMEASURES"	2: Modernization	607072	\$883,923	\$783,823	\$100,100	\$-
STATEWIDE- INSTALLATION OF PERMANENT VMS ON I-90 AT VARIOUS LOCATIONS	2: Modernization	608343	\$427,800	\$-	\$-	\$132,766

Project Name	Priority	ID	Total Cost	Prior years	SFY 2017	SFY 2018-2021
STATEWIDE INTELLIGENT TRANSPORTATION SYSTEMS, YEAR 2020, FOR CIP POLICY DEVELOPMENT PURPOSES ONLY	2: Modernization	608360	\$17,661,208	\$-	\$-	\$1,218,014
STATEWIDE NHS PRESERVATION PROGRAM, YEAR 2020, FOR CIP POLICY DEVELOPMENT PURPOSES ONLY	2: Modernization	608364	\$49,368,411	\$-	\$-	\$4,292,905
STATEWIDE- REMOVAL AND REPLACEMENT OF UNDERGROUND FUEL TANKS AT VARIOUS LOCATIONS ON I-90	1: Reliability	608389	\$257,600	\$-	\$-	\$257,600
STATEWIDE- REPAIR AND REPLACEMENT OF FUEL PUMP SYSTEMS AT VARIOUS LOCATIONS ON I-90	1: Reliability	608388	\$224,000	\$-	\$-	\$224,000
STATEWIDE- REPLACEMENT OF VARIABLE MESSAGE SIGNS (VMS)	2: Modernization	606927	\$3,494,465	\$-	\$953,036	\$2,541,429
STATEWIDE- ROOF REPLACEMENT AND REPAIRS AT VARIOUS LOCATIONS ON I-90	1: Reliability	608342	\$483,000	\$-	\$-	\$454,588
STATEWIDE- RTTM EXPANSION & ENHANCEMENT (DISTRICTS 1-6)	2: Modernization	607485	\$1,796,667	\$-	\$-	\$1,796,667
STATEWIDE SAFE ROUTES TO SCHOOLS PROGRAM, YEAR 2020, FOR CIP POLICY DEVELOPMENT PURPOSES ONLY	2: Modernization	608356	\$7,246,250	\$-	\$-	\$499,741
STERLING- BRIDGE JOINTS REPAIRS AND BEAM-END REPAIRS AT 5 BRIDGES ON I-190	1: Reliability	607909	\$10,094,988	\$1,589,871	\$5,500,000	\$3,005,118
STERLING- INTERSECTION IMPROVEMENTS AT ROUTE 12 AND CHOCKSETT ROAD	2: Modernization	604699	\$5,673,388	\$-	\$895,798	\$4,777,590
STERLING- LANCASTER- LEOMINSTER- INTERSTATE MAINTENANCE & RELATED WORK ON I-190	1: Reliability	606575	\$18,524,524	\$-	\$-	\$18,524,524
STOCKBRIDGE- DUMPING GROUND CLOSURE AT I-90 MEDIAN (MM5.8)	1: Reliability	608173	\$456,854	\$-	\$228,427	\$228,427
STONEHAM- SIGNAL & INTERSECTION IMPROVEMENTS AT ROUTE 28/NORTH STREET	2: Modernization	602165	\$1,530,689	\$-	\$-	\$1,530,689
STONEHAM- WINCHESTER- WOBURN- TRI-COMMUNITY BIKEWAY INCLUDING NEW BRIDGE, W-43-029, OVER THE ABERJONA RIVER	3: Expansion	604652	\$5,236,587	\$-	\$872,765	\$4,363,823

Project Name	Priority	ID	Total Cost	Prior years	SFY 2017	SFY 2018-2021
STOW- BRIDGE REPLACEMENT, S-29-011, BOX MILL ROAD OVER ELIZABETH BROOK	1: Reliability	608255	\$1,630,200	\$-	\$-	\$992,296
STURBRIDGE- GRAND TRUNK TRAIL CONSTRUCTION, FROM ED CALCUTT BRIDGE TO THE INTERSECTION OF RIVER ROAD & FARQUHAR ROAD	3: Expansion	605674	\$355,489	\$-	\$-	\$355,489
STURBRIDGE- HOLLAND- INTERSTATE MAINTENANCE & RELATED WORK ON I-84	1: Reliability	605592	\$17,649,179	\$-	\$4,706,448	\$12,942,731
STURBRIDGE- RESURFACING AND RELATED WORK ON ROUTE 20, FROM ROUTE 49 TO I-84	1: Reliability	606347	\$2,500,000	\$100,000	\$1,200,000	\$1,200,000
STURBRIDGE- SIGN AND PAVEMENT MARKING INSTALLATION AND UPGRADES, LIMITED ROADWAY IMPROVEMENTS AND RELATED WORK ON BROOKFIELD ROAD (ROUTE 148), FROM MAIN STREET (MM 0.0) TO T.L. (MM 3.4)	1: Reliability	608170	\$688,425	\$-	\$23,739	\$664,686
STURBRIDGE- STORMWATER IMPROVEMENTS ALONG ROUTE 20 AND INTERSTATE 84	1: Reliability	608394	\$651,000	\$-	\$-	\$651,000
SUTTON- BRIDGE REPLACEMENT, S-33-005, BLACKSTONE STREET OVER BLACKSTONE RIVER	1: Reliability	606638	\$4,587,092	\$-	\$-	\$4,587,092
SWAMPSCOTT- INTERSECTION & SIGNAL IMPROVEMENTS AT SR 1A (PARADISE ROAD) AT SWAMPSCOTT MALL	2: Modernization	607761	\$561,440	\$-	\$-	\$561,440
TAUNTON- BRIDGE REHABILITATION, T-01-046, ST 24 OVER COUNTY STREET (ST 140)	1: Reliability	607683	\$6,378,712	\$-	\$-	\$1,759,645
TAUNTON- BRIDGE REPLACEMENT, T-01-015, WASHINGTON STREET (SR 140) OVER THE MILL RIVER	1: Reliability	605344	\$5,013,502	\$2,755,473	\$2,258,029	\$-
TAUNTON- CORRIDOR IMPROVEMENTS & RELATED WORK ON BROADWAY (ROUTE 138), FROM TAUNTON GREEN (COURT STREET) NORTHERLY TO PURCHASE STREET	2: Modernization	607572	\$8,034,840	\$-	\$-	\$4,890,772
TAUNTON- INTERSECTION IMPROVEMENTS AT COUNTY STREET (ROUTE 140) AND HART STREET	2: Modernization	605679	\$2,727,775	\$-	\$160,457	\$2,567,318

Project Name	Priority	ID	Total Cost	Prior years	SFY 2017	SFY 2018-2021
TAUNTON- INTERSECTION IMPROVEMENTS AT THE HON. GORDON M. OWEN RIVERWAY & WILLIAMS STREET	2: Modernization	605367	\$977,412	\$-	\$114,990	\$862,423
TAUNTON- RECONSTRUCTION ON COUNTY STREET (ROUTE 140), FROM THE ROUTE 24 (SB OFF-RAMP) NORTHERLY TO MOZZONE BOULEVARD	2: Modernization	606729	\$2,758,025	\$200,000	\$2,423,025	\$135,000
TEMPLETON- RESURFACING & RELATED WORK ON A SECTION OF ROUTE 68, FROM THE GARDNER C.L. TO THE END OF STATE HIGHWAY	1: Reliability	607321	\$1,956,017	\$-	\$-	\$1,956,017
TEWKSBURY- BRIDGE REPLACEMENT, T-03-003, MILL STREET OVER SHAWSHEEN RIVER	1: Reliability	607534	\$1,232,653	\$-	\$-	\$1,179,059
TISBURY- BIKE & PEDESTRIAN IMPROVEMENTS ALONG BEACH ROAD, FROM THE TERMINATION OF THE EXISTING SHARED USE PATH WESTERLY TO THE FIVE CORNERS INTERSECTION	2: Modernization	607411	\$2,283,905	\$-	\$-	\$2,283,905
TOTAL REGIONAL TARGET, YEAR 2020, FOR CIP POLICY DEVELOPMENT PURPOSES ONLY	2: Modernization	608372	\$217,927,834	\$-	\$-	\$25,638,569
TOWNSEND- BRIDGE REPLACEMENT, T-07-013, WEST MEADOW ROAD OVER LOCKE BROOK	1: Reliability	608259	\$2,267,760	\$-	\$-	\$1,380,376
UPTON- RECONSTRUCTION OF HARTFORD AVENUE NORTH, HIGH STREET AND HOPKINTON ROAD	2: Modernization	606125	\$9,889,980	\$-	\$-	\$7,562,926
UXBRIDGE- BRIDGE REHABILITATION, U-02-041, ST 146 (NB) OVER THE MUMFORD RIVER	1: Reliability	605347	\$2,145,500	\$-	\$-	\$887,793
UXBRIDGE- RECONSTRUCTION OF ROUTE 122 (NORTH MAIN STREET), FROM HARTFORD AVENUE TO ROUTE 16	2: Modernization	604948	\$9,559,468	\$-	\$-	\$9,559,468
UXBRIDGE- SUPERSTRUCTURE REPLACEMENT, U-02-024, ST 122 (MILLVILLE ROAD) OVER PWRR	1: Reliability	607890	\$1,530,190	\$1,092,971	\$437,220	\$-
WAKEFIELD- LYNNFIELD- RAIL TRAIL EXTENSION, FROM THE GALVIN MIDDLE SCHOOL TO LYNNFIELD/PEABODY T.L.	3: Expansion	607329	\$7,792,400	\$-	\$-	\$7,792,400
WALTHAM- BRIDGE REPLACEMENT, W-04-006, WOERD AVENUE OVER CHARLES RIVER	1: Reliability	607533	\$2,397,349	\$-	\$-	\$2,397,349

Project Name	Priority	ID	Total Cost	Prior years	SFY 2017	SFY 2018-2021
WARE- BRIDGE REHABILITATION, W-05-015, ROUTE 32 (PALMER ROAD) OVER THE WARE RIVER	1: Reliability	605126	\$4,923,178	\$-	\$-	\$2,037,177
WARE- INTERSECTION IMPROVEMENTS @ MAIN STREET, WEST STREET, NORTH STREET, SOUTH STREET & CHURCH STREET	2: Modernization	607987	\$2,100,600	\$-	\$-	\$1,729,906
WAREHAM- BRIDGE REPLACEMENT, W-06-002, PAPER MILL ROAD OVER WEWEANTIC RIVER	1: Reliability	606372	\$1,942,746	\$13,358	\$1,403,192	\$526,197
WAREHAM- RECONSTRUCTION OF ROUTE 6 & 28, FROM 500 FT. EAST OF TYLER AVENUE TO RED BROOK ROAD (1.65 MILES)	2: Modernization	117106	\$18,620,314	\$-	\$-	\$18,620,314
WAREHAM- ROCHESTER- MIDDLEBORO- INTERSTATE MAINTENANCE & RELATED WORK ON I-495	1: Reliability	607563	\$13,971,384	\$-	\$-	\$13,971,384
WAREHAM- ROCHESTER- RESURFACING & RELATED WORK ON ROUTE 28, FROM ROUTE 6 TO ROUTE 58	1: Reliability	605554	\$4,887,137	\$4,093,904	\$793,233	\$-
WARREN- BRIDGE REHABILITATION, W-07-002, MAIN STREET (SR 67) OVER QUABOAG RIVER	1: Reliability	607673	\$3,738,758	\$-	\$-	\$2,062,763
WARREN- RESURFACING & INTERSECTION IMPROVEMENTS AT ROUTE 67 & ROUTE 19 (TOWN CENTER)	2: Modernization	605559	\$1,496,000	\$530,000	\$966,000	\$-
WARREN- RESURFACING & RELATED WORK ON ROUTE 67 @ WEST WARREN & WARREN TOWN CENTERS	2: Modernization	606686	\$1,224,738	\$-	\$72,043	\$1,152,694
WASHINGTON- BRIDGE REPLACEMENT, W-09-006, SUMMIT HILL RD OVER CSX R.R.	1: Reliability	605350	\$1,259,209	\$-	\$109,496	\$1,149,713
WASHINGTON- RECONSTRUCTION OF WASHINGTON MOUNTAIN ROAD, FROM BECKET T.L. TO THE DALTON T.L.	2: Modernization	601431	\$8,872,116	\$5,739,361	\$3,132,755	\$-
WAYLAND- SIGNAL & INTERSECTION IMPROVEMENTS AT ROUTE 27 (MAIN STREET) AND ROUTE 30 (COMMONWEALTH ROAD)	2: Modernization	601579	\$2,333,296	\$70,000	\$500,000	\$1,763,296
WEBSTER- OXFORD- INTERSTATE MAINTENANCE & RELATED WORK ON I-395	1: Reliability	607562	\$7,650,720	\$-	\$-	\$7,650,720



Project Name	Priority	ID	Total Cost	Prior years	SFY 2017	SFY 2018-2021
WELLESLEY- RESURFACING ON ROUTE 9, FROM LIMIT OF ADD-A-LANE TO EAST OF OVERBROOK INTERSECTION	1: Reliability	608180	\$8,340,429	\$-	\$1,000,852	\$7,339,578
WELLFLEET- INTERSECTION IMPROVEMENTS & RELATED WORK AT ROUTE 6 & MAIN STREET	2: Modernization	607397	\$2,282,957	\$-	\$-	\$2,282,956
WEST BOYLSTON- REHABILITATION & STORMWATER IMPROVEMENTS ON STERLING STREET (ROUTE 12/140) AT THE WACHUSETT RESERVOIR	2: Modernization	607734	\$2,828,044	\$1,078,044	\$1,550,000	\$200,000
WEST BRIDGEWATER- BRIDGE REPLACEMENT, W-18-012, ROUTE 106 (WEST CENTER STREET) OVER THE HOCKOMOCK RIVER	1: Reliability	605351	\$4,941,185	\$68,482	\$4,572,703	\$300,000
WEST BRIDGEWATER- INTERSECTION IMPROVEMENTS AT ROUTE 106 & ROUTE 28 (CENTRAL SQUARE)	2: Modernization	603457	\$2,762,222	\$2,755,220	\$7,002	\$-
WEST BROOKFIELD- BRIDGE REPLACEMENT, W-19-008, WICKABOAG VALLEY ROAD OVER SUCKER BROOK	1: Reliability	604468	\$2,047,242	\$-	\$267,032	\$1,780,210
WEST BROOKFIELD- RECONSTRUCTION ON ROUTE 9, ROUTE 67 & INTERSECTIONS AT SCHOOL STREET	2: Modernization	604739	\$2,363,109	\$-	\$859,312	\$1,503,797
WEST SPRINGFIELD- ADAPTIVE SIGNAL CONTROL ON ROUTE 5 (RIVERDALE STREET)	2: Modernization	608280	\$207,900	\$-	\$24,459	\$183,441
WEST SPRINGFIELD- CONNECTICUT RIVERWALK & BIKEWAY EXTENSION, FROM ELM STREET TO ASHLEY AVENUE	3: Expansion	603730	\$1,866,125	\$-	\$207,347	\$1,658,778
WEST SPRINGFIELD- SUPERSTRUCTURE REPLACEMENT, W-21-025, SR 147 (WB/EB) (MEMORIAL AVENUE) OVER (US 5) RIVERDALE STREET (DESIGN-BUILD)	1: Reliability	605353	\$10,441,954	\$10,194,954	\$247,000	\$-
WEST SPRINGFIELD- WESTFIELD- CLEANING & PAINTING STRUCTURAL STEEL ON 10 BRIDGES CARRYING I-90 OVER PVRR, LOCKHOUSE ROAD, EAST MOUNTAIN ROAD, PVRR & MORGAN ROAD (FROM MM 40.0 TO 44.1)	1: Reliability	607692	\$5,425,588	\$-	\$-	\$5,425,588

Project Name	Priority	ID	Total Cost	Prior years	SFY 2017	SFY 2018-2021
WEST STOCKBRIDGE- BRIDGE REPLACEMENT, W-22-004, ROUTE 41 (GREAT BARRINGTON ROAD) OVER WILLIAMS RIVER	1: Reliability	604669	\$2,679,866	\$2,379,866	\$300,000	\$-
WEST STOCKBRIDGE- DECK, JOINT & SUBSTRUCTURE REPAIRS TO W-22-024, ROUTE 102 (ALBANY STREET) OVER I-90 AND AT VARIOUS LOCATIONS ON I-90	1: Reliability	607768	\$2,033,239	\$-	\$1,070,126	\$963,113
WEST STOCKBRIDGE TO AUBURN- GUIDE & TRAFFIC SIGN REPLACEMENT ON I-90 (MASSPIKE)	1: Reliability	606619	\$6,802,639	\$860,639	\$4,192,000	\$1,750,000
WESTBOROUGH- INTERSECTION & SIGNAL IMPROVEMENTS AT ROUTE 9 & LYMAN STREET	2: Modernization	604864	\$8,212,557	\$-	\$283,192	\$7,929,365
WESTBOROUGH- SOUTHBOROUGH- RESURFACING AND RELATED WORK ON ROUTE 9	1: Reliability	607172	\$8,904,121	\$7,779,121	\$1,125,000	\$-
WESTFIELD- COLUMBIA GREENWAY RAIL TRAIL CONSTRUCTION (CENTER DOWNTOWN SECTION), FROM EAST SILVER STREET TO COWLES COURT, INCLUDES W-25-014, W-25-015, W-25-016, W-25-017, W-25-018 & W-25-019	3: Expansion	603783	\$6,521,164	\$-	\$-	\$6,521,164
WESTFIELD- COLUMBIA GREENWAY RAIL TRAIL CONSTRUCTION (NORTH SECTION), FROM COWLES COURT ACCESS RAMPS TO THE WESTFIELD RIVER BRIDGE, INCLUDES REHAB OF W-25-036 (WESTFIELD RIVER CROSSING)	3: Expansion	604968	\$2,884,344	\$-	\$1,153,738	\$1,730,606
WESTFIELD- IMPROVEMENTS & RELATED WORK ON ROUTE 20, COURT STREET & WESTERN AVENUE, LLOYDS HILL ROAD TO HIGH STREET/MILL STREET INTERSECTION (PHASE II)	2: Modernization	607773	\$6,005,080	\$-	\$-	\$4,945,360
WESTFIELD- INTERSTATE MAINTENANCE & RELATED WORK ON I-90 (MM 36.4 - 41.4) (5 MILES)	1: Reliability	608320	\$3,361,680	\$-	\$-	\$3,361,680
WESTFIELD- RECONSTRUCTION OF ROUTE 187 (LITTLE RIVER ROAD) & SHAKER ROAD, FROM 300 METERS SOUTH OF ROUTE 20 TO 460 METERS EAST OF SHAKER ROAD (.8 MILES)	2: Modernization	604446	\$5,217,721	\$-	\$2,471,552	\$2,746,169

Project Name	Priority	ID	Total Cost	Prior years	SFY 2017	SFY 2018-2021
WESTFIELD- ROUTE 20 ACCESS IMPROVEMENTS ON COURT STREET & WESTERN AVENUE, FROM LLEWELLYN DRIVE EASTERLY TO LLOYDS HILL ROAD (PHASE I)	2: Modernization	603449	\$4,423,004	\$-	\$-	\$4,423,004
WESTFORD- INTERSECTION & SIGNAL IMPROVEMENTS @ ROUTE 110 & TADMUCK ROAD	2: Modernization	607251	\$3,511,352	\$-	\$206,550	\$3,304,802
WESTFORD- INTERSECTION IMPROVEMENTS @ GROTON ROAD (ROUTE 40) & DUNSTABLE ROAD	2: Modernization	608037	\$1,760,000	\$-	\$-	\$1,760,000
WESTFORD- INTERSECTION IMPROVEMENTS @ GROTON ROAD (ROUTE 40) & OAK HILL ROAD	2: Modernization	608036	\$2,012,351	\$-	\$-	\$2,012,351
WESTMINSTER- DECK REPLACEMENT, W-28-023, ROUTE 2A/140 OVER ROUTE 2	1: Reliability	607419	\$2,847,156	\$1,287,525	\$1,559,631	\$-
WESTMINSTER- INTERSECTION IMPROVEMENTS, ROUTE 2A AT ROUTE 140	2: Modernization	607446	\$2,408,560	\$-	\$-	\$2,408,560
WESTON- BRIDGE PRESERVATION ALONG I-90	1: Reliability	607660	\$1,271,433	\$917,073	\$354,360	\$-
WESTON- HVAC UPGRADES AND REPAIRS AT MASSDOT CENTRAL WAREHOUSE	1: Reliability	608338	\$184,313	\$-	\$-	\$184,313
WESTON- INTERSECTION & SIGNAL IMPROVEMENTS AT ROUTE 30 (SOUTH AVE) & WELLESLEY STREET	2: Modernization	602000	\$2,295,000	\$200,000	\$1,795,000	\$300,000
WESTON- REPAIRS TO TWO SALT SHEDS AT WESTON I-90 FACILITY	1: Reliability	608274	\$499,724	\$-	\$88,187	\$411,537
WESTON- ROOF REPLACEMENT AT WESTON CENTRAL WAREHOUSE	1: Reliability	608337	\$717,600	\$-	\$358,800	\$358,800
WESTON- WALTHAM- RESURFACING AND RELATED WORK ON ROUTE 20	1: Reliability	608528	\$8,677,900	\$-	\$-	\$8,677,900
WESTPORT- RESURFACING & RELATED WORK ON ROUTE 88	1: Reliability	607714	\$3,332,224	\$1,832,224	\$1,500,000	\$-
WESTPORT- RESURFACING AND RELATED WORK ALONG ROUTE 88 FROM MILE MARKER 0.0 (BEGINNING OF STATE HIGHWAY) NORTHERLY TO MILE MARKER 1.2, JUST NORTH OF DRIFT ROAD.	1: Reliability	608081	\$2,805,000	\$-	\$-	\$1,707,391

Project Name	Priority	ID	Total Cost	Prior years	SFY 2017	SFY 2018-2021
WESTWOOD- DEDHAM- RESURFACING AND RELATED WORK ON ROUTE 1	1: Reliability	608471	\$4,202,100	\$-	\$-	\$4,202,100
WEYMOUTH- ABINGTON- RECONSTRUCTION & WIDENING ON ROUTE 18 (MAIN STREET) FROM HIGHLAND PLACE TO ROUTE 139 (4.0 MILES) INCLUDES REPLACING W-32-013, ROUTE 18 OVER THE OLD COLONY RAILROAD (MBTA)	3: Expansion	601630	\$82,757,337	\$-	\$1,655,147	\$79,447,044
"WEYMOUTH- IMPROVEMENTS AT PINGREE ELEMENTARY SCHOOL (SRTS)	2: Modernization	608003	\$714,560	\$-	\$-	\$714,560
WEYMOUTH- INTERSECTION & SIGNAL IMPROVEMENTS AT 2 LOCATIONS: SR 53 (WASHINGTON STREET) AT MUTTON LANE & PLEASANT STREET	2: Modernization	607755	\$1,190,972	\$-	\$210,172	\$980,801
WEYMOUTH- INTERSECTION IMPROVEMENTS @ MIDDLE STREET, LIBBEY INDUSTRIAL PARKWAY AND TARA DRIVE	2: Modernization	605721	\$1,232,037	\$-	\$112,003	\$1,120,033
WEYMOUTH- RESURFACING AND RELATED WORK ON ROUTE 3A	1: Reliability	608483	\$2,760,000	\$-	\$-	\$1,785,882
WHITMAN- TRAFFIC SIGNAL IMPROVEMENTS & RELATED WORK ON BEDFORD STREET (ROUTE 18) AT 2 LOCATIONS: AUBURN STREET (ROUTE 14) & TEMPLE STREET (ROUTE 27)	2: Modernization	607860	\$2,828,858	\$-	\$-	\$2,828,858
WILBRAHAM- RECONSTRUCTION OF BOSTON ROAD (ROUTE 20), FROM DUDLEY STREET TO 400 FT. EAST OF DUMAINE STREET (0.28 MILES)	2: Modernization	607869	\$1,340,343	\$-	\$95,739	\$1,244,604
WILLIAMSBURG- BRIDGE REPLACEMENT, W-36-011, BRIDGE STREET OVER THE MILL RIVER	1: Reliability	607675	\$6,494,004	\$-	\$-	\$6,494,004
WILLIAMSTOWN- BRIDGE REHABILITATION, W-37-015, MAIN STREET (SR 2) OVER THE GREEN RIVER	1: Reliability	605356	\$4,585,878	\$-	\$-	\$4,427,744
WILLIAMSTOWN- BRIDGE REPLACEMENT, W-37-009, HOPPER ROAD OVER GREEN RIVER	1: Reliability	605935	\$2,839,760	\$2,429,660	\$410,100	\$-

Project Name	Priority	ID	Total Cost	Prior years	SFY 2017	SFY 2018-2021
WILLIAMSTOWN- RECONSTRUCTION & RELATED WORK ON ROUTE 43 (WATER STREET)	2: Modernization	605799	\$2,695,977	\$-	\$-	\$2,695,977
WILLIAMSTOWN- RESURFACING AND RELATED WORK ON ROUTE 43	1: Reliability	608472	\$3,105,000	\$-	\$-	\$2,009,118
WILMINGTON- INTERSECTION IMPROVEMENTS ON ROUTE 62 (MIDDLESEX AVENUE) @ GLENN ROAD AND WILDWOOD STREET	2: Modernization	605021	\$1,192,541	\$1,187,770	\$4,772	\$-
WINCHENDON- BRIDGE REPLACEMENT, W-39-001, HARRIS ROAD OVER TARBELL BROOK	1: Reliability	604838	\$2,396,555	\$460,517	\$1,489,000	\$447,037
WINCHENDON- RESURFACING & RELATED WORK ON ROUTE 12, FROM MILL STREET/BEGINNING OF STATE HIGHWAY TO NEW HAMPSHIRE STATE LINE (2.5 MILES)	1: Reliability	607475	\$1,782,000	\$-	\$-	\$1,782,000
"WINCHESTER- STORMWATER IMPROVEMENTS ALONG ROUTE 3"	1: Reliability	608214	\$228,659	\$-	\$-	\$228,659
WOBURN- BRIDGE REPLACEMENT & RELATED WORK, W-43-028, WASHINGTON STREET OVER I-95	1: Reliability	608097	\$16,599,532	\$-	\$-	\$2,886,875
WOBURN- BRIDGE REPLACEMENT, W-43-003, SALEM STREET OVER MBTA	1: Reliability	603008	\$4,834,688	\$-	\$210,204	\$4,624,484
WOBURN- RECONSTRUCTION OF MONTVALE AVENUE, FROM I-93 INTERCHANGE TO CENTRAL STREET (APPROX. 1,850 FT)	2: Modernization	604935	\$3,124,716	\$-	\$-	\$3,124,716
WORCESTER- BLACKSTONE CANAL STREETScape IMPROVEMENTS ON HARDING STREET	2: Modernization	606888	\$798,841	\$-	\$-	\$798,841
WORCESTER- BLACKSTONE RIVER BIKEWAY (SEGMENT 7), INCLUDING BRIDGE REHAB, W-44-041, MCGRATH BOULEVARD OVER MADISON STREET	3: Expansion	605820	\$6,581,260	\$-	\$-	\$6,581,260
WORCESTER- BLACKSTONE VISITOR CENTER & BIKEWAY (EARLY ACTION SITE WORK - PHASE I)	1: Reliability	608018	\$3,302,194	\$2,622,194	\$680,000	\$-

Project Name	Priority	ID	Total Cost	Prior years	SFY 2017	SFY 2018-2021
WORCESTER- BLACKSTONE VISITOR CENTER (PHASE II)	1: Reliability	606629	\$12,811,539	\$-	\$753,620	\$12,057,919
WORCESTER- BOYLSTON- NORTHBOROUGH- STRUCTURAL STEEL CLEANING AND PAINTING OF OVERHEAD BRIDGES ON I-290	1: Reliability	608237	\$1,368,280	\$-	\$-	\$1,368,280
WORCESTER- BRIDGE RECONSTRUCTION, W-44-094, (SR 9) BELMONT STREET OVER I-290, INCLUDES PEDESTRIAN BRIDGE	1: Reliability	604065	\$13,283,073	\$7,531,073	\$5,752,000	\$-
WORCESTER- BRIDGE SUPERSTRUCTURE REPLACEMENT, W-44-030, PLANTATION STREET OVER CSX RAILROAD	1: Reliability	606317	\$3,243,000	\$-	\$-	\$1,789,241
WORCESTER- CONSTRUCTION AND RELOCATION OF DISTRICT 3 ADMINISTRATION BUILDING ON PLANTATION PARKWAY	1: Reliability	606308	\$37,260,000	\$-	\$3,240,000	\$34,020,000
WORCESTER- INTERSECTION IMPROVEMENTS AT WINTHROP STREET & PROVIDENCE STREET, VERNON STREET & GRANITE STREET	2: Modernization	605740	\$5,142,850	\$-	\$-	\$5,142,850
WORCESTER- MAIN STREET BUSINESS DISTRICT STREETScape IMPROVEMENTS	2: Modernization	606434	\$8,114,371	\$-	\$-	\$8,114,371
WORCESTER- RECONSTRUCTION OF LINCOLN STREET (ROUTE 70), FROM MARSH AVENUE TO PLANTATION STREET (PHASE II)	2: Modernization	605055	\$7,122,789	\$3,831,789	\$3,166,000	\$125,000
WORCESTER- RESURFACING & RELATED WORK ON ROUTE 122 (GRAFTON STREET), FROM WASHINGTON SQUARE TO RICE SQUARE (1.4 MILES)	2: Modernization	601368	\$7,808,287	\$-	\$-	\$7,808,287
WORCESTER- SIGNAL & INTERSECTION IMPROVEMENTS @ HOLDEN STREET, DRUMMOND AVENUE & SHORE DRIVE, INCLUDES CULVERT EXTENSION OF W-44-122, SHORE DRIVE OVER (UNNAMED) STREAM	2: Modernization	603251	\$2,072,575	\$-	\$-	\$2,072,575

Project Name	Priority	ID	Total Cost	Prior years	SFY 2017	SFY 2018-2021
WORCESTER- SIGNAL & INTERSECTION IMPROVEMENTS ON ROUTE SR 122A (PROVIDENCE STREET) AT MILLBURY STREET & MCKEON ROAD	2: Modernization	607757	\$580,800	\$-	\$-	\$580,800
WORCESTER- STORMWATER IMPROVEMENTS ALONG I-290 AND 122A	1: Reliability	608057	\$3,250,000	\$-	\$-	\$2,659,091
WORCESTER- STREETScape IMPROVEMENTS AT MAIN STREET & MAYWOOD STREET	2: Modernization	604893	\$2,170,235	\$-	\$-	\$2,170,235
WORCESTER- WEST BOYLSTON- INTERSTATE MAINTENANCE & RELATED WORK ON I-190, INCLUDING W-44-124, I-190 OVER ROUTE 12 & RAMP B	1: Reliability	605588	\$24,988,711	\$5,541,717	\$10,346,821	\$9,100,172
YARMOUTH- BARNSTABLE- CAPE COD RAIL TRAIL EXTENSION, INCLUDES NEW BRIDGE OVER WILLOW STREET & RAILROAD (PHASE III)	3: Expansion	607398	\$7,304,026	\$-	\$-	\$7,304,026
WINCHESTER- SIGNAL & IMPROVEMENTS AT 4 LOCATIONS ON CHURCH STREET & ROUTE 3 (CAMBRIDGE STREET)	2: Modernization	601019	\$1,247,577	\$454,049	\$793,528	\$-
LONGMEADOW- BERNARDSTON- INSTALLATION OF ADVANCED TRAFFIC MANAGEMENT SYSTEM ON I-91 CORRIDOR (DESIGN-BUILD)	2: Modernization	603903	\$39,496,545	\$38,282,248	\$372,000	\$842,297
FALL RIVER- MULTI-USE PATH CONSTRUCTION, FROM BRAYTON AVENUE TO QUEQUECHAN STREET, INCLUDES REHAB OF F-02-106 & F-02-107 (QUEQUECHAN RAILTRAIL - PHASE III)	3: Expansion	606717	\$1,786,355	\$1,244,353	\$542,002	\$-
ATTLEBORO- BRIDGE REPLACEMENTS, BR# A-16-031, COUNTY STREET OVER AMTRAK & BR# A-16-003, COUNTY STREET OVER SEVEN MILE RIVER	1: Reliability	601554	\$10,095,501	\$10,070,501	\$25,000	\$-
ATTLEBORO- BRIDGE RECONSTRUCTION, A-16-032, ROUTE 1A (NEWPORT AVENUE) OVER MBTA-AMTRAK-SHORE	1: Reliability	603386	\$9,300,166	\$9,299,166	\$1,000	\$-

Project Name	Priority	ID	Total Cost	Prior years	SFY 2017	SFY 2018-2021
FAIRHAVEN- NEW BEDFORD- BRIDGE PRESERVATION, F-01-002=N-06-001 (EAST & WEST BRIDGES) ROUTE 6 OVER ACUSHNET RIVER & N-06-025, HATHAWAY ROAD OVER ROUTE I-195	1: Reliability	604329	\$62,043,259	\$61,941,259	\$102,000	\$-
LITTLETON- BRIDGE REPLACEMENT, L-13-021, TAYLOR STREET OVER I-495 (NB & SB), L-13-022, I-495 (NB & SB) OVER ROUTE 2 & L-13-023, I-495 (NB & SB) OVER RAILROAD BRIDGE	1: Reliability	604841	\$31,719,642	\$31,346,211	\$373,431	\$-
SWANSEA- SUPERSTRUCTURE REPLACEMENT, S-35-018, I-195 (EB/WB) OVER THE COLE RIVER	1: Reliability	605343	\$11,600,682	\$11,599,682	\$1,000	\$-
DANVERS- BRIDGE REPLACEMENT, D-03-013, ROUTE 35 (WATER STREET) OVER WATERS RIVER	1: Reliability	606609	\$7,303,596	\$6,295,754	\$1,007,843	\$-
BOSTON- SCHEDULED & EMERGENCY STRUCTURAL REPAIRS ON THE TOBIN BRIDGE	1: Reliability	606953	\$724,253	\$606,587	\$117,666	\$-
WESTON TO BRAINTREE- BRIDGE RECONSTRUCTION OF W-29-018 & DECK, JOINT & STRUCTURAL REPAIRS & RELATED WORK OF 7 BRIDGES ALONG I-93/US 1 & I-95/ST 128	1: Reliability	607470	\$3,887,046	\$3,886,145	\$901	\$-
SEEKONK- DARTMOUTH- GUIDE & TRAFFIC SIGN REPLACEMENT ON I-195 & SR 24	1: Reliability	605444	\$4,200,377	\$4,000,377	\$200,000	\$-
WEST SPRINGFIELD- HOLYOKE- EASTHAMPTON- NORTHAMPTON- HATFIELD- WHATELY- DEERFIELD- GREENFIELD- BERNARDSTON- GUIDE & TRAFFIC SIGN REPLACEMENT ON I-91	1: Reliability	605833	\$5,300,505	\$4,402,505	\$898,000	\$-
FALL RIVER- INTERSTATE MAINTENANCE & RELATED WORK ON I-195, FROM ROUTE 24 TO THE BRAGA BRIDGE	1: Reliability	604575	\$9,107,988	\$8,707,988	\$400,000	\$-
LEE- RECONSTRUCTION OF TYRINGHAM ROAD, FROM THE TYRINGHAM T.L. TO ROUTE 102 (2.0 MILES)	2: Modernization	601320	\$4,918,303	\$4,879,303	\$39,000	\$-



Project Name	Priority	ID	Total Cost	Prior years	SFY 2017	SFY 2018-2021
BROCKTON- DOWNTOWN ROADWAY AND STREETSCAPE IMPROVEMENTS (PHASE I)	3: Expansion	603675	\$1,550,193	\$1,573,193	\$(23,000)	\$-
DEDHAM- RECONSTRUCTION & RELATED WORK OF BRIDGE STREET (ROUTE 109) AND AMES STREET	1: Reliability	605608	\$5,915,453	\$-	\$-	\$5,915,453
BOSTON- CHELSEA- TOBIN BRIDGE TOLL PLAZA AND ADMINISTRATION BUILDING DEMOLITION	1: Reliability	605951	\$4,384,292	\$1,481,138	\$2,903,155	\$-
BROCKTON- SIGNAL AND INTERSECTION IMPROVEMENTS @ ROUTE 123 (BELMONT STREET)/LINWOOD STREET/LORRAINE AVENUE	2: Modernization	606036	\$3,774,463	\$-	\$171,567	\$3,602,897
DISTRICT 6- INSTALLATION & REFURBISHMENT OF IMPACT ATTENUATOR SYSTEMS AT VARIOUS LOCATIONS	1: Reliability	606104	\$800,651	\$-	\$320,260	\$480,390
CANTON- NORWOOD- WESTWOOD- DEDHAM STREET/I-95 INTERCHANGE RECONSTRUCTION INCLUDING REHABILITATION/REPLACEMENT OF 5 BRIDGES	3: Expansion	606146	\$70,825,321	\$151,753	\$13,251,294	\$57,422,273
HANOVER- NORWELL- BRIDGE REPLACEMENT, H-06-010, ST 3 OVER ST 123 (WEBSTER STREET) & N-24-003, ST 3 OVER ST 123 (HIGH STREET)	1: Reliability	606553	\$40,215,346	\$-	\$1,546,744	\$38,668,602
NORTHAMPTON- HATFIELD- WHATELY- DEERFIELD- INTERSTATE MAINTENANCE & RELATED WORK ON I-91, FROM MM 26.97 TO MM 38.1 (NB) AND MM 37.7 (SB)	1: Reliability	606577	\$17,918,911	\$-	\$-	\$17,918,911
BOSTON- OVERHEAD LIGHTING IMPROVEMENTS IN I-93 & I-90 TUNNELS INCLUDING INSTALLATION OF INSTRUMENTATION AND MONITORING OF MHS STRUCTURES (PHASE 1 - CRC-17A)	1: Reliability	606734	\$2,882,148	\$-	\$900,671	\$1,981,477
BOSTON- PLUMBING REPAIRS AT VARIOUS LOCATIONS	1: Reliability	606746	\$778,440	\$766,440	\$12,000	\$-



Project Name	Priority	ID	Total Cost	Prior years	SFY 2017	SFY 2018-2021
BOSTON- REHABILITATION OF HARRISON ST AND WASHINGTON ST OVER I-90 & RR (B-16-078, B-16-079)	1: Reliability	606785	\$3,449,600	\$-	\$-	\$899,896
BOSTON- FIREPROOFING REPLACEMENT & REPAIRS IN THE MHS TUNNEL SYSTEMS AT VARIOUS LOCATIONS	1: Reliability	607057	\$2,052,620	\$-	\$710,522	\$1,342,098
BOSTON- LEAK SEALING, FIREPROOFING & MISCELLANEOUS REPAIRS IN I-93, TIP O'NEILL TUNNELS (CRC 1F)	1: Reliability	607137	\$4,000,000	\$-	\$521,739	\$3,478,261

Project Name	Priority	Location	ID	Total Cost	Prior years	SFY 2017	SFY 2018-2021
Backup Highway Operations Center	2: Modernization	Statewide (IT)	IT0046	\$3,645,730	\$145,730	\$-	\$3,500,000
Crash System Replacement/Enhancement Program	2: Modernization	Statewide (IT)	IT0002	\$1,150,000	\$150,000	\$500,000	\$500,000
Customer Queuing System	2: Modernization	Statewide (IT)	IT0007	\$2,015,072	\$15,072	\$2,000,000	\$-
Document Management and Workflow Solutions	2: Modernization	Statewide (IT)	IT0014	\$3,250,000	\$-	\$500,000	\$2,750,000
DOT IT Security Automation Projects	2: Modernization	Statewide (IT)	IT0052	\$1,550,920	\$250,920	\$500,000	\$800,000
HR Time & Attendance Modernization	2: Modernization	Statewide (IT)	IT0071	\$632,000	\$332,000	\$300,000	\$-
HWY SGR Infrastructure Desktop Projects	1: Reliability	Statewide (IT)	IT0050	\$2,750,000	\$-	\$750,000	\$2,000,000
Integrated Traffic Management System Services	2: Modernization	Statewide (IT)	IT0017	\$2,700,000	\$200,000	\$250,000	\$2,250,000
ITS SGR Infrastructure Network Projects	1: Reliability	Statewide (IT)	IT0045	\$3,500,000	\$-	\$500,000	\$3,000,000
MassDOT Infrastructure / DR	1: Reliability	Statewide (IT)	IT0051	\$6,500,000	\$-	\$1,000,000	\$5,500,000
MBTA 360 Dashboard Data Warehouse	2: Modernization	Statewide (IT)	IT0074	\$1,500,000	\$-	\$500,000	\$1,000,000
MBTA Financial System Upgrade (eProcurement/eSupplier)	2: Modernization	Statewide (IT)	IT0076	\$7,000,000	\$-	\$1,500,000	\$5,500,000
MBTA SGR Infrastructure Projects	1: Reliability	Statewide (IT)	IT0053	\$5,000,000	\$-	\$1,000,000	\$4,000,000
MBTA Website Redesign	2: Modernization	Statewide (IT)	IT0080	\$3,500,000	\$-	\$1,000,000	\$2,500,000
MBTA Workforce HR System	2: Modernization	Statewide (IT)	IT0075	\$10,000,000	\$-	\$1,750,000	\$8,250,000
New Security Identification System	2: Modernization	Statewide (IT)	TBD	\$694,000	\$194,000	\$500,000	\$-
Occupational Health & Safety Management System Upgrades	2: Modernization	Statewide (IT)	IT0081	\$500,000	\$-	\$500,000	\$-
RMV Driver Licensing Program	2: Modernization	Statewide (IT)	IT0005	\$2,012,160	\$812,160	\$1,200,000	\$-
RMV SGR Infrastructure Desktop Projects	1: Reliability	Statewide (IT)	IT0048	\$1,450,000	\$-	\$250,000	\$1,200,000
State Highway Permits System	2: Modernization	Statewide (IT)	IT0015	\$4,157,196	\$1,257,196	\$1,500,000	\$1,400,000
Transportation Asset Management Application Rationalization	2: Modernization	Statewide (IT)	IT0011	\$10,743,013	\$2,743,013	\$1,500,000	\$6,500,000

Project Name	Priority	Location	ID	Total Cost	Prior years	SFY 2017	SFY 2018-2021
Transportation Asset Management Working Group Initiatives	2: Modernization	Statewide (IT)	IT0010	\$900,000	\$-	\$600,000	\$300,000

Project Name	Priority	ID	Total Cost	Prior years	SFY 2017	SFY 2018-2021
10 PP-ITD Data Center Upgrades – Operating Budget	1: Reliability	R15A03	\$1,500,000	\$13,452	\$1,486,548	\$-
45 High Street Mechanical Systems and Fire Protection Project	1: Reliability	15-19 CIP	\$10,240,000	\$-	\$-	\$10,240,000
46 High Street Mechanical Systems and Fire Protection Project	1: Reliability	NOT ASSIGNED	\$3,878,913	\$-	\$-	\$3,878,913
45 High Street Mechanical Systems and Fire Protection Project - DATA UPGRADES	1: Reliability	R12A14	\$5,600,000	\$2,260,212	\$500,000	\$2,839,788
90EPA3- HEP PRUCHASE 2009	1: Reliability	90EPA3	\$1,198,000	\$1,109,453	\$88,547	\$-
AC POWER LOAD FLOW ENG. ANALYSIS	1: Reliability	050121	\$423,501	\$215,789	\$207,712	\$-
AC POWER LOAD FLOW ENG. ANALYSIS	1: Reliability	900600	\$857,287	\$614,242	\$243,045	\$-
Accessibility ID/IQ	2: Modernization	17-21 CIP	\$2,000,000	\$-	\$-	\$2,000,000
Accessibility Improvements at BU	1: Reliability	P14002	\$400,000	\$367,854	\$32,145	\$-
AFC Equipment Overhaul	1: Reliability	050103	\$8,142,673	\$7,782,274	\$360,399	\$-
AFC IT Upgrade	1: Reliability	540003	\$5,100,000	\$903,512	\$1,766,488	\$2,430,000
ALEWIFE GARAGE REPAIRS - PHASE 2	1: Reliability	R12A08	\$8,000,000	\$6,331,186	\$700,000	\$968,814
Amtrak Corridor Spandrel Beam	1: Reliability	R15A07	\$1,200,000	\$100,000	\$750,000	\$350,000
Asset Management Program (Phase 1 - E&M)	1: Reliability	LX1601	\$500,000	\$-	\$500,000	\$-
AUBURNDALE STATION	1: Reliability	040053	\$490,000	\$185,506	\$304,494	\$-
Auburndale Station Accessibility - DESIGN	1: Reliability	R14A05	\$900,000	\$25,000	\$100,000	\$775,000
Automatic Train Protection	2: Modernization	17-21 CIP	\$64,550,000	\$-	\$-	\$47,682,249
BACK BAY STATION LOBBY VENTILATION	1: Reliability	R15A01	\$10,000,000	\$45,453	\$25,000	\$9,929,547
Beacon Junction Special Track Work Replacement	1: Reliability	LX1601	\$6,420,837	\$-	\$2,197,777	\$4,223,060
Bench Test Equipment - Riverside Facility	1: Reliability	P14010	\$1,511,100	\$597,089	\$615,466	\$298,545
Blue Line Car "RCM" Pilot	1: Reliability	P14009	\$101,000	\$100,893	\$107	\$-
BLUE LINE CARS	1: Reliability	900515	\$48,309,800	\$46,943,365	\$1,135,298	\$231,136
Boston Landing at Allston/Brighton Station	3: Expansion	S16002	\$758,650	\$150,000	\$608,650	\$-
BRIDGE PROGRAM	1: Reliability	14-18 CIP	\$67,541,458	\$-	\$-	\$67,541,458
BRIDGE PROGRAM - DESIGN/INSPECTION/RATING	1: Reliability	R12A11	\$27,962,278	\$15,462,278	\$500,000	\$12,000,000
BRIDGE PROGRAM - EMERGENCY REPAIRS	1: Reliability	R12A11	\$3,933,186	\$2,255,558	\$200,000	\$1,477,628
BRIDGE PROGRAM - FITCHBURG LINE BRIDGES	1: Reliability	900713	\$10,000,000	\$5,785,375	\$1,513,708	\$2,700,917
BRIDGE PROGRAM - MERRIMACK	1: Reliability	900609	\$52,841,601	\$6,143,627	\$16,726,764	\$29,971,210

Project Name	Priority	ID	Total Cost	Prior years	SFY 2017	SFY 2018-2021
BRIDGE PROGRAM - MERRIMACK [TIGER III GRANT]	1: Reliability	790001	\$23,000,000	\$14,088,018	\$7,012,027	\$1,899,952
BRIDGE PROGRAM - SYSTEMWIDE BRIDGE DESIGN	1: Reliability	900713	\$10,000,000	\$6,122,788	\$1,000,000	\$2,877,212
BUS OPERATIONS SUPPORT EQUIPMENT	1: Reliability	P11004	\$1,500,000	\$1,410,134	\$89,866	\$-
Bus Procurement Base Contract (325 CNG & hybrid buses)	1: Reliability	R08A15	\$159,004,533	\$23,059,892	\$95,040,473	\$40,904,167
Bus Procurement Base Contract (44 60-foot hybrid buses)	1: Reliability	NOT ASSIGNED	\$24,806,378	\$-	\$-	\$24,806,378
Bus Route Accessibility, Safety and Service Improvements	2: Modernization	17-21 CIP	\$7,500,000	\$-	\$-	\$7,500,000
Bus Stop Accessibility Improvements	1: Reliability	S16005	\$1,037,306	\$500,000	\$500,000	\$37,306
CABOT - PCB REMEDIATION/RTL HVAC 2/PAINT BOOTH	1: Reliability	R13A04	\$8,800,000	\$1,652,832	\$2,673,836	\$4,473,332
CANINE EXPLOSIVE DETECT PROGRAM	1: Reliability	J11002	\$1,202,500	\$543,708	\$115,792	\$543,000
Charlestown - Back Yard Storage Area	1: Reliability	15-19 CIP	\$5,850,000	\$-	\$2,530,000	\$3,320,000
Charlestown Revenue Facility Gate Replacement	1: Reliability	P15008	\$606,662	\$553,127	\$53,535	\$-
Charlestown Seawall Rehab	1: Reliability	443002	\$17,851,454	\$1,044,107	\$1,000,000	\$15,807,347
CHARLIE CARD STORE	1: Reliability	P12001	\$1,503,000	\$1,357,989	\$-	\$145,011
Chelsea-Silver Line/BRT Washington Ave Construction	3: Expansion	S15016	\$456,333	\$178,334	\$277,999	\$-
COACH PROCUREMENT for HYUNDAI ROTEM [75 UNITS]	1: Reliability	030228	\$6,393,980	\$5,484,374	\$909,606	\$-
COACH PROCUREMENT for HYUNDAI ROTEM [75 UNITS]	1: Reliability	050105	\$31,300,000	\$31,097,446	\$202,554	\$-
COACH PROCUREMENT for HYUNDAI ROTEM [75 UNITS][ADDTL FUNDING]	1: Reliability	900591	\$144,948,570	\$131,327,511	\$11,421,994	\$-
COLUMBIA JUNCTION	1: Reliability	R14A04	\$26,770,219	\$8,212,947	\$495,986	\$18,061,286
Commonwealth Ave Station Access Improvements	2: Modernization	NOT ASSIGNED	\$12,700,000	\$-	\$-	\$12,700,000
Commonwealth Ave Station Consolidation Project	1: Reliability	R16A05	\$700,000	\$-	\$500,000	\$200,000
Commonwealth Avenue over I-90	1: Reliability	S15014	\$2,464,176	\$125,720	\$150,000	\$2,188,456
Community College Station Camera Installation	1: Reliability	P16003	\$443,804	\$302,167	\$141,637	\$-
COMMUTER RAIL - VARIOUS STATIONS PROJECTS	1: Reliability	560001	\$2,697,922	\$2,697,471	\$451	\$-

Project Name	Priority	ID	Total Cost	Prior years	SFY 2017	SFY 2018-2021
Commuter Rail Misc. Equipment Winter Resiliency	1: Reliability	540005	\$23,236,897	\$5,964,832	\$5,759,355	\$11,518,710
COMMUTER RAIL PTC IMPLEMENTATION PHASE 1	2: Modernization	050129	\$3,200,000	\$2,085,728	\$1,114,272	\$-
Commuter Rail Track and Signal Improvements [strategic plan placeholder]	1: Reliability	17-21 CIP	\$200,000,000	\$-	\$-	\$200,000,000
CONCORD MAIN ST BRIDGE	1: Reliability	900609	\$8,620,001	\$6,939,662	\$56,784	\$100,555
CR Minim-High Platform Repairs	2: Modernization	17-21 CIP	\$2,500,000	\$-	\$-	\$2,500,000
CRASP PHASE 2 [COACHES]	1: Reliability	050120	\$6,692,058	\$4,396,350	\$2,295,708	\$-
CRASP PHASE 2 [LOCOS]	1: Reliability	050120	\$3,932,943	\$1,809,859	\$2,123,084	\$-
CSX WORCESTER LINE IMPROVEMENT - TRACK WORK	1: Reliability	550005	\$7,906,340	\$4,138,498	\$3,767,842	\$-
CSX WORCESTER LINE IMPROVEMENT (Track)	1: Reliability	S15021	\$13,500,000	\$12,474,979	\$1,025,021	\$-
CSX Worcester Line Improvements – Track Work	1: Reliability	P16004	\$5,500,000	\$5,200,000	\$300,000	\$-
DAILY OPERATIONS RESOURCE MANAGEMENT (DORM)/HASTUS UPGRADE	1: Reliability	050128	\$500,000	\$480,430	\$19,570	\$-
Database Governance and Re-Architecture	1: Reliability	R15A03	\$245,745	\$85,745	\$160,000	\$-
DMA Bus Replacement	1: Reliability	17-21 CIP	\$5,000,000	\$-	\$-	\$5,000,000
Downtown Crossing Vertical Transportation Improvements - Phase 2	2: Modernization	17-21 CIP	\$5,000,000	\$-	\$150,000	\$4,850,000
DRAINAGE STUDY ON NEEDHAM LINE	1: Reliability	P13010	\$30,000	\$27,630	\$2,370	\$-
E&M TRACK INITIATIVES (FY15)	1: Reliability	R15A02	\$21,233,142	\$21,079,530	\$153,612	\$-
East Street Bridge Replacement Project	1: Reliability	17-21 CIP	\$17,200,000	\$-	\$-	\$17,200,000
Elevator Program	1: Reliability	R05A04	\$137,441,263	\$41,051,502	\$14,650,000	\$35,874,531
Elevator Program	1: Reliability	16-20 CIP	\$10,000,000	\$-	\$3,000,000	\$7,000,000
EMC DOCUMENT SCANNING & RETRIEVAL	1: Reliability	P13003	\$1,150,000	\$1,121,231	\$28,769	\$-
EMERGENCY/ON-CALL REPAIRS - STATIONS/FACILITIES	1: Reliability	R14A05	\$6,081,576	\$3,742	\$4,452,375	\$1,625,459
Energy Conservation Program	1: Reliability	S15006	\$25,000,000	\$13,028,326	\$11,971,674	\$-
ENVIRONMENTAL REMEDIATION / T WIDE	1: Reliability	L27326	\$26,230,920	\$25,759,148	\$52,187	\$419,585
ETC HVAC/Fairmount & Uphams Stations Security Improvements	1: Reliability	P15006	\$443,300	\$226,583	\$216,717	\$-
EVERETT EQUIPMENT (WHEEL LATHE + OTHER EQUIPMENT)	1: Reliability	050128	\$3,924,613	\$-	\$3,924,613	\$-

Project Name	Priority	ID	Total Cost	Prior years	SFY 2017	SFY 2018-2021
EVERETT MAINTENANCE FACILITY - Phase 2 - BLDG. #1 FLOOR SLAB REPAIRS	1: Reliability	900644	\$13,921,996	\$1,549,333	\$5,700,000	\$5,972,663
EVERETT MAINTENANCE FACILITY - Phase 2 - FIRE PROTECTION UPGRADES	1: Reliability	050128	\$3,500,000	\$3,017,614	\$482,386	\$-
EVERETT REPAIR SHOP EQUIPMENT	1: Reliability	900589	\$3,250,000	\$3,061,060	\$172,350	\$16,590
Exhaust Stack Demolition - Watertown	1: Reliability	P15001	\$500,000	\$200,476	\$50,000	\$249,524
Expansion Joint Repairs	1: Reliability	540005	\$1,633,783	\$750,000	\$883,783	\$-
Fairmount Corridor Phase 2/Blue Hill Ave Station	3: Expansion	S16003	\$26,550,000	\$1,300,000	\$3,291,281	\$21,958,719
FAIRMOUNT/INDIGO COMMUTER RAIL LINE STUDY	3: Expansion	260063	\$440,625	\$141,226	\$299,399	\$-
Fairmount/Indigo Commuter Rail Study	3: Expansion	P15004	\$150,945	\$118,182	\$32,763	\$-
Feasibility Study of Remaining Inaccessible Stations	2: Modernization	17-21 CIP	\$13,200,000	\$-	\$-	\$13,200,000
Federal Realty Investment Trust (FRIT) - Construction	3: Expansion	F11001	\$6,812,898	\$4,409,503	\$2,403,395	\$-
FERRY ENGINE OVERHAUL&UPGRADES (10 ENGINES - 2 VESSELS)	1: Reliability	040026	\$2,097,195	\$1,783,643	\$313,552	\$-
FITCHBURG LINE - WACHUSETT EXTENSION	3: Expansion	780002	\$59,234,300	\$47,281,513	\$6,096,704	\$5,856,084
FITCHBURG LINE IMPROVEMENT - Signals	1: Reliability	R10A10	\$29,962,368	\$20,779,903	\$1,500,000	\$7,682,465
FITCHBURG LINE IMPROVEMENT - Stations	1: Reliability	030292	\$10,041,900	\$9,259,112	\$782,788	\$-
FITCHBURG LINE IMPROVEMENT - Stations	1: Reliability	R10A10	\$6,591,721	\$4,571,579	\$1,021,077	\$999,065
FITCHBURG LINE IMPROVEMENT - Track	1: Reliability	R10A10	\$23,370,647	\$16,208,324	\$1,500,000	\$5,662,323
Five Bridge DESIGN Contracts	1: Reliability	R15A05	\$30,000,000	\$1,155,297	\$3,000,000	\$25,844,703
FTA FORMULA REVIEW (BY CTPS)	1: Reliability	R13A14	\$49,967	\$47,982	\$1,985	\$-
Future 40 Foot Bus Procurement : 200 Diesel, 200 Hybrid	1: Reliability	17-21 CIP	\$45,000,000	\$-	\$1,908,655	\$43,091,345
FY14 CR INITIATIVES-SUPPLEMENTAL WORK - Bridges	1: Reliability	R14A03	\$197,561	\$100,744	\$96,817	\$-
FY14 CR INITIATIVES-SUPPLEMENTAL WORK - Facilities	1: Reliability	R14A03	\$169,338	\$86,486	\$82,852	\$-
FY14 CR INITIATIVES-SUPPLEMENTAL WORK - Track	1: Reliability	R14A03	\$2,455,395	\$1,254,044	\$1,201,351	\$-
Gloucester Drawbridge (Rockport Line)	1: Reliability	540002	\$60,000,000	\$1,182,006	\$1,635,353	\$57,182,641
GLX - College Ave to Route 16	3: Expansion	16-20 CIP	\$190,000,000	\$-	\$29,900,000	\$152,000,000



Project Name	Priority	ID	Total Cost	Prior years	SFY 2017	SFY 2018-2021
GREEN LINE #7 CAR MIDLIFE OVERHAUL [86 UNITS]	1: Reliability	050109	\$98,472,777	\$59,417,715	\$21,937,691	\$17,114,371
GREEN LINE #7 CAR MIDLIFE OVERHAUL [86 UNITS]	1: Reliability	R07A21	\$28,673,275	\$3,029,536	\$22,827,679	\$2,816,060
GREEN LINE #7 COUPLER REPLACEMENT PROGRAM	1: Reliability	R11A27	\$8,500,000	\$7,738,049	\$633,671	\$128,280
Green Line #8 Car Reliability Improvement Program	1: Reliability	17-21 CIP	\$18,520,835	\$-	\$4,784,537	\$13,736,298
Green Line 25 Cycle Signal System Replacement	1: Reliability	900735	\$33,205,507	\$2,291,200	\$15,089,307	\$15,825,000
Green Line Collision Avoidance Program	2: Modernization	16-20 CIP	\$4,000,000	\$-	\$-	\$-
Green Line Extension - Federal	3: Expansion	S08009	\$996,121,000	\$-	\$55,000,000	\$600,000,000
Green Line Extension - FY16-21 Mitigation Costs	3: Expansion	S15020	\$82,893,191	\$12,757,400	\$13,158,349	\$56,977,442
Green Line Extension - State	3: Expansion	S11002	\$951,548,884	\$468,730,395	\$55,000,000	\$400,000,000
Green Line Fenway Portal	1: Reliability	443002	\$28,898,254	\$125,000	\$500,000	\$28,273,254
Green Line Light Rail Fleet Replacement	1: Reliability	17-21 CIP	\$5,000,000	\$-	\$-	\$5,000,000
GREEN LINE NO. 8 CAR RELIABILITY IMPROVEMENTS	1: Reliability	540001	\$11,750,001	\$2,888,457	\$4,000,000	\$4,861,544
Green Line No. 8 Fleet Service, Maintenance and Reliability Improvement Program	1: Reliability	15-19 CIP	\$28,122,351	\$-	\$-	\$28,122,351
GREEN LINE REAL-TIME TRACKING SYSTEM	1: Reliability	S13002	\$13,426,934	\$12,871,982	\$554,952	\$-
Green Line Surface Station DESIGN	2: Modernization	17-21 CIP	\$7,500,000	\$-	\$-	\$7,500,000
Green Line Type 7 Selective Systems Overhaul	1: Reliability	15-19 CIP	\$34,921,593	\$-	\$11,648,868	\$23,272,725
GROUNDWATER REMEDIATION	1: Reliability	R07A16	\$4,970,000	\$1,814,607	\$250,000	\$1,000,000
HARVARD SQUARE BUSWAY IMPROVEMENTS [13-17 CIP]	1: Reliability	R14A05	\$1,700,000	\$300,000	\$291,387	\$1,108,613
HEP PURCHASE- 2010	1: Reliability	90EPA4	\$800,000	\$790,624	\$9,376	\$-
HEP PURCHASE-2008	1: Reliability	90EPA2	\$297,000	\$296,484	\$516	\$-
Hingham Ferry Dock Modification	1: Reliability	16-20 CIP	\$6,700,000	\$-	\$-	\$6,700,000
Hingham Ferry Dock Modifications	1: Reliability	17-21 CIP	\$4,300,000	\$-	\$-	\$4,300,000
HINGHAM FERRY DOCK REPAIRS	1: Reliability	040052	\$3,500,001	\$641,163	\$500,000	\$2,358,838
Hingham Marine Intermodal Center	1: Reliability	040019	\$4,398,719	\$3,294,060	\$110,000	\$994,659
Hingham Marine Intermodal Center	1: Reliability	040048	\$6,576,281	\$3,225,195	\$1,080,421	\$2,270,665
Hingham Marine Intermodal Center	1: Reliability	R14A05	\$1,750,000	\$795,864	\$262,140	\$691,996
Hull Docking Facilities Upgrades	1: Reliability	900736	\$245,678	\$170,000	\$75,678	\$-

Project Name	Priority	ID	Total Cost	Prior years	SFY 2017	SFY 2018-2021
Improvements to Alewife, Braintree and Quincy Adams	1: Reliability	17-21 CIP	\$15,000,000	\$-	\$-	\$15,000,000
INSTALLATION OF LAYOVER POWER STATIONS AT YARD 61 (3 PLUG-INS)(Savings from Old Colony Tie Replacement)	1: Reliability	900644	\$3,925,000	\$1,500,000	\$1,345,000	\$1,080,000
INSTALLATION OF MEZZANINES AT ALL GREEN LINE CAR HOUSES	1: Reliability	R13A12	\$5,612,126	\$1,308,035	\$2,254,000	\$2,050,091
JFK STATION PEDESTRIAN RAMPS & STAIR REPLACE [13-17 CIP]	1: Reliability	R13A04	\$1,650,000	\$1,306,503	\$35,000	\$308,497
KAWASAKI COACHES - OVERHAUL [74 UNITS]	1: Reliability	050105	\$125,674,124	\$73,726,222	\$29,878,510	\$22,069,392
Kawasaki Coaches - Overhaul Option (32 Units)	1: Reliability	NOT ASSIGNED	\$37,636,630	\$-	\$10,425,729	\$27,210,901
Knowledge Corridor	3: Expansion	17-21 CIP	\$18,972,584	\$-	\$-	\$-
Knowledge Corridor - Grade Crossing	3: Expansion	S14001	\$10,919,086	\$10,497,862	\$251,028	\$-
KNOWLEDGE CORRIDOR - HSIPR	3: Expansion	S10007	\$104,281,004	\$83,494,942	\$4,948,978	\$-
LAYOVER FACIL. NORWICH N. YARD	1: Reliability	P13008	\$180,000	\$170,430	\$9,570	\$-
LOCO TOP DECK OVERHAULS PH. II (25) (GP40MC)	1: Reliability	050106	\$20,750,000	\$17,463,764	\$3,286,236	\$-
Longfellow Bridge - Support	1: Reliability	S13005	\$14,916,560	\$6,117,743	\$5,000,000	\$3,798,817
Low or No Emission Vehicle Deployment Program (LoNo) (5 units)	1: Reliability	260064	\$4,869,633	\$17,510	\$933,566	\$3,918,557
LRAP / GOV'T CENTER DESIGN	1: Reliability	900649	\$107,817,211	\$69,596,385	\$22,500,000	\$15,720,826
MANSFIELD CR STATION PEDESTRIAN RAMPS	1: Reliability	050124	\$156,250	\$-	\$156,250	\$-
MANSFIELD CR STATION PEDESTRIAN RAMPS [12-16 CIP]	1: Reliability	R12A15	\$1,800,000	\$837,869	\$300,000	\$662,132
Mansfield Station Accessibility Improvements	2: Modernization	17-21 CIP	\$400,000	\$-	\$-	\$400,000
MAP UPGRADE PROGRAM	1: Reliability	P13009	\$100,000	\$95,978	\$4,022	\$-
MBTA 2016 Bus Procurement: 325 Buses	1: Reliability	900739	\$100,852,155	\$1,130,284	\$99,555,981	\$1,000,309
MBTA 2016 Bus Procurement: 44 60-foot hybrid buses	1: Reliability	900739	\$35,287,598	\$20,948	\$30,643,150	\$4,623,500
MBTA LoNo Project - Supplementary	1: Reliability	340012	\$5,292,268	\$-	\$5,292,268	\$-
MBTA.COM Upgrades	1: Reliability	R15A03	\$1,950,000	\$1,462,500	\$487,500	\$-
Medford Route 38 over Mystic River	1: Reliability	S15017	\$31,966	\$-	\$31,966	\$-
MILLERS DAM	1: Reliability	R07A29	\$6,000,000	\$5,214,835	\$468,757	\$316,408
MISC AUDIT SERVICES	1: Reliability	L33505	\$3,511,100	\$1,994,332	\$423,591	\$1,093,177

Project Name	Priority	ID	Total Cost	Prior years	SFY 2017	SFY 2018-2021
MISC ENGINEERING (VE, SURVEY, CODE, TASK ORDER)	1: Reliability	L33505	\$7,215,000	\$5,141,060	\$160,075	\$1,913,866
Miscellaneous Power Projects	1: Reliability	540005	\$3,290,402	\$2,982,400	\$308,002	\$-
MPI HSP46 Remote Diagnostic Monitoring System	1: Reliability	P15010	\$558,300	\$186,100	\$186,100	\$186,100
Natick Center Station Accessibility Project	2: Modernization	17-21 CIP	\$3,500,000	\$-	\$1,553,070	\$1,946,930
New CP6 and Associated Signal Work	1: Reliability	S16002	\$2,475,000	\$1,836,300	\$638,700	\$-
New CP6 and Associated Track Work	1: Reliability	S16002	\$5,775,000	\$4,284,700	\$1,490,300	\$-
NON-REVENUE VEHICLE PROGRAM	1: Reliability	900590	\$7,000,000	\$6,510,906	\$489,094	\$-
NON-REVENUE VEHICLE PROGRAM - TO STAY BOND [UNIMOG/TAMPER]	1: Reliability	R13A05	\$1,200,000	\$-	\$1,200,000	\$-
OAK GROVE PLATFORMS & PEDESTRIAN BRIDGE	1: Reliability	R09A03	\$7,525,000	\$5,738,963	\$-	\$1,786,036
Occupational Health Services Project	1: Reliability	R15A03	\$900,000	\$720,000	\$180,000	\$-
OL JOURNAL BEARING REPLACEMENT PROGRAM	1: Reliability	900576	\$4,500,000	\$2,793,754	\$796,800	\$909,446
Old South Meeting House Leak Repairs	1: Reliability	R15A01	\$1,385,000	\$75,000	\$300,000	\$1,010,000
Orange Line #12 Truck Rewiring Program	1: Reliability	P15003	\$1,667,600	\$470,130	\$592,800	\$604,670
ORANGE LINE DC CABLE UPGRADE	1: Reliability	050121	\$10,764,211	\$2,558,728	\$2,756,321	\$5,449,162
ORANGE LINE DC CABLE UPGRADE	1: Reliability	900600	\$10,964,121	\$8,481,692	\$478,243	\$2,049,186
ORANGE LINE POWER INFRASTRUCTURE IMPROVEMENTS	1: Reliability	R07A27	\$3,764,355	\$3,154,006	\$250,000	\$360,349
Orange Line Third Rail Heater Program	1: Reliability	540005	\$22,484,517	\$20,990,507	\$1,494,010	\$-
ORANGE LINE TRACTION POWER UPGRADE	1: Reliability	050121	\$16,818,600	\$475,242	\$4,473,363	\$11,869,995
ORANGE LINE TRACTION POWER UPGRADE	1: Reliability	900600	\$26,447,226	\$3,034,138	\$3,200,000	\$20,213,088
ORIENT HEIGHTS STATION	1: Reliability	900631	\$32,888,129	\$32,088,129	\$500,000	\$300,000
ORIENT HEIGHTS STATION [PRE SAFETEA-LU]	1: Reliability	900622	\$17,566,827	\$17,303,968	\$255,000	\$7,859
Overhaul of 155 Option New Flyer Buses	1: Reliability	NOT ASSIGNED	\$41,672,250	\$-	\$10,514,636	\$31,157,614
Overhaul of 32 Neoplan 60' DMA Buses	1: Reliability	R13A09	\$24,394,602	\$6,566,586	\$11,794,822	\$6,033,194
Overhaul of 44 Neoplan 60' CNG Buses [Engineering]	1: Reliability	R13A09	\$2,000,000	\$-	\$2,000,000	\$-
OVERHAUL OF JET ENGINES	1: Reliability	050121	\$1,892,001	\$1,891,443	\$558	\$-
OVERHAUL OF JET ENGINES	1: Reliability	900600	\$3,454,831	\$1,840,812	\$850,000	\$739,019
PARATRANSIT TAXI SUBSIDY	1: Reliability	570023	\$389,707	\$154,015	\$235,692	\$-

Project Name	Priority	ID	Total Cost	Prior years	SFY 2017	SFY 2018-2021
Parking - Rt. 128/Woodland/Alewife	1: Reliability	P16001	\$905,700	\$250,000	\$400,000	\$255,700
Parking Revenue Equipment - Lynn/Wellington	1: Reliability	P15005	\$784,850	\$-	\$784,850	\$-
Pawtucket Facility	1: Reliability	90RI01	\$21,110,000	\$20,995,190	\$114,810	\$-
Pawtucket Inspection Pit	1: Reliability	90RI12	\$4,300,000	\$530,609	\$1,868,934	\$1,900,457
PCC Car Replacement-Alternative Service	1: Reliability	17-21 CIP	\$5,000,000	\$-	\$271,583	\$4,728,417
PCC SGR	1: Reliability	17-21 CIP	\$3,796,400	\$-	\$1,000,000	\$2,796,400
Plan for Accessible Transit Infrastructure (PATI)	1: Reliability	P14006	\$3,317,500	\$497,395	\$1,300,000	\$1,520,105
POLICE DEPT - IT SYSTEM UPGRADE	1: Reliability	P11002	\$325,000	\$309,195	\$15,805	\$-
POSITIVE TRAIN CONTROL (COMMUTER RAIL) - TIFIA	2: Modernization	NOT ASSIGNED	\$154,535,000	\$-	\$-	\$148,823,572
POWER RTU AND COMMUNICATIONS UPGRADE	1: Reliability	050121	\$1,437,503	\$734,188	\$381,958	\$321,357
POWER RTU AND COMMUNICATIONS UPGRADE	1: Reliability	900600	\$1,463,400	\$585,952	\$500,000	\$377,448
PROCURE (13+7) CR LOCOMOTIVES [OPTION]	1: Reliability	900591	\$49,797,561	\$37,230,484	\$7,567,077	\$-
PROCURE (13+7) CR LOCOMOTIVES [OPTION][CMAQ FUNDS]	1: Reliability	950014	\$69,862,338	\$65,438,498	\$4,423,840	\$-
PROCURE (20) CR LOCOMOTIVES [BASE]	1: Reliability	050105	\$12,391,485	\$7,321,165	\$5,070,320	\$-
PROCURE (20) CR LOCOMOTIVES [BASE]	1: Reliability	050119	\$16,653,907	\$16,277,246	\$376,661	\$-
PROCURE (20) CR LOCOMOTIVES [BASE]	1: Reliability	900591	\$13,410,342	\$12,894,720	\$515,622	\$-
PROCURE (20) CR LOCOMOTIVES [BASE][CMAQ FUNDS]	1: Reliability	950014	\$93,750,001	\$89,400,846	\$4,349,155	\$-
PROCURE (7) CR LOCOMOTIVES [OPTION]	1: Reliability	050105	\$2,921,004	\$2,877,450	\$43,554	\$-
PROCUREMENT OF WHEELS FOR RED, ORANGE AND BLUE LINE VEHICLES	1: Reliability	P14001	\$2,683,035	\$1,931,359	\$301,277	\$450,399
Public Safety Improvements to System-Wide Radio	1: Reliability	17-21 CIP	\$5,000,000	\$-	\$-	\$5,000,000
QUINCY HIGH SPEED CATAMARAN (2 UNITS)	1: Reliability	040025	\$11,460,193	\$3,567,896	\$7,388,597	\$503,700
QUINCY HIGH SPEED CATAMARAN (2 UNITS)	1: Reliability	040026	\$2,117,805	\$29,534	\$2,088,271	\$-
READVILLE FACILITY REMEDIATION	1: Reliability	R11A13	\$3,050,000	\$2,728,818	\$321,182	\$-
Red Line #1 Gear Units/#2 Spin Slide Control Boxes	1: Reliability	P15003	\$1,061,248	\$650,000	\$379,072	\$32,176
RED LINE #2 CAR OVERHAUL (58 CARS)	1: Reliability	050115	\$38,583,852	\$36,046,074	\$2,519,777	\$-
RED LINE #2 CAR OVERHAUL (58 CARS)	1: Reliability	R13A11	\$6,879,542	\$3,204,244	\$3,675,298	\$-
Red Line / Orange Line Infrastructure Improvements	2: Modernization	17-21 CIP	\$498,240,480	\$-	\$18,000,000	\$441,003,843
RED LINE DC CABLE UPGRADE	1: Reliability	050121	\$14,254,833	\$3,970,853	\$3,500,000	\$6,783,980
RED LINE DC CABLE UPGRADE	1: Reliability	900600	\$14,254,833	\$6,974,125	\$1,973,670	\$5,307,029

Project Name	Priority	ID	Total Cost	Prior years	SFY 2017	SFY 2018-2021
RED LINE FLOATING SLABS (ALEWIFE-HARVARD)	1: Reliability	900644	\$34,000,000	\$8,189,254	\$6,036,246	\$19,774,500
Red Line No. 3 Car Mid-Life Overhaul	1: Reliability	17-21 CIP	\$204,238,245	\$-	\$2,118,731	\$139,752,238
RED LINE SIGNAL CABLE REPLACEMENT	1: Reliability	900711	\$29,000,000	\$17,000,000	\$7,000,000	\$5,000,000
Red Line Signal Trough and Winter Resiliency	1: Reliability	R16A07	\$26,092,719	\$88,355	\$5,590,752	\$20,413,612
Red Line Third Rail Heater Program	1: Reliability	540005	\$9,784,711	\$7,000,000	\$2,784,711	\$-
RED LINE TRACTION POWER UPGRADE	1: Reliability	050121	\$12,581,502	\$10,813,331	\$1,495,713	\$272,458
RED LINE TRACTION POWER UPGRADE	1: Reliability	900600	\$7,418,305	\$2,220,062	\$2,236,206	\$2,962,037
RED LINES (#1) AND ORANGE LINE (#12) PREVENTIVE MAINTENANCE	1: Reliability	900621	\$29,801,193	\$14,390,527	\$5,442,965	\$9,967,701
Red, Orange and Green Line Signals Program [strategic plan placeholder]	1: Reliability	17-21 CIP	\$500,000,000	\$-	\$19,206,525	\$480,793,472
Rehabilitation of the South Shore Garages	1: Reliability	15-19 CIP	\$5,500,000	\$-	\$-	\$5,500,000
RELOCATE FACILITIES MORTON ST	1: Reliability	S14005	\$182,438	\$-	\$182,438	\$-
Rename: Commuter Rail Coach Procurement	1: Reliability	17-21 CIP	\$231,647,167	\$-	\$1,000,000	\$149,000,000
Rename: Commuter Rail Locomotive Reliability	1: Reliability	12-16 CIP	\$72,000,000	\$-	\$-	\$69,120,000
Rename: Commuter Rail Locomotive Reliability [LOCOMOTIVE TOP DECK OVERHAUL PROGRAM [12-16 CIP]]	1: Reliability	12-16 CIP	\$18,000,000	\$-	\$-	\$17,280,000
Rename: IDIQ Contracts	1: Reliability	14-18 CIP	\$17,500,000	\$-	\$-	\$17,500,000
Replace two minim high platforms at Mansfield Cr Station	2: Modernization	16-20 CIP	\$6,202,041	\$-	\$-	\$6,202,041
Replacement & Rehabilitation of Draw 1 and Tower A at North Station	1: Reliability	17-21 CIP	\$121,100,000	\$-	\$1,000,000	\$104,297,858
Replacement of Bacon Street Bridge	1: Reliability	17-21 CIP	\$12,000,000	\$-	\$-	\$12,000,000
Resiliency Efforts - Vehicles	1: Reliability	P15011	\$10,063,000	\$9,705,278	\$357,722	\$-
Resiliency Facility Projects	1: Reliability	540005	\$1,086,475	\$500,000	\$586,475	\$-
Resiliency Station Projects	1: Reliability	540005	\$1,551,799	\$1,000,000	\$551,799	\$-
Roadway Repairs between Alford Garage and Seawall	1: Reliability	P16007	\$500,000	\$135,000	\$365,000	\$-
ROCKPORT COMM RAIL IMPROVEMENTS	1: Reliability	R07A19	\$1,405,369	\$677,952	\$100,000	\$627,417
ROCKPORT COMM RAIL STATION IMPROVEMENTS	1: Reliability	040054	\$1,523,088	\$130,620	\$650,000	\$742,468
Rockport Commuter Rail Layover Power Upgrade	1: Reliability	16-20 CIP	\$3,900,000	\$-	\$55,837	\$3,844,163

Project Name	Priority	ID	Total Cost	Prior years	SFY 2017	SFY 2018-2021
ROLLING STOCK EXTENDED LIFE PROGRAM [FY13 ONLY]	1: Reliability	050128	\$7,420,002	\$4,747,390	\$2,672,612	\$-
Ruggles Station Improvements – Phase II	2: Modernization	17-21 CIP	\$16,000,000	\$-	\$-	\$16,000,000
Ruggles Station Upgrades	1: Reliability	790002	\$30,000,000	\$1,553,360	\$1,028,968	\$27,417,672
S. Station - Ground Settlement	3: Expansion	C94003	\$8,798,857	\$8,546,844	\$252,013	\$-
S. Station - Planning/Engr	3: Expansion	S13004	\$406,000	\$25,247	\$380,753	\$-
S. Station - USPS Market Value	3: Expansion	S13001	\$726,000	\$609,217	\$116,783	\$-
SALEM PARKING GARAGE	1: Reliability	S12002	\$40,265,435	\$37,457,365	\$2,808,070	\$-
SAVIN HILL FLYOVER (RED LINE)	1: Reliability	R12A11	\$3,598,000	\$1,714,761	\$1,883,239	\$-
SBSS TRANSFORMER & CABLE REPLACEMENT - SOUTH BOSTON SWITCHING STATION	1: Reliability	050121	\$1,611,527	\$1,374,502	\$237,025	\$-
SBSS TRANSFORMER & CABLE REPLACEMENT - SOUTH BOSTON SWITCHING STATION	1: Reliability	900600	\$1,534,908	\$261,056	\$673,852	\$600,000
SCR Early Action CM/PM and PE Services	3: Expansion	S15001	\$220,000,000	\$15,181,991	\$22,000,000	\$81,000,000
SCR Early Action Grade Crossings - Construction	3: Expansion	S15002	\$22,700,000	\$15,145,063	\$7,279,638	\$-
SCR Early Action Grade Crossings - Material	3: Expansion	S15003	\$6,000,000	\$1,684,093	\$4,315,907	\$-
SECURITY TRAINING CENTER	1: Reliability	R08A19	\$163,477	\$116,095	\$47,382	\$-
Selective System Reliability Program 155 ECD Buses	1: Reliability	R14A06	\$34,489,817	\$14,095,174	\$7,564,017	\$12,830,627
SHARON STATION ACCESSIBILITY IMPROVEMENTS	1: Reliability	R12A13	\$5,520,317	\$4,254,175	\$800,000	\$432,163
SHARON STATION UNDERGROUND TANK REPLACEMENT	1: Reliability	R14A06	\$100,000	\$-	\$100,000	\$-
Sheet Pile Retaining Wall and Site Repairs, Alford Street Bus Maintenance Facility & Laydown Yard, Charlestown	1: Reliability	17-21 CIP	\$18,389,518	\$-	\$-	\$18,389,518
Shoring at Quincy Center Parking Garage	1: Reliability	P15011	\$3,948,900	\$1,000,000	\$625,000	\$-
South Attleboro Pedestrian Bridge Inspection	1: Reliability	90RI12	\$400,000	\$161,369	\$9,861	\$228,770
South Attleboro Station Needs Assessment & Improvements Plan	2: Modernization	17-21 CIP	\$3,500,000	\$-	\$-	\$3,500,000
South Coast Early Action Owner's Representative	3: Expansion	S15004	\$10,000,000	\$320,472	\$1,200,000	\$4,800,000
South Shore Garages - Emergency Lighting	1: Reliability	P15009	\$2,700,000	\$1,450,000	\$50,000	\$1,200,000
South Shore Parking Garage Repairs	1: Reliability	16-20 CIP	\$39,664,890	\$-	\$-	\$39,664,890
SOUTH SHORE PARKING GARAGES REHAB	1: Reliability	R08A12	\$40,835,110	\$7,995,837	\$3,000,000	\$29,839,273

Project Name	Priority	ID	Total Cost	Prior years	SFY 2017	SFY 2018-2021
STATE STREET STATION	1: Reliability	L33223	\$19,514,275	\$19,388,892	\$125,383	\$-
Stations and Facilities, and Commuter Rail and Transit Infrastructure Urgent ID/IQ Construction Contracts	1: Reliability	17-21 CIP	\$34,534,736	\$-	\$3,000,000	\$31,534,736
STORMS, HURRICANES, & OTHER	1: Reliability	R12A06	\$200,000	\$138,909	\$61,091	\$-
Symphony Station Improvements	2: Modernization	17-21 CIP	\$5,000,000	\$-	\$-	\$5,000,000
System-Wide Radio	1: Reliability	17-21 CIP	\$70,000,000	\$-	\$-	\$70,000,000
Tank Replacement Program	1: Reliability	R13A19	\$120,000	\$-	\$120,000	\$-
The Auburndale Commuter Rail Station Accessibility Project	2: Modernization	17-21 CIP	\$19,739,934	\$-	\$-	\$19,739,934
The Forest Hills Orange Line/Commuter Rail Station Accessibility Project	2: Modernization	17-21 CIP	\$5,000,000	\$-	\$100,000	\$4,900,000
The Newton Highlands Green Line Station Accessibility Project	2: Modernization	17-21 CIP	\$7,298,500	\$-	\$-	\$7,298,500
TOD - WONDERLAND PARKING & BUSWAY	1: Reliability	R11A10	\$11,300,000	\$10,484,249	\$115,000	\$-
TRACK WORKER WARNING SYSTEMS	1: Reliability	P13001	\$100,000	\$9,528	\$90,472	\$-
TRACKLESS TROLLEY OVERHEAD REPLACEMENT	1: Reliability	050121	\$6,967,502	\$1,183,149	\$5,784,353	\$-
TRACKLESS TROLLEY OVERHEAD REPLACEMENT	1: Reliability	900600	\$29,735,731	\$3,540,334	\$21,633,333	\$4,562,064
TRACTION POWER SUBSTATIONS- PHASES 3-4 (ALL MODES)	1: Reliability	050121	\$12,500,000	\$1,000,000	\$1,400,000	\$10,100,000
TRACTION POWER SUBSTATIONS- PHASES 3-4 (ALL MODES)	1: Reliability	900600	\$18,527,484	\$286,365	\$300,000	\$17,941,119
TRANSFER OF EXCESS CHARGES AGAINST ARRA	2: Modernization	R14ARA	\$1,814,951	\$463,404	\$1,351,547	\$-
TRANSFER OF EXCESS CHARGES AGAINST FEDERAL GRANTS	2: Modernization	R13A20	\$885,049	\$725,303	\$159,746	\$-
TRANSFORMER S REPLACEMENT PHASE 2 [10 UNITS]	1: Reliability	050121	\$6,105,004	\$544,109	\$500,000	\$5,060,895
TRANSFORMER S REPLACEMENT PHASE 2 [10 UNITS]	1: Reliability	900600	\$6,539,802	\$490,472	\$1,500,000	\$4,549,330
TRANSP CONTROL & INFO SYSTEM	1: Reliability	L33242	\$998,000	\$899,564	\$98,436	\$-
Trapelo Rd. - Catenary Rmvl.	1: Reliability	S14002	\$1,413,307	\$663,527	\$597,316	\$152,464



Project Name	Priority	ID	Total Cost	Prior years	SFY 2017	SFY 2018-2021
Trapelo Rd. - Replace Trolleys	1: Reliability	S14003	\$612,428	\$599,291	\$13,137	\$-
TUNNEL IMPROVEMENTS	1: Reliability	R11A22	\$23,996,520	\$12,377,583	\$700,000	\$10,918,937
Underground Storage Tank Program	1: Reliability	P16005	\$4,878,493	\$2,663,794	\$2,214,699	\$-
UNIFIED PLANNING PROGRAM	1: Reliability	L00004	\$432,900	\$141,593	\$75,000	\$216,307
UNIFIED PLANNING PROGRAM (MAPC)	1: Reliability	L00004	\$4,740,063	\$3,346,911	\$450,000	\$943,152
Various D&C Initiatives	1: Reliability	P15001	\$231,500	\$86,775	\$30,000	\$114,725
VARIOUS REMEDIATION PROJECTS	1: Reliability	R11A13	\$2,175,900	\$279,026	\$-	\$1,896,874
"Vertical Transportation Improvements -			Oak Grove Station Redundant/Replacement Elevators"	2: Modernization	17-21 CIP	\$16,000,000
VIDEO ENHANCE/BARRIER REPLACE	1: Reliability	P14004	\$383,100	\$328,100	\$55,000	\$-
Wachusett Extension	3: Expansion	R16A08	\$8,020,000	\$126,294	\$2,504,873	\$5,388,833
Wachusett Extension	3: Expansion	S15010	\$9,586,393	\$852,556	\$3,609,608	\$5,124,229
Wachusett Extension – Additional Funding	3: Expansion	17-21 CIP	\$19,100,000	\$-	\$5,000,000	\$14,100,000
WACHUSETT EXTENSION PROJECT (FHWA FLEXED FUNDS)	3: Expansion	950022	\$5,509,062	\$4,759,371	\$756,579	\$-
WAYFINDING - BACK BAY STATION	1: Reliability	R09A01	\$730,000	\$-	\$25,000	\$705,000
Wellington Station Camera Installation	1: Reliability	P16003	\$507,371	\$362,985	\$144,386	\$-
Winchester Center Commuter Rail Improvements	1: Reliability	17-21 CIP	\$33,548,251	\$-	\$-	\$33,548,251
WINCHESTER STATION IMPROVEMENT - DESIGN	1: Reliability	R11A03	\$1,300,000	\$606,307	\$500,000	\$193,693
Wollaston Station Improvements	1: Reliability	17-21 CIP	\$51,149,976	\$-	\$-	\$51,149,976
Wollaston Station Improvements	1: Reliability	R13A02	\$7,500,000	\$3,638,645	\$1,250,000	\$2,611,355
Beverly Draw (Construction)	1: Reliability	540006	\$54,500,000	\$866,984	\$4,333,016	\$49,300,000
Shore Line Bridge (Construction)	1: Reliability	540006	\$19,930,913	\$400,000	\$15,000,000	\$4,530,913
Lagrange Street Bridge (Construction)	1: Reliability	540006	\$8,200,000	\$500,000	\$7,000,000	\$700,000
Guild Street (Construction)	1: Reliability	540006	\$5,515,538	\$50,000	\$3,800,000	\$1,665,538
Shawsheen River (Construction)	1: Reliability	540006	\$4,000,000	\$-	\$500,000	\$3,500,000
Saugus Draw Emergency Repairs (Construction)	1: Reliability	540006	\$4,247,187	\$3,191,685	\$505,502	\$550,000
Preventive Maintenance Systemwide	1: Reliability	540006	\$14,142,380	\$8,171,824	\$1,000,000	\$4,970,556
Systemwide Tunnel Design	1: Reliability	540006	\$2,688,279	\$876,884	\$300,000	\$1,511,395



Project Name	Priority	ID	Total Cost	Prior years	SFY 2017	SFY 2018-2021
Systemwide Tunnel Construction	1: Reliability	540006	\$9,999,969	\$2,500,000	\$1,250,000	\$6,249,969
POSITIVE TRAIN CONTROL (COMMUTER RAIL) - MBTA Formula Funds	2: Modernization	NOT ASSIGNED	\$60,000,000	\$-	\$13,716,110	\$43,731,102
POSITIVE TRAIN CONTROL (COMMUTER RAIL) - RRIF	2: Modernization	NOT ASSIGNED	\$165,815,375	\$-	\$-	\$153,347,085
Green Line Train Protection	2: Modernization	R16A09	\$5,000,000	\$388,455	\$1,467,498	\$3,144,047
Red Orange Procurement	1: Reliability	S15018	\$476,495,431	\$60,217,690	\$95,768,326	\$320,509,415
Unimog	1: Reliability	NOT ASSIGNED	\$1,200,000	\$-	\$1,200,000	\$-
Short Term Power Investments	1: Reliability	NOT ASSIGNED	\$10,000,000	\$-	\$10,000,000	\$-
AFC 2.0	1: Reliability	NOT ASSIGNED	\$8,000,000	\$-	\$8,000,000	\$-
Lynn Parking Garage	1: Reliability	LX1601	\$6,100,000	\$-	\$6,100,000	\$-
Station Improvements	1: Reliability	NOT ASSIGNED	\$100,000	\$-	\$100,000	\$-
Locomotive Restoration to Increase Fleet Size	1: Reliability	NOT ASSIGNED	\$6,000,000	\$-	\$6,000,000	\$-
Lynn Garage	1: Reliability	17-21 CIP	\$6,100,000	\$-	\$6,100,000	\$-
Saugus Draw Permanent Repair & Shore Line Bridge (Design)	1: Reliability	540006	\$11,900,000	\$1,844,950	\$750,000	\$9,305,050
POSITIVE TRAIN CONTROL (COMMUTER RAIL) - MBTA Additional Bond Funds	2: Modernization	NOT ASSIGNED	\$83,846,578	\$-	\$3,429,027	\$80,417,550
HASTUS Bus Scheduling Improvement [FMCB Presentation Label]	1: Reliability	LX1601	\$9,112,890	\$45,437	\$8,925,441	\$-

Project Name	Priority	Location	ID	Total Cost	Prior years	SFY 2017	SFY 2018-2021
CWR -- Test & Monitor CWR (VERSE, Etc.)	1: Reliability	CAPE MAIN	R-1.8.2	\$80,000	\$-	\$40,000	\$40,000
Acquire & Rehab MBTA Surplus Coaches and Locomotives	3: Expansion	Statewide	R-20.5	\$32,000,000	\$-	\$1,000,000	\$31,000,000
ADDITIONAL CONSENT PROPERTIES	1: Reliability	ADDITIONAL CONSENT PROPERTIES	R-11	\$250,000	\$-	\$125,000	\$125,000
Additional Repairs to Private OHB	1: Reliability	FALMOUTH SECONDARY	R-3.4.4	\$73,440	\$-	\$73,440	\$-
Additional Yards & Rail Support Facilities	1: Reliability	CAPE MAIN	R-1.4.5	\$6,800,000	\$-	\$-	\$6,800,000
Additional Yards & Rail Support Facilities	1: Reliability	Conn River	R-15.4.9	\$3,740,000	\$-	\$-	\$3,740,000
Ballast Cars -- Lease	1: Reliability	Statewide	R-24.1	\$218,000	\$-	\$109,000	\$109,000
Ballast Cars -- Purchase	1: Reliability	Statewide	R-24.2	\$3,100,000	\$-	\$3,100,000	\$-
Bridge Inspections & Ratings	1: Reliability	WATUPPA BRANCH	R-6.1	\$100,000	\$-	\$100,000	\$-
Bridge Inspections & Ratings (10 Bridges / Culverts)	1: Reliability	FALMOUTH SECONDARY	R-3.5.1	\$135,000	\$-	\$135,000	\$-
Bridge Inspections & Ratings (10 Bridges)	1: Reliability	Ware River Secondary	R-18.7.1	\$300,000	\$-	\$300,000	\$-
Bridge Repairs & Replacements	1: Reliability	CAPE MAIN	R-1.2.2	\$881,280	\$-	\$-	\$881,280
Bridge Repairs & Replacements	1: Reliability	Conn River	R-15.2.1	\$9,959,198	\$-	\$1,824,638	\$6,434,560
Bridge Repairs & Replacements	1: Reliability	DEAN STREET INDUSTRIAL TRACK	R-4.2.1	\$807,840	\$-	\$323,136	\$484,704
Bridge Repairs & Replacements	1: Reliability	FRAMINGHAM SECONDARY	R-9.2.1	\$3,672,000	\$-	\$734,400	\$2,937,600
Bridge Repairs & Replacements	1: Reliability	MIDDLEBORO SUBDIVISION	R-10.2.1	\$1,836,000	\$-	\$-	\$1,836,000
Bridge Repairs & Replacements	1: Reliability	N/A	R-10.2.2	\$587,520	\$-	\$587,520	\$-
Bridge Repairs & Replacements	1: Reliability	NEW BEDFORD SECONDARY	R-8.2.1	\$367,200	\$-	\$73,440	\$293,760
Bridge Repairs & Replacements	1: Reliability	Ware River Secondary	R-18.2.1	\$11,087,754	\$-	\$218,634	\$10,869,120

Project Name	Priority	Location	ID	Total Cost	Prior years	SFY 2017	SFY 2018-2021
Bridge Repairs & Replacements	1: Reliability	WATUPPA BRANCH	R-5.2.1	\$220,320	\$-	\$-	\$220,320
Bridge Repairs & Replacements (\$50,000 / Year)	1: Reliability	FALL RIVER SECONDARY	R-7.2.1	\$367,200	\$-	\$73,440	\$293,760
Bridge Repairs & Replacements (contractual obligation)	1: Reliability	Berkshire Line	R-16.2.2	\$5,800,000	\$-	\$1,160,000	\$4,640,000
Capital Investment IN facility	1: Reliability	East Deerfield Yard	R-19	\$3,000,000	\$-	\$-	\$3,000,000
Cohasset Narrows Bridge	1: Reliability	CAPE MAIN	R-1.2.1	\$8,160,000	\$-	\$2,220,000	\$5,440,000
Culvert Inspection & Evaluation	1: Reliability	CAPE MAIN	R-1.8.1	\$60,000	\$-	\$40,000	\$20,000
Culvert Inspection & Evaluation	1: Reliability	MIDDLEBORO SUBDIVISION	R-10.6.1	\$60,000	\$-	\$45,000	\$15,000
Culvert Inspection & Evaluation	1: Reliability	NEW BEDFORD SECONDARY	R-7.5.1	\$22,000	\$-	\$22,000	\$-
Culvert Inspection & Evaluation	1: Reliability	N/A	R-8.5.1	\$60,000	\$-	\$45,000	\$15,000
Culvert Inspection & Evaluation	1: Reliability	WATUPPA BRANCH	R-6.2	\$42,000	\$-	\$21,000	\$21,000
Culvert Inspection & Evaluation (60 of 85 Verified & 118 Total Culverts)	1: Reliability	Ware River Secondary	R-18.7.2	\$60,000	\$-	\$-	\$60,000
Culvert Repairs & Improvements	1: Reliability	CAPE MAIN	R-1.2.3	\$1,202,240	\$-	\$340,000	\$862,240
Culvert Repairs & Improvements	1: Reliability	Conn River	R-15.2.2	\$3,509,696	\$-	\$824,848	\$2,309,696
Culvert Repairs & Improvements	1: Reliability	DEAN STREET INDUSTRIAL TRACK	R-4.2.2	\$146,880	\$-	\$-	\$146,880
Culvert Repairs & Improvements	1: Reliability	FRAMINGHAM SECONDARY	R-9.2.2	\$1,101,600	\$-	\$220,320	\$881,280
Culvert Repairs & Improvements	1: Reliability	MIDDLEBORO SUBDIVISION	R-10.2.3	\$1,101,600	\$-	\$220,320	\$881,280
Culvert Repairs & Improvements	1: Reliability	NEW BEDFORD SECONDARY	R-8.2.2	\$440,640	\$-	\$88,128	\$352,512
Culvert Repairs & Improvements	1: Reliability	Ware River Secondary	R-18.2.2	\$730,048	\$-	\$436,288	\$293,760
Culvert Repairs & Improvements	1: Reliability	WATUPPA BRANCH	R-5.2.2	\$146,880	\$-	\$-	\$146,880

Project Name	Priority	Location	ID	Total Cost	Prior years	SFY 2017	SFY 2018-2021
Culvert Repairs & Improvements (2 Culverts)	1: Reliability	FALL RIVER SECONDARY	R-7.2.2	\$440,640	\$-	\$-	\$440,640
Culvert Repairs & Improvements (contractual obligation)	1: Reliability	Berkshire Line	R-16.2.3	\$1,390,000	\$-	\$290,000	\$1,100,000
Dispatching	1: Reliability	FRAMINGHAM SECONDARY	R-9.6.2	\$150,000	\$-	\$75,000	\$75,000
Dispatching	1: Reliability	MIDDLEBORO SUBDIVISION	R-10.7.2	\$150,000	\$-	\$75,000	\$75,000
Drainage System Repairs	1: Reliability	DEAN STREET INDUSTRIAL TRACK	R-4.3.2	\$73,440	\$-	\$-	\$73,440
Emergency Bridge Repairs (contractual obligation)	1: Reliability	Berkshire Line	R-16.2.1	\$1,160,000	\$-	\$1,160,000	\$-
Engineering & Planning Services -- Rail Division Support	1: Reliability	Statewide	R-33.1	\$1,500,000	\$-	\$500,000	\$1,000,000
F&I Turnout for Ash Track	1: Reliability	Adams Branch	R-17.4.3	\$293,760	\$-	\$-	\$293,760
Falmouth Depot	2: Modernization	FALMOUTH DEPOT	R-12	\$1,300,000	\$-	\$1,300,000	\$-
Financial, Planning & Regulatory Analysis	1: Reliability	Statewide	R-33.3	\$2,500,000	\$-	\$500,000	\$2,000,000
Grade Crossing & Surface Improvements	1: Reliability	FALL RIVER SECONDARY	R-7.3.1	\$187,520	\$-	\$77,360	\$110,160
Grade Crossing & Surface Improvements	1: Reliability	FRAMINGHAM SECONDARY	R-9.3.1	\$1,705,440	\$-	\$-	\$1,705,440
Grade Crossing & Surface Improvements	1: Reliability	MIDDLEBORO SUBDIVISION	R-10.3.1	\$1,795,200	\$-	\$248,800	\$1,546,400
Grade Crossing & Surface Improvements	1: Reliability	N/A	R-10.3.2	\$239,360	\$-	\$-	\$239,360
Grade Crossing & Surface Improvements	1: Reliability	NEW BEDFORD SECONDARY	R-8.3.1	\$187,520	\$-	\$77,360	\$110,160
Grade Crossing & Surface Improvements	1: Reliability	Ware River Secondary	R-18.3	\$575,035	\$-	\$16,891	\$558,144
Grade Crossing & Surface Improvements (4 Crossings)	1: Reliability	WATUPPA BRANCH	R-5.3.1	\$705,024	\$-	\$-	\$705,024

Project Name	Priority	Location	ID	Total Cost	Prior years	SFY 2017	SFY 2018-2021
Grade Crossing Repairs & Improvements	1: Reliability	Adams Branch	R-17.3	\$301,104	\$-	\$-	\$301,104
Grade Crossing Repairs & Improvements	1: Reliability	CAPE MAIN	R-1.3	\$1,960,848	\$-	\$932,688	\$1,028,160
Grade Crossing Repairs & Improvements	1: Reliability	FALMOUTH SECONDARY	R-3.3	\$1,468,800	\$-	\$176,256	\$1,292,544
Grade Crossing Repairs & Improvements	1: Reliability	SOUTH DENNIS SECONDARY	R-2.3	\$587,520	\$-	\$381,888	\$205,632
Grade Crossing Repairs & Improvements (contractual obligation)	1: Reliability	Berkshire Line	R-16.3	\$1,500,000	\$-	\$-	\$1,500,000
Grade Crossing Signal Improvements	1: Reliability	FALL RIVER SECONDARY	R-7.3.2	\$793,152	\$-	\$-	\$793,152
Grade Crossing Signal Improvements	1: Reliability	FRAMINGHAM SECONDARY	R-9.3.2	\$3,713,820	\$-	\$-	\$3,713,820
Grade Crossing Signal Improvements	1: Reliability	MIDDLEBORO SUBDIVISION	R-10.3.3	\$3,590,400	\$-	\$697,600	\$2,892,800
Grade Crossing Signal Improvements	1: Reliability	NEW BEDFORD SECONDARY	R-8.3.2	\$793,152	\$-	\$-	\$793,152
Grade Crossing Signal Improvements (4 Crossings)	1: Reliability	WATUPPA BRANCH	R-5.3.3	\$1,057,536	\$-	\$-	\$1,057,536
Grade Crossings -- FHWA Section 130 Program	1: Reliability	Statewide	R-32	\$14,678,131	\$-	\$2,825,041	\$11,853,089
Greenfield Station	2: Modernization	Conn River	R-15.4.8	\$7,344,000	\$-	\$-	\$7,344,000
Hyannis Station Improvements (Security Fencing & Railing)	1: Reliability	CAPE MAIN	R-1.5.3	\$110,160	\$-	\$-	\$110,160
Hyannis Yard / Route 28 Rebuild (Rail Portion of Hwy Proj.)	1: Reliability	CAPE MAIN	R-1.4.1.3	\$2,203,200	\$-	\$-	\$2,203,200
Industrial Rail Access Program (IRAP)	2: Modernization	Statewide	R-31	\$15,000,000	\$-	\$3,000,000	\$12,000,000
Inspection, Maintenance, Reg. Compliance	1: Reliability	FRAMINGHAM SECONDARY	R-9.6.1	\$1,250,000	\$-	\$625,000	\$625,000
Inspection, Maintenance, Reg. Compliance	1: Reliability	MIDDLEBORO SUBDIVISION	R-10.7.1	\$1,250,000	\$-	\$625,000	\$625,000

Project Name	Priority	Location	ID	Total Cost	Prior years	SFY 2017	SFY 2018-2021
Limited Track Rehabilitation	1: Reliability	FALL RIVER SECONDARY	R-7.4.1	\$-	\$-	\$-	\$-
Maintenance of Way -- Annual Track Maintenance	1: Reliability	Conn River	R-15.4.3.1	\$6,094,000	\$-	\$1,218,800	\$4,875,200
Maintenance of Way -- Annual Track Maintenance	1: Reliability	N/A	R-15.4.3.2	\$-	\$-	\$-	\$-
Maintenance of Way Equipment	1: Reliability	Conn River	R-15.5.1	\$3,500,000	\$-	\$200,000	\$3,000,000
Maintenance of Way Small Tools	1: Reliability	Conn River	R-15.5.2	\$378,080	\$-	\$75,616	\$302,464
Maintenance, Equipment and Other	1: Reliability	Adams Branch	R-17.5	\$440,640	\$-	\$88,128	\$352,512
Maintenance, Equipment and Other (contractual obligation)	1: Reliability	Berkshire Line	R-16.4	\$290,000	\$-	\$58,000	\$232,000
Mansfield Yard and Walpole Yard Other Improvements (Fencing & Misc.)	1: Reliability	FRAMINGHAM SECONDARY	R-9.4.2.B	\$299,200	\$-	\$149,600	\$149,600
Mansfield Yard and Walpole Yard Switches & Track Work	1: Reliability	FRAMINGHAM SECONDARY	R-9.4.1	\$1,122,000	\$-	\$-	\$1,122,000
Miscellaneous Crossing Surface Repairs	1: Reliability	WATUPPA BRANCH	R-5.3.2	\$73,440	\$-	\$14,688	\$58,752
Miscellaneous Repairs and Improvements	1: Reliability	Ware River Secondary	R-18.5	\$440,640	\$-	\$-	\$440,640
Northampton Station	2: Modernization	Conn River	R-15.4.7	\$7,344,000	\$-	\$-	\$7,344,000
Other	1: Reliability	FALL RIVER SECONDARY	R-7.4.6	\$367,200	\$-	\$73,440	\$293,760
Other	1: Reliability	FRAMINGHAM SECONDARY	R-9.5.2	\$299,200	\$-	\$-	\$299,200
Other	1: Reliability	MIDDLEBORO SUBDIVISION	R-10.5.2	\$299,200	\$-	\$-	\$299,200
Other	1: Reliability	NEW BEDFORD SECONDARY	R-8.4.3	\$73,440	\$-	\$-	\$73,440
Other - Additional Repairs & Improvements	1: Reliability	CAPE MAIN	R-1.7.4	\$352,512	\$-	\$-	\$352,512
Other Improvements (Fencing & Misc.)	1: Reliability	MIDDLEBORO SUBDIVISION	R-10.4.2	\$299,200	\$-	\$-	\$299,200
Other Improvements (Misc.)	1: Reliability	CAPE MAIN	R-1.4.1.4	\$110,160	\$-	\$110,160	\$-

Project Name	Priority	Location	ID	Total Cost	Prior years	SFY 2017	SFY 2018-2021
Rail & OTM	1: Reliability	Statewide	R-24.5	\$750,000	\$-	\$250,000	\$500,000
Rail Asset Management / Oversight Support & Coordination	1: Reliability	Statewide	R-33.4	\$1,250,000	\$-	\$250,000	\$1,000,000
Rail Line Capacity Project - New England Central Railroad -- Passenger Rights	2: Modernization	Statewide	R-30.1	\$21,000,000	\$-	\$-	\$9,000,000
Rail Programs / Contract Oversight Support & Coordination	1: Reliability	Statewide	R-33.5	\$1,250,000	\$-	\$250,000	\$1,000,000
Reconstruct Grade Crossings	1: Reliability	FALL RIVER SECONDARY	R-7.3.3	\$528,768	\$-	\$-	\$528,768
Reconstruct Grade Crossings	1: Reliability	NEW BEDFORD SECONDARY	R-8.3.3	\$528,768	\$-	\$-	\$528,768
Relocate Derail at Buzzards Bay	1: Reliability	CAPE MAIN	R-1.6.2	\$95,472	\$-	\$95,472	\$-
Rochester Facility (Renew License Agreement)	1: Reliability	CAPE MAIN	R-1.4.3	\$750,000	\$-	\$250,000	\$500,000
Route 9 / 32 Bridge(s) (MP 11.97 South) -- Track & Yard Work	1: Reliability	Ware River Secondary	R-18.4.2	\$6,281,600	\$-	\$-	\$6,281,600
Siding Upgrades -- Ties, Rail, Ballast (Tremont; Sagamore; Sandwich; W. Barnstable)	1: Reliability	CAPE MAIN	R-1.7.1	\$1,468,800	\$-	\$-	\$1,468,800
Springfield Shuttles and Through Trains (PRIIA 209)	1: Reliability	Statewide	R-20.1	\$20,500,000	\$-	\$2,500,000	\$18,000,000
Springfield Station Platform "C"	2: Modernization	Statewide	R-22.3	\$2,000,000	\$-	\$2,000,000	\$-
Statewide Emergency Repairs	1: Reliability	Statewide	R-27	\$5,000,000	\$-	\$500,000	\$4,500,000
Structures	1: Reliability	Adams Branch	R-17.2	\$2,323,521	\$-	\$2,103,201	\$220,320
Structures	1: Reliability	FALMOUTH SECONDARY	R-3.2	\$1,175,040	\$-	\$528,160	\$646,880
Structures	1: Reliability	SOUTH DENNIS SECONDARY	R-2.2	\$146,880	\$-	\$-	\$146,880
Support Property	1: Reliability	FRAMINGHAM SECONDARY	R-9.6.3	\$687,500	\$-	\$687,500	\$-
Support Property	1: Reliability	MIDDLEBORO SUBDIVISION	R-10.7.3	\$687,500	\$-	\$-	\$-

Project Name	Priority	Location	ID	Total Cost	Prior years	SFY 2017	SFY 2018-2021
Switches & Track Work	1: Reliability	MIDDLEBORO SUBDIVISION	R-10.4.1	\$1,122,000	\$-	\$561,000	\$561,000
Switches & Yard Track Work (Master Plan / North End)	1: Reliability	CAPE MAIN	R-1.4.1.1	\$3,672,000	\$-	\$1,036,000	\$2,636,000
Ties & Timbers	1: Reliability	Statewide	R-24.4	\$750,000	\$-	\$250,000	\$500,000
Track & ROW	1: Reliability	Adams Branch	R-17.1	\$908,563	\$-	\$-	\$783,715
Track & ROW	1: Reliability	CAPE MAIN	R-1.1	\$6,806,161	\$-	\$1,357,496	\$5,407,665
Track & ROW	1: Reliability	Conn River	R-15.1	\$10,069,134	\$-	\$1,057,626	\$8,461,308
Track & ROW	1: Reliability	FALL RIVER SECONDARY	R-7.1	\$1,140,765	\$-	\$136,000	\$1,004,765
Track & ROW	1: Reliability	FALMOUTH SECONDARY	R-3.1	\$926,262	\$-	\$-	\$926,262
Track & ROW	1: Reliability	MIDDLEBORO SUBDIVISION	R-10.1	\$11,509,788	\$-	\$2,308,934	\$7,434,894
Track & ROW	1: Reliability	NEW BEDFORD SECONDARY	R-8.1	\$784,259	\$-	\$100,000	\$684,259
Track & ROW	1: Reliability	SOUTH DENNIS SECONDARY	R-2.1	\$460,469	\$-	\$-	\$460,469
Track & ROW	1: Reliability	Ware River Secondary	R-18.1	\$6,190,011	\$-	\$467,651	\$5,722,360
Track & ROW	1: Reliability	WATUPPA BRANCH	R-5.1	\$4,482,510	\$-	\$1,357,626	\$2,124,883
Track & ROW - SGR (Class 1)	1: Reliability	FRAMINGHAM SECONDARY	R-9.1.1	\$8,270,976	\$-	\$2,694,479	\$4,321,497
Track & ROW (contractual obligation)	1: Reliability	Berkshire Line	R-16.1	\$5,220,000	\$-	\$1,081,600	\$3,480,000
Track side Vehicles & Equipment	1: Reliability	Statewide	R-24.3	\$2,000,000	\$-	\$-	\$2,000,000
Various Track / ROW Improvements	1: Reliability	CAPE MAIN	R-1.7.3	\$73,440	\$-	\$-	\$73,440
Various Track / ROW Improvements	1: Reliability	FALMOUTH SECONDARY	R-3.4.3	\$73,440	\$-	\$-	\$73,440
Various Track / ROW Improvements	1: Reliability	FRAMINGHAM SECONDARY	R-9.5.1	\$299,200	\$-	\$-	\$290,200
Various Track / ROW Improvements	1: Reliability	MIDDLEBORO SUBDIVISION	R-10.5.1	\$299,200	\$-	\$-	\$299,200



Project Name	Priority	Location	ID	Total Cost	Prior years	SFY 2017	SFY 2018-2021
Various Track / ROW Improvements	1: Reliability	WATUPPA BRANCH	R-5	\$73,440	\$-	\$-	\$73,440
Vermont (PRIIA 209)	1: Reliability	Statewide	R-20.2	\$6,000,000	\$-	\$1,250,000	\$4,750,000
Walpole Interlocking Modifications	1: Reliability	FRAMINGHAM SECONDARY	R-9.4.2.A	\$1,360,000	\$-	\$-	\$1,360,000
Wareham Station Improvements (Fencing & Misc.)	1: Reliability	CAPE MAIN	R-1.5.2	\$73,440	\$-	\$-	\$73,440
Wharf Yard & Runaround (South Extension)	1: Reliability	FALL RIVER SECONDARY	R-7.4.2	\$1,294,720	\$-	\$1,294,720	\$-

Project Name	Priority	Location	ID	Total Cost	Prior years	SFY 2017	SFY 2018-2021
ATLAS Case Management Implementation and Rollout	2: Modernization	N/A	IT0034	\$1,250,000	\$-	\$750,000	\$500,000
ATLAS Core System (Lic & Reg)Replacement (COTS Configuration and Customization)	2: Modernization	N/A	IT0018	\$82,466,000	\$20,466,000	\$4,000,000	\$58,000,000
ATLAS Data Cleanse - Data Conversion	2: Modernization	N/A	IT0026	\$4,450,000	\$1,250,000	\$1,500,000	\$1,700,000
ATLAS External Partner Message Broker/Interfaces	2: Modernization	N/A	IT0028	\$4,500,000	\$-	\$3,000,000	\$1,500,000
ATLAS Insourced Professional Services supporting MassDOT Program Efforts	2: Modernization	N/A	IT0019	\$42,322,000	\$32,322,000	\$2,500,000	\$7,500,000
ATLAS QA Testing, Field Integration, and Implementation Professional Services	2: Modernization	N/A	IT0022	\$8,000,000	\$-	\$2,000,000	\$6,000,000
ATLAS Third Party Development Professional Services for RFQ Support (Middleware, Implementation, Information Security, ALARS Decommission)	2: Modernization	N/A	IT0020 d,e,f	\$7,634,000	\$4,384,000	\$2,050,000	\$1,200,000
ATLAS UMS System Migration	2: Modernization	N/A	IT0083	\$2,700,000	\$-	\$-	\$2,700,000
Branch Kiosks	2: Modernization	Statewide	RMV009	\$5,000,000	\$-	\$1,000,000	\$4,000,000
Brockton Branch FF&E	2: Modernization	Brockton	RMV0002	\$200,000	\$-	\$200,000	\$-
CCRTA Office-Cape RMV Branch	2: Modernization	CCRTA Office	RMV0008	\$2,300,000	\$-	\$2,300,000	\$-
CDLIS Regulation Federal Mandate Update	2: Modernization	N/A	IT0008	\$1,500,000	\$500,000	\$-	\$1,000,000
Danvers Branch FF&E	2: Modernization	Danvers	RMV003	\$200,000	\$-	\$200,000	\$-
E-Citation	2: Modernization	N/A	IT0003	\$1,600,000	\$1,000,000	\$600,000	\$-
Expand On-Line Branches	2: Modernization	N/A	IT0001	\$3,000,000	\$-	\$1,500,000	\$1,500,000
Lawrence Branch FF&E	2: Modernization	Lawrence	RMV0004	\$300,000	\$-	\$300,000	\$-
Leominster Branch FF&E	2: Modernization	Leominster	RMV0005	\$200,000	\$-	\$200,000	\$-
Model Office Test Branch for CORE System Replacement POC	2: Modernization	N/A	IT0037	\$500,000	\$-	\$500,000	\$-
Nantucket branch expiration	2: Modernization	Nantucket	RMV0011	\$60,000	\$-	\$60,000	\$-

Project Name	Priority	Location	ID	Total Cost	Prior years	SFY 2017	SFY 2018-2021
Personal and Business Web Portal for Customers	2: Modernization	N/A	IT0032	\$3,500,000	\$-	\$2,000,000	\$1,500,000
Plymouth Branch FF&E	2: Modernization	Plymouth	RMV0007	\$200,000	\$-	\$200,000	\$-
Quincy Headquarters	2: Modernization	Quincy	RMV0010	\$800,000	\$-	\$-	\$800,000
Real ID	2: Modernization	N/A	RMV00020	\$4,000,000	\$-	\$1,500,000	\$2,500,000
RMV Operations Maintenance	1: Reliability	Statewide	RMV003	\$506,455	\$-	\$250,000	\$256,455
RMV Website UI/UX DESIGN and Mobile/Responsive Configuration	2: Modernization	N/A	IT0004	\$2,500,000	\$-	\$1,250,000	\$1,250,000
Springfield Branch FF&E	2: Modernization	Springfield	RMV0001	\$300,000	\$-	\$300,000	\$-
Watertown Branch FF&E	2: Modernization	Watertown	RMV0012	\$300,000	\$-	\$-	\$300,000
Wilmington Branch FF&E	2: Modernization	Wilmington	RMV0013	\$140,000	\$-	\$-	\$140,000

Project Name	Priority	Location	ID	Total Cost	Prior years	SFY 2017	SFY 2018-2021
ACQUIRE - ADMINISTRATIVE SUPPORT VEHICLE	2: Modernization	Lowell Regional Transit Authority	RTD0004501	\$35,000	\$-	\$-	\$35,000
ACQUIRE - ADP HARDWARE	2: Modernization	Cape Cod Regional Transit Authority	RTD0004394	\$30,000	\$-	\$-	\$30,000
ACQUIRE - ADP HARDWARE	2: Modernization	N/A	RTD0004407	\$29,706	\$-	\$-	\$29,706
ACQUIRE - ADP HARDWARE	2: Modernization	N/A	RTD0004415	\$140,000	\$-	\$-	\$140,000
ACQUIRE - ADP HARDWARE	2: Modernization	N/A	RTD0005167	\$284,400	\$-	\$284,400	\$-
ACQUIRE - ADP HARDWARE	2: Modernization	N/A	RTD0005182	\$140,000	\$-	\$-	\$140,000
ACQUIRE - ADP HARDWARE	2: Modernization	Nantucket Regional Transit Authority	RTD0004571	\$20,000	\$-	\$20,000	\$-
ACQUIRE - ADP HARDWARE	2: Modernization	Worcester Regional Transit Authority	RTD0004664	\$778,586	\$-	\$-	\$778,586
ACQUIRE - ADP HARDWARE	2: Modernization	N/A	RTD0004694	\$100,000	\$-	\$-	\$100,000
ACQUIRE - ADP SOFTWARE	2: Modernization	Cape Cod Regional Transit Authority	RTD0005168	\$472,000	\$-	\$472,000	\$-
ACQUIRE - ADP SOFTWARE	2: Modernization	Worcester Regional Transit Authority	RTD0004665	\$303,015	\$-	\$-	\$303,015
ACQUIRE - ADP SOFTWARE	2: Modernization	N/A	RTD0004695	\$100,000	\$-	\$-	\$100,000
ACQUIRE - BUS PASSENGER SHELTERS	2: Modernization	Nantucket Regional Transit Authority	RTD0005074	\$10,000	\$-	\$-	\$10,000
ACQUIRE - BUS PASSENGER SHELTERS	2: Modernization	N/A	RTD0005075	\$10,000	\$-	\$-	\$10,000
ACQUIRE - BUS ROUTE SIGNING	2: Modernization	Montachusett Regional Transit Authority	RTD0004841	\$750,000	\$-	\$-	\$750,000
ACQUIRE - EXCLUSIVE BICYCLE EQUIP	2: Modernization	Brockton Area Transit Authority	RTD0005032	\$10,000	\$-	\$10,000	\$-

Project Name	Priority	Location	ID	Total Cost	Prior years	SFY 2017	SFY 2018-2021
ACQUIRE - MISC BUS STATION EQUIP	2: Modernization	Martha's Vineyard Regional Transit Authority	RTD0004528	\$10,000	\$-	\$10,000	\$-
ACQUIRE - MISC SUPPORT EQUIPMENT	2: Modernization	Brockton Area Transit Authority	RTD0004772	\$100,000	\$-	\$-	\$100,000
ACQUIRE - MISC SUPPORT EQUIPMENT	2: Modernization	N/A	RTD0004775	\$97,600	\$-	\$75,000	\$-
ACQUIRE - MISC SUPPORT EQUIPMENT	2: Modernization	N/A	RTD0004780	\$100,000	\$-	\$-	\$100,000
ACQUIRE - MISC SUPPORT EQUIPMENT	2: Modernization	N/A	RTD0004785	\$400,000	\$-	\$-	\$400,000
ACQUIRE - MISC SUPPORT EQUIPMENT	2: Modernization	N/A	RTD0004812	\$100,000	\$-	\$-	\$100,000
ACQUIRE - MISC SUPPORT EQUIPMENT	2: Modernization	N/A	RTD0005087	\$100,000	\$-	\$-	\$100,000
ACQUIRE - MISC SUPPORT EQUIPMENT	2: Modernization	Cape Ann Transportation Authority	RTD0004374	\$29,161	\$-	\$29,161	\$-
ACQUIRE - MISC SUPPORT EQUIPMENT	2: Modernization	N/A	RTD0004375	\$34,084	\$-	\$-	\$34,084
ACQUIRE - MISC SUPPORT EQUIPMENT	2: Modernization	N/A	RTD0004377	\$37,569	\$-	\$-	\$37,569
ACQUIRE - MISC SUPPORT EQUIPMENT	2: Modernization	N/A	RTD0004982	\$14,120	\$-	\$-	\$14,120
ACQUIRE - MISC SUPPORT EQUIPMENT	2: Modernization	Cape Cod Regional Transit Authority	RTD0005186	\$100,000	\$-	\$-	\$100,000
ACQUIRE - MISC SUPPORT EQUIPMENT	2: Modernization	Franklin Regional Transit Authority	RTD0004424	\$10,000	\$-	\$10,000	\$-
ACQUIRE - MISC SUPPORT EQUIPMENT	2: Modernization	N/A	RTD0004437	\$16,000	\$-	\$-	\$16,000
ACQUIRE - MISC SUPPORT EQUIPMENT	2: Modernization	N/A	RTD0004442	\$10,000	\$-	\$-	\$10,000

Project Name	Priority	Location	ID	Total Cost	Prior years	SFY 2017	SFY 2018-2021
ACQUIRE - MISC SUPPORT EQUIPMENT	2: Modernization	Greater Attleboro-Taunton Regional Transit Authority	RTD0004447	\$100,000	\$-	\$100,000	\$-
ACQUIRE - MISC SUPPORT EQUIPMENT	2: Modernization	N/A	RTD0004453	\$75,000	\$-	\$-	\$75,000
ACQUIRE - MISC SUPPORT EQUIPMENT	2: Modernization	N/A	RTD0004463	\$75,000	\$-	\$-	\$75,000
ACQUIRE - MISC SUPPORT EQUIPMENT	2: Modernization	N/A	RTD0004480	\$75,000	\$-	\$-	\$75,000
ACQUIRE - MISC SUPPORT EQUIPMENT	2: Modernization	N/A	RTD0005109	\$75,000	\$-	\$-	\$75,000
ACQUIRE - MISC SUPPORT EQUIPMENT	2: Modernization	Martha's Vineyard Regional Transit Authority	RTD0004518	\$50,000	\$-	\$-	\$50,000
ACQUIRE - MISC SUPPORT EQUIPMENT	2: Modernization	N/A	RTD0004532	\$100,000	\$-	\$-	\$100,000
ACQUIRE - MISC SUPPORT EQUIPMENT	2: Modernization	N/A	RTD0004533	\$75,000	\$-	\$-	\$75,000
ACQUIRE - MISC SUPPORT EQUIPMENT	2: Modernization	N/A	RTD0004535	\$1,100,000	\$-	\$-	\$500,000
ACQUIRE - MISC SUPPORT EQUIPMENT	2: Modernization	N/A	RTD0005125	\$100,000	\$-	\$-	\$100,000
ACQUIRE - MISC SUPPORT EQUIPMENT	2: Modernization	N/A	RTD0005135	\$30,000	\$-	\$30,000	\$-
ACQUIRE - MISC SUPPORT EQUIPMENT	2: Modernization	Metro West Regional Transit Authority	RTD0005155	\$20,000	\$-	\$20,000	\$-
ACQUIRE - MISC SUPPORT EQUIPMENT	2: Modernization	Montachusett Regional Transit Authority	RTD0004829	\$50,000	\$-	\$50,000	\$-
ACQUIRE - MISC SUPPORT EQUIPMENT	2: Modernization	N/A	RTD0004834	\$50,000	\$-	\$-	\$50,000
ACQUIRE - MISC SUPPORT EQUIPMENT	2: Modernization	N/A	RTD0004835	\$200,000	\$-	\$-	\$200,000

Project Name	Priority	Location	ID	Total Cost	Prior years	SFY 2017	SFY 2018-2021
ACQUIRE - MISC SUPPORT EQUIPMENT	2: Modernization	N/A	RTD0005103	\$60,000	\$-	\$-	\$60,000
ACQUIRE - MISC SUPPORT EQUIPMENT	2: Modernization	N/A	RTD0005108	\$90,000	\$-	\$-	\$90,000
ACQUIRE - MISC SUPPORT EQUIPMENT	2: Modernization	Nantucket Regional Transit Authority	RTD0005009	\$120,000	\$-	\$120,000	\$-
ACQUIRE - MISC SUPPORT EQUIPMENT	2: Modernization	Southeastern Regional Transit Authority	RTD0004610	\$16,000	\$-	\$10,000	\$-
ACQUIRE - MISC SUPPORT EQUIPMENT	2: Modernization	N/A	RTD0004611	\$10,000	\$-	\$-	\$10,000
ACQUIRE - MISC SUPPORT EQUIPMENT	2: Modernization	N/A	RTD0004612	\$10,000	\$-	\$-	\$10,000
ACQUIRE - MISC SUPPORT EQUIPMENT	2: Modernization	N/A	RTD0004628	\$10,000	\$-	\$-	\$10,000
ACQUIRE - MISC SUPPORT EQUIPMENT	2: Modernization	N/A	RTD0005000	\$10,000	\$-	\$-	\$10,000
ACQUIRE - MISC SUPPORT EQUIPMENT	2: Modernization	Worcester Regional Transit Authority	RTD0004690	\$88,825	\$-	\$-	\$88,825
ACQUIRE - MOBILE FARE COLL EQUIP - Student Pass	2: Modernization	Brockton Area Transit Authority	RTD0004826	\$70,000	\$-	\$25,000	\$-
ACQUIRE - MOBILE SURV/SECURITY EQUIP	2: Modernization	Cape Cod Regional Transit Authority	RTD0005170	\$120,789	\$-	\$120,789	\$-
ACQUIRE - MOBILE SURV/SECURITY EQUIP	2: Modernization	N/A	RTD0005173	\$242,000	\$-	\$-	\$242,000
ACQUIRE - MOBILE SURV/SECURITY EQUIP	2: Modernization	N/A	RTD0005177	\$82,666	\$-	\$-	\$82,666
ACQUIRE - MOBILE SURV/SECURITY EQUIP	2: Modernization	N/A	RTD0005183	\$82,666	\$-	\$-	\$82,666
ACQUIRE - REPL SUPPORT VEHICLES, (1)	1: Reliability	Pioneer Valley Transit Authority	RTD0004715	\$75,000	\$-	\$-	\$75,000

Project Name	Priority	Location	ID	Total Cost	Prior years	SFY 2017	SFY 2018-2021
ACQUIRE - SHOP EQ/COMP/SFTWR	2: Modernization	Cape Ann Transportation Authority	RTD0004985	\$50,000	\$-	\$-	\$50,000
ACQUIRE - SHOP EQ/COMP/SFTWR	2: Modernization	N/A	RTD0004986	\$50,000	\$-	\$-	\$50,000
ACQUIRE - SHOP EQ/COMPUTER/SFTWR	2: Modernization	Cape Ann Transportation Authority	RTD0004376	\$55,000	\$-	\$-	\$55,000
ACQUIRE - SHOP EQ/SOFTWARE MAINT	1: Reliability	Cape Ann Transportation Authority	RTD0004372	\$50,000	\$-	\$-	\$50,000
ACQUIRE - SHOP EQ/SOFTWARE MAINT	1: Reliability	N/A	RTD0004379	\$10,000	\$-	\$10,000	\$-
ACQUIRE - SHOP EQ/SOFTWARE MAINTENANCE	1: Reliability	Cape Ann Transportation Authority	RTD0004379	\$40,000	\$-	\$40,000	\$-
ACQUIRE - SHOP EQUIPMENT	2: Modernization	Cape Ann Transportation Authority	RTD0004381	\$65,000	\$-	\$-	\$65,000
ACQUIRE - SHOP EQUIPMENT	2: Modernization	Martha's Vineyard Regional Transit Authority	RTD0004515	\$25,000	\$-	\$25,000	\$-
ACQUIRE - SHOP EQUIPMENT	2: Modernization	N/A	RTD0004519	\$50,000	\$-	\$-	\$50,000
ACQUIRE - SHOP EQUIPMENT	2: Modernization	Worcester Regional Transit Authority	RTD0004693	\$25,000	\$-	\$-	\$25,000
ACQUIRE - SHOP EQUIPMENT - 3 Lifts	2: Modernization	Brockton Area Transit Authority	RTD0005029	\$150,000	\$-	\$150,000	\$-
ACQUIRE - SUPPORT VEHICLES	1: Reliability	Berkshire Regional Transit Authority	RTD0004364	\$110,000	\$-	\$-	\$110,000
ACQUIRE - SUPPORT VEHICLES	1: Reliability	Brockton Area Transit Authority	RTD0004782	\$60,000	\$-	\$-	\$60,000
ACQUIRE - SUPPORT VEHICLES	1: Reliability	N/A	RTD0004813	\$92,000	\$-	\$-	\$30,000



Project Name	Priority	Location	ID	Total Cost	Prior years	SFY 2017	SFY 2018-2021
ACQUIRE - SUPPORT VEHICLES	1: Reliability	N/A	RTD0005035	\$95,000	\$-	\$-	\$95,000
ACQUIRE - SUPPORT VEHICLES	1: Reliability	N/A	RTD0005089	\$50,000	\$-	\$-	\$25,000
ACQUIRE - SUPPORT VEHICLES	1: Reliability	Cape Ann Transportation Authority	RTD0004378	\$65,000	\$-	\$65,000	\$-
ACQUIRE - SUPPORT VEHICLES	1: Reliability	Cape Cod Regional Transit Authority	RTD0005169	\$56,661	\$-	\$56,661	\$-
ACQUIRE - SUPPORT VEHICLES	1: Reliability	N/A	RTD0005172	\$67,064	\$-	\$-	\$67,064
ACQUIRE - SUPPORT VEHICLES	1: Reliability	N/A	RTD0005175	\$124,483	\$-	\$-	\$124,482
ACQUIRE - SUPPORT VEHICLES	1: Reliability	Franklin Regional Transit Authority	RTD0004440	\$45,000	\$-	\$-	\$22,500
ACQUIRE - SUPPORT VEHICLES	1: Reliability	N/A	RTD0004976	\$70,000	\$-	\$70,000	\$-
ACQUIRE - SUPPORT VEHICLES	1: Reliability	Martha's Vineyard Regional Transit Authority	RTD0004534	\$60,000	\$-	\$60,000	\$-
ACQUIRE - SUPPORT VEHICLES	1: Reliability	Southeastern Regional Transit Authority	RTD0004616	\$35,000	\$-	\$35,000	\$-
ACQUIRE - SUPPORT VEHICLES	1: Reliability	N/A	RTD0004618	\$35,000	\$-	\$-	\$35,000
ACQUIRE - SUPPORT VEHICLES	1: Reliability	N/A	RTD0004623	\$35,000	\$-	\$-	\$35,000
ACQUIRE - SUPPORT VEHICLES	1: Reliability	N/A	RTD0004630	\$35,000	\$-	\$-	\$31,500
ACQUIRE - SUPPORT VEHICLES	1: Reliability	N/A	RTD0005003	\$36,000	\$-	\$-	\$36,000
ACQUIRE - SUPPORT VEHICLES	1: Reliability	Worcester Regional Transit Authority	RTD0004662	\$85,000	\$-	\$-	\$85,000

Project Name	Priority	Location	ID	Total Cost	Prior years	SFY 2017	SFY 2018-2021
ACQUIRE - SUPPORT VEHICLES	1: Reliability	N/A	RTD0004689	\$29,250	\$-	\$-	\$29,250
ACQUIRE - SUPPORT VEHICLES	1: Reliability	N/A	RTD0005144	\$29,250	\$-	\$-	\$29,250
ACQUIRE - SUPPORT VEHICLES (1)	1: Reliability	Brockton Area Transit Authority	RTD0004767	\$60,000	\$-	\$35,000	\$-
ACQUIRE - SUPPORT VEHICLES, (5)	1: Reliability	Pioneer Valley Transit Authority	RTD0004723	\$420,000	\$-	\$-	\$420,000
ACQUIRE - Transit Enhancements	2: Modernization	Southeastern Regional Transit Authority	RTD0004620	\$10,000	\$-	\$-	\$10,000
ACQUIRE - Transit Enhancements	2: Modernization	N/A	RTD0005002	\$10,000	\$-	\$-	\$10,000
ACQUISITION - MAINTENANCE FACILITY	2: Modernization	Franklin Regional Transit Authority	RTD0005216	\$450,000	\$-	\$450,000	\$-
ACQUISITION OF BUS SUPPORT EQUIP/FACILITIES	2: Modernization	Cape Cod Regional Transit Authority	RTD0004390	\$70,000	\$-	\$70,000	\$-
ACQUISITION OF BUS SUPPORT EQUIP/FACILITIES	2: Modernization	N/A	RTD0004393	\$9,044	\$-	\$-	\$9,044
ACQUISITION OF BUS SUPPORT EQUIP/FACILITIES	2: Modernization	N/A	RTD0004406	\$70,645	\$-	\$-	\$70,645
ACQUISITION OF BUS SUPPORT EQUIP/FACILITIES	2: Modernization	N/A	RTD0004414	\$100,000	\$-	\$-	\$100,000
ACQUISITION OF BUS SUPPORT EQUIP/FACILITIES	2: Modernization	Metro West Regional Transit Authority	RTD0004878	\$287,014	\$-	\$287,014	\$-
ACQUISITION OF BUS SUPPORT EQUIP/FACILITIES	2: Modernization	N/A	RTD0004881	\$310,519	\$-	\$-	\$310,519
ACQUISITION OF BUS SUPPORT EQUIP/FACILITIES	2: Modernization	N/A	RTD0004885	\$310,519	\$-	\$-	\$310,519
ACQUISITION OF BUS SUPPORT EQUIP/FACILITIES	2: Modernization	N/A	RTD0004887	\$310,519	\$-	\$-	\$310,519
ACQUISITION OF BUS SUPPORT EQUIP/FACILITIES	2: Modernization	N/A	RTD0005165	\$310,519	\$-	\$-	\$310,519

Project Name	Priority	Location	ID	Total Cost	Prior years	SFY 2017	SFY 2018-2021
Bus and Bus Facilities	1: Reliability	Statewide	RTD5339001	\$2,249,156	\$-	\$2,249,156	\$-
Bus and Bus Facilities	1: Reliability	N/A	RTD5339002	\$2,249,156	\$-	\$-	\$2,249,156
Bus and Bus Facilities	1: Reliability	N/A	RTD5339003	\$2,249,156	\$-	\$-	\$2,249,156
Bus and Bus Facilities	1: Reliability	N/A	RTD5339004	\$2,249,156	\$-	\$-	\$2,249,156
Bus and Bus Facilities	1: Reliability	N/A	RTD5339005	\$2,249,156	\$-	\$-	\$2,249,156
BUS SHELTERS	2: Modernization	Pioneer Valley Transit Authority	RTD0005039	\$615,000	\$-	\$-	\$75,000
Bus/Van Mobile location Project	2: Modernization	Merrimack Valley Regional Transit Authority	RTD0004989	\$300,000	\$-	\$300,000	\$-
BUY 30-FT BUS FOR EXPANSION - 2	2: Modernization	Greater Attleboro-Taunton Regional Transit Authority	RTD0004475	\$1,000,000	\$-	\$-	\$1,000,000
BUY 35-FT BUS FOR EXPANSION - 2	2: Modernization	Brockton Area Transit Authority	RTD0004962	\$1,330,000	\$-	\$1,330,000	\$-
BUY 35-FT BUS FOR EXPANSION (2)	2: Modernization	Brockton Area Transit Authority	RTD0005050	\$1,330,000	\$-	\$-	\$1,330,000
BUY 40-FT BUS FOR EXPANSION (6)	2: Modernization	Pioneer Valley Transit Authority	RTD0004736	\$3,339,720	\$-	\$-	\$3,339,720
BUY 40-FT BUS FOR EXPANSION (6)	2: Modernization	N/A	RTD0004749	\$3,439,911	\$-	\$-	\$1,472,280
BUY ASSOC CAP MAINT ITEMS	1: Reliability	Brockton Area Transit Authority	RTD0004766	\$120,000	\$-	\$120,000	\$-
BUY ASSOC CAP MAINT ITEMS	1: Reliability	N/A	RTD0004773	\$120,000	\$-	\$-	\$120,000
BUY ASSOC CAP MAINT ITEMS	1: Reliability	N/A	RTD0004781	\$150,000	\$-	\$-	\$150,000
BUY ASSOC CAP MAINT ITEMS	1: Reliability	N/A	RTD0004811	\$150,000	\$-	\$-	\$150,000
BUY ASSOC CAP MAINT ITEMS	1: Reliability	N/A	RTD0005088	\$150,000	\$-	\$-	\$150,000
BUY ASSOC CAP MAINT ITEMS	1: Reliability	Lowell Regional Transit Authority	RTD0004512	\$50,000	\$-	\$-	\$50,000
BUY ASSOC CAP MAINT ITEMS	1: Reliability	Worcester Regional Transit Authority	RTD0004663	\$345,689	\$-	\$-	\$345,689
BUY ASSOC CAP MAINT ITEMS	1: Reliability	N/A	RTD0004692	\$113,456	\$-	\$-	\$113,456

Project Name	Priority	Location	ID	Total Cost	Prior years	SFY 2017	SFY 2018-2021
BUY ASSOC CAP MAINT ITEMS (IT EQUIPMENT)	1: Reliability	Lowell Regional Transit Authority	RTD0004509	\$10,000	\$-	\$10,000	\$-
BUY ASSOC CAP MAINT ITEMS (IT EQUIPMENT)	1: Reliability	N/A	RTD0004510	\$10,000	\$-	\$-	\$10,000
BUY ASSOC CAP MAINT ITEMS (IT EQUIPMENT)	1: Reliability	N/A	RTD0004511	\$10,000	\$-	\$-	\$10,000
BUY ASSOC CAP MAINT ITEMS (ITS EQUIPMENT)	1: Reliability	Lowell Regional Transit Authority	RTD0004948	\$10,000	\$-	\$-	\$10,000
BUY ASSOC CAP MAINT ITEMS (ITS EQUIPMENT) 2020	1: Reliability	Lowell Regional Transit Authority	RTD0004506	\$10,000	\$-	\$-	\$10,000
BUY CAPITAL SPARE PARTS 2019	1: Reliability	Lowell Regional Transit Authority	RTD0004499	\$100,000	\$-	\$-	\$100,000
BUY CAPITAL SPARE PARTS 2020	1: Reliability	Lowell Regional Transit Authority	RTD0004505	\$130,000	\$-	\$-	\$130,000
BUY CAPITAL SPARE PARTS 2021	1: Reliability	Lowell Regional Transit Authority	RTD0004949	\$130,000	\$-	\$-	\$130,000
BUY Hybrid Battery (1)	1: Reliability	Southeastern Regional Transit Authority	RTD0005006	\$46,000	\$-	\$-	\$46,000
BUY REPL ARTICULATED BUS (4)	1: Reliability	Pioneer Valley Transit Authority	RTD0004737	\$4,271,344	\$-	\$-	\$2,135,672
BUY REPL ARTICULATED BUS (8)	1: Reliability	Pioneer Valley Transit Authority	RTD0004733	\$7,349,778	\$-	\$-	\$7,349,778
BUY REPLACEMENT <30 FT BUS	1: Reliability	Franklin Regional Transit Authority	RTD0004434	\$600,000	\$-	\$-	\$600,000
BUY REPLACEMENT <30 FT BUS	1: Reliability	Nantucket Regional Transit Authority	RTD0005013	\$280,000	\$-	\$-	\$280,000
BUY REPLACEMENT <30 FT BUS	1: Reliability	N/A	RTD0005020	\$250,000	\$-	\$-	\$250,000
BUY REPLACEMENT <30 FT BUS	1: Reliability	N/A	RTD0005071	\$1,400,000	\$-	\$-	\$700,000
BUY REPLACEMENT <30 FT BUS	1: Reliability	N/A	RTD0005086	\$560,000	\$-	\$-	\$280,000

Project Name	Priority	Location	ID	Total Cost	Prior years	SFY 2017	SFY 2018-2021
BUY REPLACEMENT <30 FT BUS (3)	1: Reliability	Montachusett Regional Transit Authority	RTD0004849	\$182,500	\$-	\$182,500	\$-
BUY REPLACEMENT <30 FT BUS (3)	1: Reliability	Pioneer Valley Transit Authority	RTD0005026	\$270,000	\$-	\$-	\$270,000
BUY REPLACEMENT 30-FT BUS	1: Reliability	Berkshire Regional Transit Authority	RTD0004358	\$672,670	\$-	\$-	\$672,670
BUY REPLACEMENT 30-FT BUS	1: Reliability	Franklin Regional Transit Authority	RTD0004435	\$435,000	\$-	\$435,000	\$-
BUY REPLACEMENT 30-FT BUS	1: Reliability	N/A	RTD0004436	\$870,000	\$-	\$-	\$870,000
BUY REPLACEMENT 30-FT BUS	1: Reliability	Nantucket Regional Transit Authority	RTD0004526	\$400,000	\$-	\$430,000	\$-
BUY REPLACEMENT 30-FT BUS - 1	1: Reliability	Greater Attleboro-Taunton Regional Transit Authority	RTD0005203	\$320,000	\$-	\$320,000	\$-
BUY REPLACEMENT 30-FT BUS - 2	1: Reliability	Greater Attleboro-Taunton Regional Transit Authority	RTD0004482	\$1,000,000	\$-	\$-	\$1,000,000
BUY REPLACEMENT 30-FT BUS - 3	1: Reliability	N/A	RTD0005097	\$960,000	\$-	\$-	\$960,000
BUY REPLACEMENT 30-FT BUS - 4	1: Reliability	N/A	RTD0005110	\$1,000,000	\$-	\$-	\$1,000,000
BUY REPLACEMENT 30-FT BUS - 5	1: Reliability	N/A	RTD0005204	\$640,000	\$-	\$640,000	\$-
BUY REPLACEMENT 30-FT BUS - 3	1: Reliability	Greater Attleboro-Taunton Regional Transit Authority	RTD0005098	\$1,600,000	\$-	\$-	\$1,600,000
BUY REPLACEMENT 30-FT BUS (1)	1: Reliability	Martha's Vineyard Regional Transit Authority	RTD0004529	\$410,000	\$-	\$-	\$410,000
BUY REPLACEMENT 30-FT BUS (2)	1: Reliability	Berkshire Regional Transit Authority	RTD0004361	\$1,100,000	\$-	\$-	\$1,100,000

Project Name	Priority	Location	ID	Total Cost	Prior years	SFY 2017	SFY 2018-2021
BUY REPLACEMENT 30-FT BUS (2)	1: Reliability	Montachusett Regional Transit Authority	RTD0004844	\$1,350,000	\$-	\$-	\$1,000,000
BUY REPLACEMENT 30-FT BUS (2)	1: Reliability	Nantucket Regional Transit Authority	RTD0004569	\$460,000	\$-	\$460,000	\$-
BUY REPLACEMENT 30-FT BUS (3)	1: Reliability	Cape Ann Transportation Authority	RTD0004371	\$1,275,000	\$-	\$1,275,000	\$-
BUY REPLACEMENT 30-FT BUS (4 BSU)	1: Reliability	Brockton Area Transit Authority	RTD0004816	\$1,800,000	\$-	\$-	\$1,568,967
BUY REPLACEMENT 30-FT BUS DIESEL BUSES (12)	1: Reliability	Lowell Regional Transit Authority	RTD0004500	\$5,100,000	\$-	\$5,100,000	\$-
BUY REPLACEMENT 35-FT BUS	1: Reliability	Brockton Area Transit Authority	RTD0005034	\$3,000,000	\$-	\$-	\$3,000,000
BUY REPLACEMENT 35-FT BUS	1: Reliability	Cape Cod Regional Transit Authority	RTD0005187	\$6,900,000	\$-	\$-	\$1,150,000
BUY REPLACEMENT 35-FT BUS	1: Reliability	Franklin Regional Transit Authority	RTD0004439	\$1,310,910	\$-	\$-	\$655,455
BUY REPLACEMENT 35-FT BUS	1: Reliability	Southeastern Regional Transit Authority	RTD0004602	\$2,076,465	\$-	\$2,076,465	\$-
BUY REPLACEMENT 35-FT BUS	1: Reliability	N/A	RTD0005001	\$604,813	\$-	\$-	\$521,203
BUY REPLACEMENT 35-FT BUS	1: Reliability	N/A	RTD0005206	\$13,605	\$-	\$-	\$13,605
BUY REPLACEMENT 35-FT BUS	1: Reliability	N/A	RTD0005207	\$231,293	\$-	\$-	\$231,293
BUY REPLACEMENT 35-FT BUS (11)	1: Reliability	Pioneer Valley Transit Authority	RTD0004744	\$6,060,917	\$-	\$-	\$2,741,326
BUY REPLACEMENT 35-FT BUS (14)	1: Reliability	Pioneer Valley Transit Authority	RTD0004746	\$7,043,055	\$-	\$-	\$7,043,055

Project Name	Priority	Location	ID	Total Cost	Prior years	SFY 2017	SFY 2018-2021
BUY REPLACEMENT 35-FT BUS (2)	1: Reliability	Martha's Vineyard Regional Transit Authority	RTD0004523	\$1,800,000	\$-	\$-	\$900,000
BUY REPLACEMENT 35-FT BUS (2)	1: Reliability	N/A	RTD0004531	\$920,000	\$-	\$-	\$460,000
BUY REPLACEMENT 35-FT BUS (3)	1: Reliability	Brockton Area Transit Authority	RTD0004768	\$2,000,000	\$-	\$-	\$1,466,667
BUY REPLACEMENT 35-FT BUS (3)	1: Reliability	N/A	RTD0004828	\$2,100,000	\$-	\$-	\$1,260,000
BUY REPLACEMENT 35-FT BUS (3)	1: Reliability	Martha's Vineyard Regional Transit Authority	RTD0004524	\$1,350,000	\$-	\$1,320,000	\$-
BUY REPLACEMENT 35-FT BUS (3)	1: Reliability	N/A	RTD0004530	\$1,275,000	\$-	\$-	\$1,275,000
BUY REPLACEMENT 35-FT BUS (3)	1: Reliability	Montachusett Regional Transit Authority	RTD0004843	\$1,387,500	\$-	\$-	\$1,387,500
BUY REPLACEMENT 35-FT BUS (4)	1: Reliability	Brockton Area Transit Authority	RTD0004777	\$2,537,881	\$-	\$2,000,000	\$-
BUY REPLACEMENT 35-FT BUS (5)	1: Reliability	Lowell Regional Transit Authority	RTD0004508	\$1,738,125	\$-	\$-	\$1,738,125
BUY REPLACEMENT 35-FT BUS (5)	1: Reliability	Southeastern Regional Transit Authority	RTD0004603	\$1,900,670	\$-	\$-	\$2,100,670
BUY REPLACEMENT 35-FT BUS (5)	1: Reliability	N/A	RTD0004613	\$2,114,275	\$-	\$-	\$1,437,527
BUY REPLACEMENT 35-FT DIESEL BUSES (9)	1: Reliability	Lowell Regional Transit Authority	RTD0004947	\$4,069,286	\$-	\$-	\$2,712,858
BUY REPLACEMENT 40-FT BUS (15)	1: Reliability	Pioneer Valley Transit Authority	RTD0005031	\$8,349,299	\$-	\$-	\$3,343,720
BUY REPLACEMENT 40-FT BUS (2)	1: Reliability	Brockton Area Transit Authority	RTD0004783	\$1,070,000	\$-	\$-	\$1,070,000
BUY REPLACEMENT 40-FT BUS (2)	1: Reliability	Martha's Vineyard Regional Transit Authority	RTD0005123	\$1,000,000	\$-	\$-	\$500,000

Project Name	Priority	Location	ID	Total Cost	Prior years	SFY 2017	SFY 2018-2021
BUY REPLACEMENT 40-FT BUS (21)	1: Reliability	Pioneer Valley Transit Authority	RTD0003471	\$12,400,881	\$-	\$-	\$3,247,850
BUY REPLACEMENT 40-FT BUS (4)	1: Reliability	Brockton Area Transit Authority	RTD0004823	\$1,960,000	\$-	\$1,960,000	\$-
BUY REPLACEMENT 40-FT BUS (4)	1: Reliability	N/A	RTD0004824	\$2,050,000	\$-	\$-	\$2,050,000
BUY REPLACEMENT 40-FT BUS (5)	1: Reliability	Pioneer Valley Transit Authority	RTD0004743	\$2,866,593	\$-	\$-	\$1,433,296
BUY REPLACEMENT FIXED ROUTE VAN (1)	1: Reliability	Lowell Regional Transit Authority	RTD0004494	\$25,000	\$-	\$25,000	\$-
BUY REPLACEMENT FIXED ROUTE VANS (2)	1: Reliability	Lowell Regional Transit Authority	RTD0004946	\$131,250	\$-	\$-	\$131,250
BUY REPLACEMENT FIXED ROUTE VANS (5)	1: Reliability	Lowell Regional Transit Authority	RTD0004507	\$356,250	\$-	\$-	\$356,250
BUY REPLACEMENT TROLLEY BUS	1: Reliability	Montachusett Regional Transit Authority	RTD0005116	\$500,000	\$-	\$-	\$500,000
BUY REPLACEMENT TROLLEY BUS (2)	1: Reliability	Cape Ann Transportation Authority	RTD0004373	\$900,000	\$-	\$-	\$900,000
BUY REPLACEMENT VAN	1: Reliability	Berkshire Regional Transit Authority	RTD0004365	\$388,000	\$-	\$-	\$291,000
BUY REPLACEMENT VAN	1: Reliability	N/A	RTD0004366	\$350,000	\$-	\$-	\$262,500
BUY REPLACEMENT VAN	1: Reliability	N/A	RTD0005121	\$239,200	\$-	\$239,200	\$-
BUY REPLACEMENT VAN	1: Reliability	Martha's Vineyard Regional Transit Authority	RTD0004995	\$150,000	\$-	\$150,000	\$-
BUY REPLACEMENT VAN	1: Reliability	N/A	RTD0005133	\$170,000	\$-	\$-	\$170,000
BUY REPLACEMENT VAN	1: Reliability	Pioneer Valley Transit Authority	RTD0004738	\$25,983	\$-	\$-	\$25,983
BUY REPLACEMENT VAN	1: Reliability	Southeastern Regional Transit Authority	RTD0004335	\$66,000	\$-	\$-	\$60,000
BUY REPLACEMENT VAN	1: Reliability	N/A	RTD0004621	\$57,000	\$-	\$-	\$57,000



Project Name	Priority	Location	ID	Total Cost	Prior years	SFY 2017	SFY 2018-2021
BUY REPLACEMENT VAN	1: Reliability	N/A	RTD0004631	\$182,301	\$-	\$-	\$182,301
BUY REPLACEMENT VAN (1)	1: Reliability	Berkshire Regional Transit Authority	RTD0004359	\$119,600	\$-	\$119,600	\$-
BUY REPLACEMENT VAN (1)	1: Reliability	Southeastern Regional Transit Authority	RTD0004600	\$61,219	\$-	\$61,219	\$-
BUY REPLACEMENT VAN (1)	1: Reliability	N/A	RTD0004601	\$57,000	\$-	\$-	\$57,000
BUY REPLACEMENT VAN (15)	1: Reliability	Pioneer Valley Transit Authority	RTD0005152	\$1,062,384	\$-	\$-	\$1,062,384
BUY REPLACEMENT VAN (16)	1: Reliability	Pioneer Valley Transit Authority	RTD0005151	\$1,046,684	\$-	\$-	\$1,046,684
BUY REPLACEMENT VAN (16)	1: Reliability	N/A	RTD0005153	\$8,865,345	\$-	\$-	\$985,045
BUY REPLACEMENT VAN (16)	1: Reliability	N/A	RTD0005154	\$999,821	\$-	\$-	\$999,821
BUY REPLACEMENT VAN (2)	1: Reliability	Martha's Vineyard Regional Transit Authority	RTD0004517	\$60,000	\$-	\$-	\$60,000
BUY REPLACEMENT VAN (4)	1: Reliability	Pioneer Valley Transit Authority	RTD0004752	\$298,660	\$-	\$-	\$298,660
BUY REPLACEMENT VAN (5)	1: Reliability	Berkshire Regional Transit Authority	RTD0004360	\$672,670	\$-	\$-	\$672,670
BUY REPLACEMENT VAN (5)	1: Reliability	Montachusett Regional Transit Authority	RTD0004837	\$295,000	\$-	\$295,000	\$-
BUY REPLACEMENT VAN (6)	1: Reliability	Montachusett Regional Transit Authority	RTD0005114	\$365,625	\$-	\$-	\$365,625
BUY REPLACEMENT VAN (7)	1: Reliability	Pioneer Valley Transit Authority	RTD0005149	\$436,948	\$-	\$436,948	\$-
BUY REPLACEMENT VAN (8)	1: Reliability	Montachusett Regional Transit Authority	RTD0004836	\$500,000	\$-	\$-	\$500,000
BUY REPLACEMENT VAN (8)	1: Reliability	N/A	RTD0004851	\$384,000	\$-	\$-	\$384,000

Project Name	Priority	Location	ID	Total Cost	Prior years	SFY 2017	SFY 2018-2021
BUY REPLACEMENT VANS (4)	1: Reliability	Pioneer Valley Transit Authority	RTD0004750	\$306,779	\$-	\$-	\$306,779
BUY REPLACEMENT VANS (4)	1: Reliability	N/A	RTD0004752	\$32,740	\$-	\$-	\$32,740
BUY REPLACEMENT VANS (5)	1: Reliability	Montachusett Regional Transit Authority	RTD0004846	\$325,000	\$-	\$-	\$325,000
BUY REPLACEMENTS - CAPITOL BUS (7)	1: Reliability	Southeastern Regional Transit Authority	RTD0004606	\$1,775,991	\$-	\$-	\$1,775,991
BUY VAN FOR SVC EXPANSION	2: Modernization	Martha's Vineyard Regional Transit Authority	RTD0005037	\$60,000	\$-	\$60,000	\$-
CAP MAINT ITEMS - Hybrid Battery (2)	1: Reliability	Southeastern Regional Transit Authority	RTD0004615	\$46,000	\$-	\$46,000	\$-
Computer Technologies - Hardware	2: Modernization	Worcester Regional Transit Authority	RTD0004642	\$130,000	\$-	\$130,000	\$-
Computer Technologies - Hardware	2: Modernization	N/A	RTD0004652	\$472,410	\$-	\$-	\$472,410
Computer Technologies - Software	2: Modernization	Worcester Regional Transit Authority	RTD0004641	\$85,000	\$-	\$85,000	\$-
Computer Technologies - Software	2: Modernization	N/A	RTD0004651	\$103,015	\$-	\$-	\$103,015
CONSTRUCT - ADMIN/MAINT FACILITY	2: Modernization	Worcester Regional Transit Authority	RTD0004673	\$512,409	\$-	\$512,409	\$-
CONSTRUCT - ADMIN/MAINT FACILITY	2: Modernization	N/A	RTD0004674	\$3,315,591	\$-	\$3,315,591	\$-
CONSTRUCT - ADMIN/MAINT FACILITY	2: Modernization	N/A	RTD0004675	\$3,168,218	\$-	\$-	\$3,168,218
CONSTRUCT - ADMIN/MAINT FACILITY	2: Modernization	N/A	RTD0004676	\$527,782	\$-	\$-	\$527,782

Project Name	Priority	Location	ID	Total Cost	Prior years	SFY 2017	SFY 2018-2021
CONSTRUCT - ADMIN/MAINT FACILITY	2: Modernization	N/A	RTD0004677	\$3,020,385	\$-	\$-	\$3,020,385
CONSTRUCT - ADMIN/MAINT FACILITY	2: Modernization	N/A	RTD0004678	\$543,615	\$-	\$-	\$543,615
CONSTRUCT - ADMIN/MAINT FACILITY	2: Modernization	N/A	RTD0005136	\$2,872,076	\$-	\$-	\$2,872,076
CONSTRUCT - ADMIN/MAINT FACILITY	2: Modernization	N/A	RTD0005137	\$559,924	\$-	\$-	\$559,924
CONSTRUCT - ADMINISTRATIVE BUILDING	2: Modernization	Cape Cod Regional Transit Authority	RTD0005185	\$645,000	\$-	\$-	\$645,000
CONSTRUCT - BUS PASSENGER SHELTERS	2: Modernization	Martha's Vineyard Regional Transit Authority	RTD0005052	\$50,000	\$-	\$50,000	\$-
CONSTRUCT - BUS PASSENGER SHELTERS	2: Modernization	N/A	RTD0005053	\$50,000	\$-	\$-	\$50,000
CONSTRUCT - BUS PASSENGER SHELTERS	2: Modernization	N/A	RTD0005054	\$50,000	\$-	\$-	\$50,000
CONSTRUCT - BUS PASSENGER SHELTERS	2: Modernization	N/A	RTD0005060	\$50,000	\$-	\$-	\$50,000
CONSTRUCT - BUS PASSENGER SHELTERS	2: Modernization	N/A	RTD0005061	\$50,000	\$-	\$-	\$50,000
CONSTRUCT - BUS SHELTER-CATA HUB/COA	2: Modernization	Cape Ann Transportation Authority	RTD0004978	\$18,000	\$-	\$-	\$18,000
CONSTRUCT - EAST MAINTENANCE FACILITY Year 1	2: Modernization	Greater Attleboro-Taunton Regional Transit Authority	RTD0003240	\$2,000,000	\$-	\$-	\$2,000,000
CONSTRUCT - SHOP EQUIPMENT	2: Modernization	Nantucket Regional Transit Authority	RTD0004570	\$15,000	\$-	\$15,000	\$-
CONSTRUCT - SHOP EQUIPMENT	2: Modernization	N/A	RTD0004578	\$15,000	\$-	\$-	\$15,000

Project Name	Priority	Location	ID	Total Cost	Prior years	SFY 2017	SFY 2018-2021
CONSTRUCT - STATIONARY BUS FARE COLL EQUIP	2: Modernization	Martha's Vineyard Regional Transit Authority	RTD0004536	\$250,000	\$-	\$250,000	\$-
CONSTRUCT - YARDS AND SHOPS	2: Modernization	Brockton Area Transit Authority	RTD0004797	\$250,000	\$-	\$250,000	\$-
CONSTRUCT BICYCLE ACCESS, FACIL & EQUIP ON BUSES	2: Modernization	Pioneer Valley Transit Authority	RTD0004721	\$5,000	\$-	\$-	\$5,000
CONSTRUCT BICYCLE ACCESS, FACIL & EQUIP ON BUSES	2: Modernization	N/A	RTD0004725	\$5,000	\$-	\$-	\$5,000
CONSTRUCT BICYCLE ACCESS, FACIL & EQUIP ON BUSES	2: Modernization	N/A	RTD0004729	\$5,000	\$-	\$5,000	\$-
CONSTRUCT Gallagher Intermodal Pedestrian Bridge	2: Modernization	Lowell Regional Transit Authority	RTD0005208	\$1,515,000	\$-	\$1,515,000	\$-
CONSTRUCT MISC ELEC/POWER EQUIP	2: Modernization	Metro West Regional Transit Authority	RTD0005159	\$750,000	\$-	\$-	\$750,000
CONSTRUCT SIGNAGE	2: Modernization	Pioneer Valley Transit Authority	RTD0004720	\$15,000	\$-	\$-	\$15,000
CONSTRUCTION - BUS SHELTERS	2: Modernization	Cape Cod Regional Transit Authority	RTD0004383	\$64,000	\$-	\$64,000	\$-
CONSTRUCTION - BUS SHELTERS	2: Modernization	N/A	RTD0004396	\$66,000	\$-	\$-	\$66,000
CONSTRUCTION - BUS SHELTERS	2: Modernization	N/A	RTD0004409	\$64,000	\$-	\$-	\$64,000
CONSTRUCTION - BUS SHELTERS	2: Modernization	N/A	RTD0004420	\$70,000	\$-	\$-	\$70,000
CONSTRUCTION - BUS SHELTERS	2: Modernization	N/A	RTD0005184	\$70,000	\$-	\$-	\$70,000
CONSTRUCTION - BUS SHELTERS	2: Modernization	Pioneer Valley Transit Authority	RTD0004719	\$75,000	\$-	\$-	\$75,000

Project Name	Priority	Location	ID	Total Cost	Prior years	SFY 2017	SFY 2018-2021
CONSTRUCTION OF BUS STATIONS/TERMINALS	2: Modernization	Metro West Regional Transit Authority	RTD0005158	\$1,000,000	\$-	\$-	\$1,000,000
CONSTRUCTION OF BUS STATIONS/TERMINALS	2: Modernization	N/A	RTD0005166	\$2,650,000	\$-	\$2,650,000	\$-
Construction: Gallagher Intermodal Center Lobby	2: Modernization	Lowell Regional Transit Authority	RTD0004940	\$2,500,000	\$-	\$2,500,000	\$-
ENG/DESIGN - EAST MAINT FACILITY	2: Modernization	Greater Attleboro-Taunton Regional Transit Authority	RTD0004457	\$362,096	\$-	\$362,096	\$-
ENG/DESIGN - ITS	2: Modernization	Southeastern Regional Transit Authority	RTD0004605	\$789,550	\$-	\$797,550	\$-
ENG/DESIGN - ITS	2: Modernization	N/A	RTD0004617	\$797,550	\$-	\$-	\$797,550
ENG/DESIGN - ITS	2: Modernization	N/A	RTD0004622	\$797,550	\$-	\$-	\$797,550
ENG/DESIGN - MAINT FACILITY	2: Modernization	Franklin Regional Transit Authority	RTD0005126	\$1,250,000	\$-	\$1,000,000	\$-
ENG/DESIGN - MAINT FACILITY	2: Modernization	N/A	RTD0005127	\$1,250,000	\$-	\$-	\$1,000,000
ENG/DESIGN - MAINT FACILITY	2: Modernization	N/A	RTD0005128	\$1,250,000	\$-	\$-	\$951,250
ENG/DESIGN - NORTH MAINT FACILITY	2: Modernization	Greater Attleboro-Taunton Regional Transit Authority	RTD0005205	\$600,000	\$-	\$-	\$600,000
Enhanced Mobility of Seniors and Individuals with Disabilities	1: Reliability	Statewide	RTD5310001	\$5,692,071	\$-	\$5,197,746	\$-
Enhanced Mobility of Seniors and Individuals with Disabilities	1: Reliability	N/A	RTD5310002	\$5,692,071	\$-	\$-	\$5,197,746
Enhanced Mobility of Seniors and Individuals with Disabilities	1: Reliability	N/A	RTD5310003	\$5,692,071	\$-	\$-	\$5,197,746
Enhanced Mobility of Seniors and Individuals with Disabilities	1: Reliability	N/A	RTD5310004	\$5,692,071	\$-	\$-	\$5,197,746
Enhanced Mobility of Seniors and Individuals with Disabilities	1: Reliability	N/A	RTD5310005	\$5,692,071	\$-	\$-	\$5,197,746

Project Name	Priority	Location	ID	Total Cost	Prior years	SFY 2017	SFY 2018-2021
Enhancements - Shelters	2: Modernization	Worcester Regional Transit Authority	RTD0004643	\$37,500	\$-	\$37,500	\$-
Enhancements - Shelters	2: Modernization	N/A	RTD0004653	\$37,500	\$-	\$-	\$37,500
Enhancements - Signage	2: Modernization	Worcester Regional Transit Authority	RTD0004644	\$25,000	\$-	\$25,000	\$-
Enhancements - Signage	2: Modernization	N/A	RTD0004654	\$25,000	\$-	\$-	\$25,000
Environmental Compliance	1: Reliability	Pioneer Valley Transit Authority	RTD0004760	\$75,000	\$-	\$-	\$75,000
Facility Rehab: SATCO	1: Reliability	Pioneer Valley Transit Authority	RTD0005051	\$1,750,000	\$-	\$1,750,000	\$-
Information Technology Systems	2: Modernization	Pioneer Valley Transit Authority	RTD0005042	\$3,389,073	\$-	\$-	\$1,694,542
Misc. Communications Systems and ITS	2: Modernization	Pioneer Valley Transit Authority	RTD0004714	\$4,189,456	\$-	\$-	\$4,189,456
Miscellaneous Equipment	1: Reliability	Worcester Regional Transit Authority	RTD0004632	\$49,000	\$-	\$49,000	\$-
Miscellaneous Equipment	1: Reliability	N/A	RTD0004679	\$112,000	\$-	\$-	\$112,000
Miscellaneous Equipment	1: Reliability	N/A	RTD0004691	\$35,000	\$-	\$-	\$35,000
Miscellaneous Equipment	1: Reliability	N/A	RTD0005145	\$42,000	\$-	\$-	\$42,000
Mobility Assistance Program	1: Reliability	Statewide	RTDMAP001	\$4,600,000	\$-	\$4,064,000	\$-
Mobility Assistance Program	1: Reliability	N/A	RTDMAP002	\$4,600,000	\$-	\$-	\$4,064,000
Mobility Assistance Program	1: Reliability	N/A	RTDMAP003	\$4,600,000	\$-	\$-	\$4,064,000
Mobility Assistance Program	1: Reliability	N/A	RTDMAP004	\$4,600,000	\$-	\$-	\$4,064,000
Mobility Assistance Program	1: Reliability	N/A	RTDMAP005	\$4,600,000	\$-	\$-	\$4,064,000
MOBILITY MANAGEMENT	1: Reliability	Metro West Regional Transit Authority	RTD0004882	\$31,250	\$-	\$-	\$31,250
MOBILITY MANAGEMENT	1: Reliability	N/A	RTD0004886	\$31,250	\$-	\$-	\$31,250
MOBILITY MANAGEMENT	1: Reliability	N/A	RTD0004888	\$31,250	\$-	\$-	\$31,250

Project Name	Priority	Location	ID	Total Cost	Prior years	SFY 2017	SFY 2018-2021
Newburyport Intermodal Transit Facility	2: Modernization	Merrimack Valley Regional Transit Authority	RTD0005219	\$5,000,000	\$-	\$2,500,000	\$2,500,000
On board AVL/CAD tablets - 25	2: Modernization	Franklin Regional Transit Authority	RTD0004438	\$12,500	\$-	\$-	\$12,500
OTHER CAPITAL ITEMS (BUS)	1: Reliability	Cape Cod Regional Transit Authority	RTD0005171	\$302,500	\$-	\$302,500	\$-
OTHER CAPITAL ITEMS (BUS)	1: Reliability	N/A	RTD0005174	\$650,000	\$-	\$-	\$650,000
OTHER CAPITAL ITEMS (BUS)	1: Reliability	N/A	RTD0005176	\$630,000	\$-	\$-	\$630,000
OTHER CAPITAL ITEMS (BUS)	1: Reliability	N/A	RTD0005178	\$1,056,000	\$-	\$-	\$528,000
OTHER CAPITAL ITEMS (BUS)	1: Reliability	N/A	RTD0005197	\$423,500	\$-	\$423,500	\$-
OTHER CAPITAL ITEMS (BUS)	1: Reliability	N/A	RTD0005198	\$141,000	\$-	\$-	\$141,000
Preventive Maintenance	1: Reliability	Berkshire Regional Transit Authority	RTD0004346	\$150,000	\$-	\$150,000	\$-
Preventive Maintenance	1: Reliability	N/A	RTD0004349	\$150,000	\$-	\$-	\$150,000
Preventive Maintenance	1: Reliability	N/A	RTD0004353	\$150,000	\$-	\$-	\$150,000
Preventive Maintenance	1: Reliability	N/A	RTD0004367	\$150,000	\$-	\$-	\$150,000
Preventive Maintenance	1: Reliability	N/A	RTD0005195	\$150,000	\$-	\$-	\$150,000
Preventive Maintenance	1: Reliability	Nantucket Regional Transit Authority	RTD0004580	\$10,000	\$-	\$-	\$10,000
Preventive Maintenance	1: Reliability	N/A	RTD0005007	\$10,000	\$-	\$10,000	\$-
Preventive Maintenance	1: Reliability	N/A	RTD0005011	\$10,000	\$-	\$-	\$10,000
Preventive Maintenance	1: Reliability	N/A	RTD0005014	\$10,000	\$-	\$-	\$10,000
Preventive Maintenance	1: Reliability	N/A	RTD0005072	\$10,000	\$-	\$-	\$10,000
Purchase - Capital Spare Parts	1: Reliability	Lowell Regional Transit Authority	RTD0004486	\$26,000	\$-	\$26,000	\$-
Purchase - Capital Spare Parts	1: Reliability	N/A	RTD0004489	\$100,000	\$-	\$-	\$100,000
Purchase - Expansion: Buses (1)	2: Modernization	Worcester Regional Transit Authority	RTD0004657	\$500,000	\$-	\$500,000	\$-

Project Name	Priority	Location	ID	Total Cost	Prior years	SFY 2017	SFY 2018-2021
Purchase - Miscellaneous Support Equipment	1: Reliability	Worcester Regional Transit Authority	RTD0004638	\$25,000	\$-	\$25,000	\$-
Purchase - Replacement: Buses (1)	1: Reliability	Berkshire Regional Transit Authority	RTD0004344	\$355,000	\$-	\$355,000	\$-
Purchase - Replacement: Supervisory Vehicles (2)	1: Reliability	Pioneer Valley Transit Authority	RTD0004734	\$60,000	\$-	\$60,000	\$-
Purchase - Replacement: Supervisory Vehicles (4)	1: Reliability	Pioneer Valley Transit Authority	RTD0005027	\$120,000	\$-	\$-	\$120,000
Purchase - Replacement: Vans (13)	1: Reliability	Pioneer Valley Transit Authority	RTD0004702	\$868,527	\$-	\$-	\$868,527
Purchase - Replacement: Vans (12)	1: Reliability	Pioneer Valley Transit Authority	RTD0004706	\$781,298	\$-	\$781,298	\$-
Purchase - Support Vehicle	1: Reliability	Worcester Regional Transit Authority	RTD0004649	\$115,000	\$-	\$-	\$115,000
Purchase - Support Vehicle (1)	1: Reliability	Worcester Regional Transit Authority	RTD0004637	\$32,500	\$-	\$32,500	\$-
Purchase 3 new 35' buses delivery 2019	1: Reliability	Merrimack Valley Regional Transit Authority	RTD0004955	\$1,373,355	\$-	\$-	\$1,373,355
Purchase Automated Parking System Gallagher Parking Garage	2: Modernization	Lowell Regional Transit Authority	RTD0005023	\$215,000	\$-	\$215,000	\$-
PURCHASE BICYCLE ACCESS, FACIL & EQUIP ON BUSES	2: Modernization	Pioneer Valley Transit Authority	RTD0004755	\$5,000	\$-	\$-	\$5,000
PURCHASE BUS SHELTERS	2: Modernization	Brockton Area Transit Authority	RTD0004770	\$40,000	\$-	\$-	\$40,000
PURCHASE BUS SHELTERS	2: Modernization	N/A	RTD0004822	\$40,000	\$-	\$-	\$40,000
PURCHASE BUS SHELTERS	2: Modernization	Montachusett Regional Transit Authority	RTD0004839	\$100,000	\$-	\$-	\$100,000



Project Name	Priority	Location	ID	Total Cost	Prior years	SFY 2017	SFY 2018-2021
PURCHASE BUS SHELTERS	2: Modernization	Pioneer Valley Transit Authority	RTD0004753	\$210,000	\$-	\$-	\$75,000
PURCHASE BUS SHELTERS	2: Modernization	Worcester Regional Transit Authority	RTD0004666	\$37,500	\$-	\$-	\$37,500
PURCHASE BUS SHELTERS	2: Modernization	N/A	RTD0004696	\$37,500	\$-	\$-	\$37,500
PURCHASE BUS SHELTERS	2: Modernization	N/A	RTD0005146	\$37,500	\$-	\$-	\$37,500
PURCHASE LANDSCAPING / SCENIC BEAUTIFICATION	2: Modernization	Greater Attleboro-Taunton Regional Transit Authority	RTD0004445	\$40,000	\$-	\$40,000	\$-
PURCHASE LANDSCAPING / SCENIC BEAUTIFICATION	2: Modernization	N/A	RTD0004452	\$40,000	\$-	\$-	\$40,000
PURCHASE LANDSCAPING / SCENIC BEAUTIFICATION	2: Modernization	N/A	RTD0004462	\$40,000	\$-	\$-	\$40,000
PURCHASE LANDSCAPING / SCENIC BEAUTIFICATION	2: Modernization	N/A	RTD0004479	\$40,000	\$-	\$-	\$40,000
PURCHASE LANDSCAPING / SCENIC BEAUTIFICATION	2: Modernization	N/A	RTD0005104	\$40,000	\$-	\$-	\$40,000
PURCHASE MISC COMMUNICATIONS EQUIP	2: Modernization	Greater Attleboro-Taunton Regional Transit Authority	RTD0004446	\$60,000	\$-	\$60,000	\$-
PURCHASE MISC COMMUNICATIONS EQUIP, IT systems	2: Modernization	Pioneer Valley Transit Authority	RTD0004742	\$4,659,964	\$-	\$-	\$4,659,964
PURCHASE RADIOS	2: Modernization	Brockton Area Transit Authority	RTD0004814	\$90,000	\$-	\$-	\$90,000
Purchase Replacement - Support Vehicles (2)	1: Reliability	Pioneer Valley Transit Authority	RTD0004727	\$125,000	\$-	\$125,000	\$-
Purchase Shop Equipment	2: Modernization	Worcester Regional Transit Authority	RTD0004640	\$10,000	\$-	\$10,000	\$-
PURCHASE SIGNAGE	2: Modernization	Pioneer Valley Transit Authority	RTD0004754	\$15,000	\$-	\$-	\$15,000

Project Name	Priority	Location	ID	Total Cost	Prior years	SFY 2017	SFY 2018-2021
PURCHASE SIGNAGE	2: Modernization	Worcester Regional Transit Authority	RTD0004667	\$25,000	\$-	\$-	\$25,000
PURCHASE SIGNAGE	2: Modernization	N/A	RTD0004697	\$25,000	\$-	\$-	\$25,000
PURCHASE SIGNAGE	2: Modernization	N/A	RTD0005147	\$25,000	\$-	\$-	\$25,000
PURCHASE VEHICLE LOCATOR SYSTEM - ITS	2: Modernization	Southeastern Regional Transit Authority	RTD0004629	\$797,550	\$-	\$-	\$797,550
Purchase/Renovate Shop Equipment	1: Reliability	Pioneer Valley Transit Authority	RTD0004707	\$100,000	\$-	\$100,000	\$-
Refurbish Engine/trans 8 model year 2011 buses	1: Reliability	Merrimack Valley Regional Transit Authority	RTD0004545	\$288,000	\$-	\$-	\$288,000
Rehab Intermodal Hub repair/replace cross walks, tactiles and curbing	1: Reliability	Lowell Regional Transit Authority	RTD0005024	\$500,000	\$-	\$-	\$500,000
Rehab Northampton Main Facility	1: Reliability	Pioneer Valley Transit Authority	RTD0003485	\$2,300,000	\$-	\$-	\$2,300,000
REHAB- SHELTERS Railroad, P&R, Emerson Ave	1: Reliability	Cape Ann Transportation Authority	RTD0004977	\$42,000	\$-	\$-	\$42,000
Rehab UMass Maintenance Facility	1: Reliability	Pioneer Valley Transit Authority	RTD0005028	\$200,000	\$-	\$-	\$180,000
REHAB/REBUILD - CAPITOL BUS	1: Reliability	Martha's Vineyard Regional Transit Authority	RTD0004516	\$175,000	\$-	\$175,000	\$-
		N/A	RTD0005132	\$50,000	\$-	\$-	\$50,000
Rehab/Rebuild: Buses	1: Reliability	Martha's Vineyard Regional Transit Authority	RTD0004520	\$100,000	\$-	\$-	\$100,000
REHAB/RENOV - PARK & RIDE FACILITY	1: Reliability	Montachusett Regional Transit Authority	RTD0004832	\$100,000	\$-	\$100,000	\$-

Project Name	Priority	Location	ID	Total Cost	Prior years	SFY 2017	SFY 2018-2021
REHAB/RENOV - PASSENGER AMENITIES	1: Reliability	Berkshire Regional Transit Authority	RTD0004355	\$50,000	\$-	\$-	\$50,000
REHAB/RENOV BICYCLE ACCESS, FACIL & EQUIP	1: Reliability	Pioneer Valley Transit Authority	RTD0005041	\$5,000	\$-	\$-	\$5,000
REHAB/RENOV PED ACCESS / WALKWAYS	1: Reliability	Montachusett Regional Transit Authority	RTD0004842	\$175,000	\$-	\$-	\$175,000
REHAB/RENOV RADIOS	1: Reliability	Nantucket Regional Transit Authority	RTD0004575	\$4,000	\$-	\$-	\$4,000
REHAB/RENOV RADIOS	1: Reliability	N/A	RTD0005008	\$4,000	\$-	\$4,000	\$-
REHAB/RENOV RADIOS	1: Reliability	N/A	RTD0005015	\$5,000	\$-	\$-	\$5,000
REHAB/RENOV RADIOS	1: Reliability	N/A	RTD0005073	\$5,000	\$-	\$-	\$5,000
REHAB/RENOV SIGNAGE	1: Reliability	Pioneer Valley Transit Authority	RTD0005040	\$15,000	\$-	\$-	\$15,000
REHAB/RENOV VEHICLE LOCATOR SYSTEM	1: Reliability	Nantucket Regional Transit Authority	RTD0005019	\$50,000	\$-	\$-	\$50,000
REHAB/RENOVATE - ADMIN/MAINT FACILITY	1: Reliability	Martha's Vineyard Regional Transit Authority	RTD0004525	\$150,000	\$-	\$-	\$150,000
REHAB/RENOVATE - ADMIN/MAINT FACILITY	1: Reliability	N/A	RTD0004527	\$75,000	\$-	\$75,000	\$-
REHAB/RENOVATE - ADMIN/MAINT FACILITY	1: Reliability	N/A	RTD0004538	\$175,000	\$-	\$-	\$175,000
REHAB/RENOVATE - ADMIN/MAINT FACILITY	1: Reliability	N/A	RTD0005131	\$250,000	\$-	\$-	\$250,000
REHAB/RENOVATE - ADMIN/MAINT FACILITY	1: Reliability	Montachusett Regional Transit Authority	RTD0004833	\$400,000	\$-	\$400,000	\$-
REHAB/RENOVATE - ADMIN/MAINT FACILITY	1: Reliability	N/A	RTD0004960	\$125,000	\$-	\$125,000	\$-
REHAB/RENOVATE - ADMIN/MAINT FACILITY	1: Reliability	N/A	RTD0004961	\$200,000	\$-	\$-	\$200,000

Project Name	Priority	Location	ID	Total Cost	Prior years	SFY 2017	SFY 2018-2021
REHAB/RENOVATE - ADMIN/MAINT FACILITY	1: Reliability	N/A	RTD0005115	\$500,000	\$-	\$-	\$500,000
REHAB/RENOVATE - ADMIN/MAINT FACILITY	1: Reliability	Nantucket Regional Transit Authority	RTD0005012	\$250,000	\$-	\$-	\$250,000
REHAB/RENOVATE - ADMINISTRATIVE FACILITY	1: Reliability	Pioneer Valley Transit Authority	RTD0004722	\$1,000,000	\$-	\$-	\$1,000,000
REHAB/RENOVATE - BUS PARK & RIDE LOT	1: Reliability	Montachusett Regional Transit Authority	RTD0005100	\$250,000	\$-	\$250,000	\$-
REHAB/RENOVATE - BUS PARK & RIDE LOT	1: Reliability	N/A	RTD0005118	\$132,000	\$-	\$132,000	\$-
REHAB/RENOVATE - BUS PASSENGER SHELTERS	1: Reliability	Cape Ann Transportation Authority	RTD0004979	\$12,000	\$-	\$-	\$12,000
REHAB/RENOVATE - BUS SURVEILL/SECURITY SYSTEM	1: Reliability	Berkshire Regional Transit Authority	RTD0004354	\$25,000	\$-	\$-	\$25,000
REHAB/RENOVATE - BUS SURVEILL/SECURITY SYSTEM	1: Reliability	Southeastern Regional Transit Authority	RTD0004588	\$100,000	\$-	\$-	\$100,000
REHAB/RENOVATE - BUS SURVEILL/SECURITY SYSTEM	1: Reliability	N/A	RTD0005004	\$50,000	\$-	\$-	\$50,000
REHAB/RENOVATE - BUS TERMINAL	1: Reliability	Martha's Vineyard Regional Transit Authority	RTD0004537	\$100,000	\$-	\$-	\$100,000
REHAB/RENOVATE - BUS TERMINAL	1: Reliability	Worcester Regional Transit Authority	RTD0004669	\$50,000	\$-	\$50,000	\$-
REHAB/RENOVATE - BUS TERMINAL	1: Reliability	N/A	RTD0004670	\$50,000	\$-	\$-	\$50,000
REHAB/RENOVATE - BUS TERMINAL	1: Reliability	N/A	RTD0004671	\$50,000	\$-	\$-	\$50,000
REHAB/RENOVATE - BUS TERMINAL	1: Reliability	N/A	RTD0004672	\$50,000	\$-	\$-	\$50,000

Project Name	Priority	Location	ID	Total Cost	Prior years	SFY 2017	SFY 2018-2021
REHAB/RENOVATE - BUS TERMINAL - Pavement Mgmt.	1: Reliability	Brockton Area Transit Authority	RTD0005059	\$50,000	\$-	\$-	\$50,000
REHAB/RENOVATE - Environmental Compliance	1: Reliability	Pioneer Valley Transit Authority	RTD0004718	\$150,000	\$-	\$-	\$150,000
REHAB/RENOVATE - Environmental Compliance	1: Reliability	N/A	RTD0004724	\$75,000	\$-	\$-	\$75,000
REHAB/RENOVATE - Environmental Compliance	1: Reliability	N/A	RTD0004728	\$75,000	\$-	\$75,000	\$-
REHAB/RENOVATE - Environmental Compliance	1: Reliability	N/A	RTD0005038	\$75,000	\$-	\$-	\$75,000
REHAB/RENOVATE - Holyoke ADMIN/MAINT FACILITY	1: Reliability	Pioneer Valley Transit Authority	RTD0004748	\$500,000	\$-	\$-	\$500,000
REHAB/RENOVATE - MAINTENANCE FACILITY	1: Reliability	Brockton Area Transit Authority	RTD0005030	\$30,000	\$-	\$30,000	\$-
REHAB/RENOVATE - MAINTENANCE FACILITY	1: Reliability	Southeastern Regional Transit Authority	RTD0004614	\$50,000	\$-	\$50,000	\$-
REHAB/RENOVATE - MAINTENANCE FACILITY - Roof	1: Reliability	Brockton Area Transit Authority	RTD0005083	\$100,000	\$-	\$-	\$100,000
REHAB/RENOVATE - MAINTENANCE FACILITY Windows	1: Reliability	Brockton Area Transit Authority	RTD0005058	\$75,000	\$-	\$-	\$75,000
REHAB/RENOVATE - MAINTENANCE FACILITY, SATCO	1: Reliability	Pioneer Valley Transit Authority	RTD0003482	\$750,000	\$-	\$-	\$750,000
REHAB/RENOVATE - MISC SUPPORT EQUIPMENT	1: Reliability	Nantucket Regional Transit Authority	RTD0005066	\$60,000	\$-	\$60,000	\$-
REHAB/RENOVATE - MISC SUPPORT EQUIPMENT	1: Reliability	N/A	RTD0005067	\$60,000	\$-	\$-	\$60,000
REHAB/RENOVATE - MISC SUPPORT EQUIPMENT	1: Reliability	N/A	RTD0005068	\$60,000	\$-	\$-	\$60,000
REHAB/RENOVATE - MISC SUPPORT EQUIPMENT	1: Reliability	N/A	RTD0005069	\$60,000	\$-	\$-	\$60,000

Project Name	Priority	Location	ID	Total Cost	Prior years	SFY 2017	SFY 2018-2021
REHAB/RENOVATE - MISC SUPPORT EQUIPMENT	1: Reliability	N/A	RTD0005070	\$60,000	\$-	\$-	\$60,000
REHAB/RENOVATE - MOBILE FARE COLL EQUIP	1: Reliability	Brockton Area Transit Authority	RTD0004776	\$500,000	\$-	\$-	\$500,000
REHAB/RENOVATE - MOBILE FARE COLL EQUIP	1: Reliability	Nantucket Regional Transit Authority	RTD0005021	\$75,000	\$-	\$-	\$75,000
REHAB/RENOVATE - MOBILE FARE COLL EQUIP	1: Reliability	N/A	RTD0005022	\$75,000	\$-	\$-	\$75,000
REHAB/RENOVATE - MOBILE SURVEILL/SECURITY EQUIP	1: Reliability	Brockton Area Transit Authority	RTD0004784	\$350,000	\$-	\$-	\$350,000
REHAB/RENOVATE - MOBILE SURVEILL/SECURITY EQUIP	1: Reliability	N/A	RTD0005064	\$40,000	\$-	\$-	\$40,000
REHAB/RENOVATE - MOBILE SURVEILL/SECURITY EQUIP	1: Reliability	Martha's Vineyard Regional Transit Authority	RTD0004539	\$40,000	\$-	\$-	\$40,000
REHAB/RENOVATE - MOBILE SURVEILL/SECURITY EQUIP	1: Reliability	Nantucket Regional Transit Authority	RTD0005018	\$30,000	\$-	\$-	\$30,000
REHAB/RENOVATE - MOBILE SURVEILL/SECURITY EQUIP	1: Reliability	Southeastern Regional Transit Authority	RTD0004624	\$100,000	\$-	\$-	\$100,000
REHAB/RENOVATE - SHOP EQUIPMENT	1: Reliability	Brockton Area Transit Authority	RTD0004765	\$20,000	\$-	\$20,000	\$-
REHAB/RENOVATE - SHOP EQUIPMENT	1: Reliability	Franklin Regional Transit Authority	RTD0004441	\$10,000	\$-	\$-	\$10,000
REHAB/RENOVATE - SHOP EQUIPMENT	1: Reliability	Nantucket Regional Transit Authority	RTD0004582	\$10,000	\$-	\$-	\$10,000
REHAB/RENOVATE - SHOP EQUIPMENT	1: Reliability	Pioneer Valley Transit Authority	RTD0004717	\$300,000	\$-	\$-	\$300,000
REHAB/RENOVATE - SHOP EQUIPMENT	1: Reliability	N/A	RTD0004745	\$110,000	\$-	\$-	\$110,000
REHAB/RENOVATE - SHOP EQUIPMENT	1: Reliability	N/A	RTD0004764	\$110,000	\$-	\$-	\$110,000

Project Name	Priority	Location	ID	Total Cost	Prior years	SFY 2017	SFY 2018-2021
REHAB/RENOVATE - SHOP EQUIPMENT Waste Oil Heater	1: Reliability	Brockton Area Transit Authority	RTD0005057	\$15,000	\$-	\$-	\$15,000
REHAB/RENOVATE - SUPERVISORY VEHICLES (1)	1: Reliability	Pioneer Valley Transit Authority	RTD0004758	\$10,000	\$-	\$-	\$30,000
REHAB/RENOVATE - SUPERVISORY VEHICLES (5)	1: Reliability	Pioneer Valley Transit Authority	RTD0004747	\$120,000	\$-	\$-	\$120,000
REHAB/RENOVATE - SUPPORT VEHICLES (2)	1: Reliability	Pioneer Valley Transit Authority	RTD0004751	\$150,000	\$-	\$-	\$150,000
REHAB/RENOVATE - SUPPORT VEHICLES (2)	1: Reliability	N/A	RTD0004757	\$150,000	\$-	\$-	\$150,000
REHAB/RENOVATE - TAUNTON MAINTENANCE FACILITY	1: Reliability	Greater Attleboro-Taunton Regional Transit Authority	RTD0004444	\$350,000	\$-	\$350,000	\$-
REHAB/RENOVATE - UMASS MAINTENANCE FACILITY	1: Reliability	Pioneer Valley Transit Authority	RTD0003839	\$1,000,000	\$-	\$-	\$1,000,000
REHAB/RENOVATE - YARDS AND SHOPS Diesel Fuel Tanks	1: Reliability	Brockton Area Transit Authority	RTD0005082	\$200,000	\$-	\$-	\$200,000
Rehab/Renovate Administration/Maintenance Facility	1: Reliability	Berkshire Regional Transit Authority	RTD0005196	\$50,000	\$-	\$-	\$50,000
REHAB/RENOVATE BUS STATIONS	1: Reliability	Cape Cod Regional Transit Authority	RTD0004382	\$400,000	\$-	\$400,000	\$-
REHAB/RENOVATE BUS STATIONS	1: Reliability	N/A	RTD0004391	\$190,000	\$-	\$-	\$190,000
REHAB/RENOVATE BUS STATIONS	1: Reliability	N/A	RTD0004405	\$120,000	\$-	\$-	\$120,000
REHAB/RENOVATE BUS STATIONS	1: Reliability	N/A	RTD0004419	\$645,000	\$-	\$-	\$645,000
REHAB/RENOVATE BUS SUPPORT FACIL Garage Sealant	1: Reliability	Brockton Area Transit Authority	RTD0004827	\$100,000	\$-	\$100,000	\$-
REHAB/RENOVATE BUS SUPPORT FACIL/EQUIP	1: Reliability	Berkshire Regional Transit Authority	RTD0004357	\$1,150,000	\$-	\$-	\$1,150,000

Project Name	Priority	Location	ID	Total Cost	Prior years	SFY 2017	SFY 2018-2021
REHAB/RENOVATE BUS SUPPORT FACIL/EQUIP	1: Reliability	Nantucket Regional Transit Authority	RTD0005017	\$50,000	\$-	\$-	\$50,000
Rehab/Renovation: Adin/Maintenance Facility	1: Reliability	Franklin Regional Transit Authority	RTD0004432	\$25,000	\$-	\$-	\$25,000
Rehab/Renovation: Administration/Maintenance Facility	1: Reliability	Franklin Regional Transit Authority	RTD0004427	\$15,500	\$-	\$15,500	\$-
Rehab/Renovation: Communications Systems	1: Reliability	Franklin Regional Transit Authority	RTD0004429	\$20,000	\$-	\$-	\$20,000
Rehab/Renovation: Communications Systems (ITS)	1: Reliability	Pioneer Valley Transit Authority	RTD0004710	\$3,010,544	\$-	\$3,010,544	\$-
Rehab/Renovation: Refurbish Engine/Transmission 8 Model Year 2011 Buses	1: Reliability	Merrimack Valley Regional Transit Authority	RTD0004540	\$280,000	\$-	\$280,000	\$-
Rehab/Renovation: Shop Equipment	1: Reliability	Berkshire Regional Transit Authority	RTD0004347	\$25,000	\$-	\$25,000	\$-
Rehab/Renovation: Shop Equipment	1: Reliability	N/A	RTD0004351	\$25,000	\$-	\$-	\$25,000
Rehab/Renovation: Shop Equipment	1: Reliability	Franklin Regional Transit Authority	RTD0004426	\$10,000	\$-	\$10,000	\$-
Rehab/Renovation: Shop Equipment	1: Reliability	N/A	RTD0004431	\$10,000	\$-	\$-	\$10,000
Rehab/Renovation: Shop Equipment	1: Reliability	Pioneer Valley Transit Authority	RTD0004703	\$750,000	\$-	\$-	\$750,000
Rehab/Renovation: Surveillance/Security	1: Reliability	Franklin Regional Transit Authority	RTD0004425	\$10,000	\$-	\$10,000	\$-
Rehab/Renovation: Surveillance/Security	1: Reliability	N/A	RTD0004430	\$75,000	\$-	\$-	\$75,000
Rehab/Renovation: Surveillance/Security	1: Reliability	Southeastern Regional Transit Authority	RTD0004596	\$50,000	\$-	\$50,000	\$-
Rehab/Renovation: Surveillance/Security	1: Reliability	N/A	RTD0004599	\$100,000	\$-	\$-	\$100,000



Project Name	Priority	Location	ID	Total Cost	Prior years	SFY 2017	SFY 2018-2021
Rehab/Renovation: Terminal, Intermodal	1: Reliability	Franklin Regional Transit Authority	RTD0004428	\$200,000	\$-	\$-	\$200,000
Rehab/Renovations: Northampton	1: Reliability	Pioneer Valley Transit Authority	RTD0003438	\$325,000	\$-	\$-	\$325,000
Rehab/Renovations: Northampton Maintenance Facility	1: Reliability	Pioneer Valley Transit Authority	RTD0003445	\$250,000	\$-	\$250,000	\$-
Rehab/Renovations: UMASS Maintenance Facility	1: Reliability	Pioneer Valley Transit Authority	RTD0003486	\$100,000	\$-	\$100,000	\$-
Replace 1 Model Yr 2013 Support Vehicle	1: Reliability	Merrimack Valley Regional Transit Authority	RTD0004990	\$46,350	\$-	\$46,350	\$-
Replace 1 Model Yr 2013 Support Vehicle	1: Reliability	N/A	RTD0004991	\$47,750	\$-	\$-	\$47,750
Replace 1 Model Yr 2013 Support Vehicle	1: Reliability	N/A	RTD0004992	\$49,000	\$-	\$-	\$49,000
Replace 11 Model Yr 2015 vans	1: Reliability	Merrimack Valley Regional Transit Authority	RTD0004993	\$681,268	\$-	\$-	\$681,268
Replace 2 Model Yr 2009 buses delivery 2022	1: Reliability	Merrimack Valley Regional Transit Authority	RTD0004957	\$886,338	\$-	\$-	\$886,338
Replace 3 Model Yr 2007 buses delivery 2020	1: Reliability	Merrimack Valley Regional Transit Authority	RTD0004956	\$1,456,620	\$-	\$-	\$1,456,621
Replace 5 Model Yr 2016 vans with new	1: Reliability	Merrimack Valley Regional Transit Authority	RTD0004959	\$354,200	\$-	\$-	\$354,200
Replace 6 Model Yr 2004 buses delivery 2018	1: Reliability	Merrimack Valley Regional Transit Authority	RTD0004954	\$2,725,755	\$-	\$-	\$2,725,755
Replace 7 Model Yr 2004 buses with new	1: Reliability	Merrimack Valley Regional Transit Authority	RTD0004932	\$597,800	\$-	\$597,800	\$-
Replace Batteries for Hybrid Electric Bus	1: Reliability	Lowell Regional Transit Authority	RTD0004514	\$47,500	\$-	\$-	\$47,500

Project Name	Priority	Location	ID	Total Cost	Prior years	SFY 2017	SFY 2018-2021
Replace Batteries for Hybrid/Electric Buses	1: Reliability	Lowell Regional Transit Authority	RTD0004513	\$95,000	\$-	\$-	\$95,000
Replace Parking Facilities Revenue Collection Equipment	1: Reliability	Merrimack Valley Regional Transit Authority	RTD0004919	\$300,000	\$-	\$300,000	\$-
SGR Gateway Parking	1: Reliability	Merrimack Valley Regional Transit Authority	RTD0004921	\$20,000	\$-	\$-	\$20,000
SGR Gateway Parking	1: Reliability	N/A	RTD0004922	\$10,000	\$-	\$-	\$10,000
SGR Gateway Parking	1: Reliability	N/A	RTD0004923	\$10,000	\$-	\$-	\$10,000
Spare Parts / Associated Capital Maintenance	1: Reliability	Worcester Regional Transit Authority	RTD0004639	\$187,335	\$-	\$187,335	\$-
Spare Parts / Associated Capital Maintenance	1: Reliability	N/A	RTD0004650	\$297,465	\$-	\$-	\$297,465
Springfield Union Station	2: Modernization	Statewide	RTD5309001	\$23,270,372	\$-	\$23,050,372	\$-
Systemwide Facilities Upgrades	1: Reliability	Region wide	RTDIC00006	\$8,226,866	\$-	\$-	\$8,226,866
Terminal& Building Equipment and Maintenance	1: Reliability	Lowell Regional Transit Authority	RTD0004942	\$100,000	\$-	\$-	\$100,000
Terminal& Building Equipment and Maintenance	1: Reliability	N/A	RTD0004943	\$140,000	\$-	\$-	\$140,000
Terminal& Building Equipment and Maintenance	1: Reliability	N/A	RTD0004944	\$100,000	\$-	\$-	\$100,000
Terminal& Building Equipment and Maintenance	1: Reliability	N/A	RTD0004945	\$100,000	\$-	\$-	\$100,000
Terminal& Building Equipment and Maintenance	1: Reliability	N/A	RTD0004953	\$60,000	\$-	\$60,000	\$-
TERMINAL, INTERMODAL (TRANSIT)	1: Reliability	Metro West Regional Transit Authority	RTD0004879	\$187,500	\$-	\$-	\$187,500
TERMINAL, INTERMODAL (TRANSIT)	1: Reliability	N/A	RTD0004890	\$187,500	\$-	\$-	\$187,500
TERMINAL, INTERMODAL (TRANSIT)	1: Reliability	N/A	RTD0005164	\$177,500	\$-	\$-	\$187,500

Project Name	Priority	Location	ID	Total Cost	Prior years	SFY 2017	SFY 2018-2021
TERMINAL, INTERMODAL (TRANSIT)	1: Reliability	Montachusett Regional Transit Authority	RTD0004968	\$750,000	\$-	\$-	\$750,000
TERMINAL, INTERMODAL (TRANSIT)	1: Reliability	N/A	RTD0004969	\$100,000	\$-	\$-	\$100,000
TERMINAL, INTERMODAL (TRANSIT) - WESTFIELD	2: Modernization	Pioneer Valley Transit Authority	RTD0005150	\$827,843	\$-	\$827,843	\$-
TERMINAL, INTERMODAL (TRANSIT) - WESTFIELD	2: Modernization	Pioneer Valley Transit Authority	RTD0003800	\$2,871,579	\$-	\$2,871,379	\$-
TERMINAL, INTERMODAL (TRANSIT): Facil. Improvements	1: Reliability	Metro West Regional Transit Authority	RTD0004883	\$187,500	\$-	\$-	\$187,500
Tire Lease	1: Reliability	Southeastern Regional Transit Authority	RTD0004604	\$103,700	\$-	\$103,700	\$-
Transit Enhancement	2: Modernization	Southeastern Regional Transit Authority	RTD0004598	\$10,000	\$-	\$-	\$10,000
Transit Enhancements	2: Modernization	Berkshire Regional Transit Authority	RTD0004350	\$50,000	\$-	\$-	\$50,000
Transit Enhancements	2: Modernization	Southeastern Regional Transit Authority	RTD0004587	\$10,000	\$-	\$-	\$10,000
Transit Enhancements: Shelters	2: Modernization	Pioneer Valley Transit Authority	RTD0004704	\$75,000	\$-	\$-	\$75,000
Transit Enhancements: Shelters, benches, etc.	2: Modernization	Pioneer Valley Transit Authority	RTD0004708	\$150,000	\$-	\$150,000	\$-
Transit Enhancements: Signs/Lighting	2: Modernization	Pioneer Valley Transit Authority	RTD0004705	\$15,000	\$-	\$-	\$15,000
Transit Enhancements: Signs/Lighting	2: Modernization	N/A	RTD0004709	\$10,000	\$-	\$10,000	\$-
Transit Technical Assistance	1: Reliability	Statewide	RTDIC00001	\$2,213,352	\$-	\$2,213,352	\$-
Transit Technical Assistance	1: Reliability	N/A	RTDIC00002	\$2,325,606	\$-	\$-	\$2,325,606
Transit Technical Assistance	1: Reliability	N/A	RTDIC00003	\$2,350,812	\$-	\$-	\$2,350,812

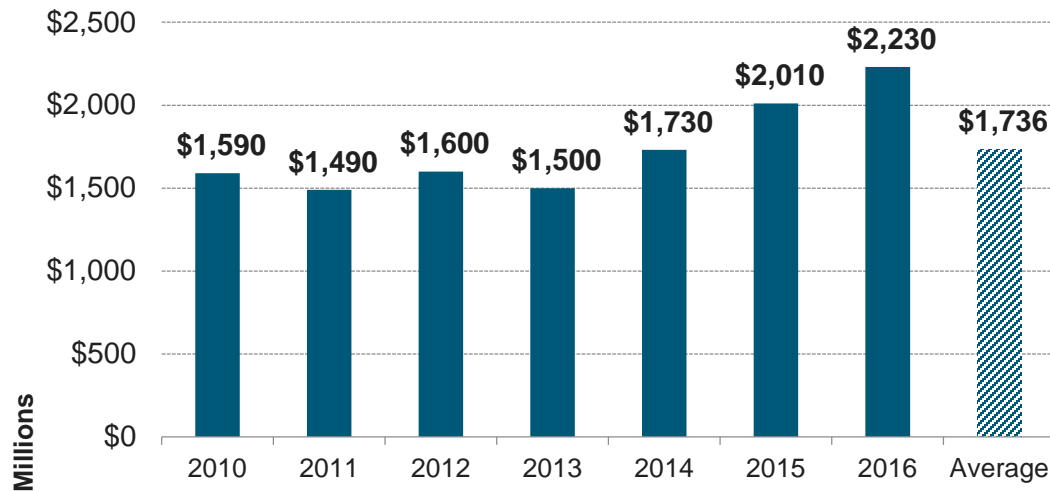
Project Name	Priority	Location	ID	Total Cost	Prior years	SFY 2017	SFY 2018-2021
Transit Technical Assistance	1: Reliability	N/A	RTDIC00004	\$2,358,057	\$-	\$-	\$2,358,057
Transit Technical Assistance	1: Reliability	N/A	RTDIC00005	\$2,359,919	\$-	\$-	\$2,359,919
TRAVELER INFORMATION	2: Modernization	Nantucket Regional Transit Authority	RTD0005076	\$23,000	\$-	\$23,000	\$-
TRAVELER INFORMATION	2: Modernization	N/A	RTD0005077	\$23,000	\$-	\$-	\$23,000
TRAVELER INFORMATION	2: Modernization	N/A	RTD0005078	\$23,000	\$-	\$-	\$23,000
TRAVELER INFORMATION	2: Modernization	N/A	RTD0005079	\$23,000	\$-	\$-	\$23,000
TRAVELER INFORMATION	2: Modernization	N/A	RTD0005080	\$23,000	\$-	\$-	\$23,000
VEH OVERHAUL (UP TO 20% VEH MAINT) (4)	1: Reliability	Brockton Area Transit Authority	RTD0005056	\$700,000	\$-	\$-	\$700,000
VEH OVERHAUL (UP TO 20% VEH MAINT) (4)	1: Reliability	N/A	RTD0005081	\$700,000	\$-	\$-	\$700,000
VEH OVERHAUL (UP TO 20% VEH MAINT) (5)	1: Reliability	Brockton Area Transit Authority	RTD0004825	\$800,000	\$-	\$800,000	\$-
VEH OVERHAUL (UP TO 20% VEH MAINT) (5)	1: Reliability	N/A	RTD0005063	\$875,000	\$-	\$-	\$875,000
VEH OVERHAUL (UP TO 20% VEH MAINT) (5)	1: Reliability	N/A	RTD0005090	\$1,056,088	\$-	\$-	\$875,000
BUY REPLACEMENT Fixed Route Vans (5)	1: Reliability	Lowell Regional Transit Authority	RTD0004507	\$118,750	\$-	\$-	\$118,750
BUY REPLACEMENT 35-FT BUS - 5	1: Reliability	Lowell Regional Transit Authority	RTD0004508	\$579,375	\$-	\$-	\$579,375
BUY REPLACEMENT 35-FT BUS - 6	1: Reliability	Southeastern Regional Transit Authority	RTD0004613	\$676,748	\$-	\$-	\$676,748
BUY REPLACEMENT Fixed Route Vans (20)	1: Reliability	Lowell Regional Transit Authority	RTD0004946	\$78,750	\$-	\$-	\$78,750
BUY REPLACEMENT 35-FT BUS - 9	1: Reliability	Lowell Regional Transit Authority	RTD0004947	\$1,356,428	\$-	\$-	\$1,356,438
Replace 2 Model Year 2009 buses delivery 2022	1: Reliability	Merrimack Valley Regional Transit Authority	RTD0004957	\$98,483	\$-	\$-	\$98,483

Project Name	Priority	Location	ID	Total Cost	Prior years	SFY 2017	SFY 2018-2021
Replace 11 Model Year 2015 vans	1: Reliability	Merrimack Valley Regional Transit Authority	RTD0004993	\$75,698	\$-	\$-	\$75,698
BUY REPLACEMENT VANS (6)	1: Reliability	Montachusett Regional Transit Authority	RTD0005114	\$40,625	\$-	\$-	\$40,625
BUY REPLACEMENT ARTICULATED BUS	1: Reliability	Pioneer Valley Transit Authority	RTD0004733	\$1,449,191	\$-	\$-	\$1,449,191
BUY REPLACEMENT 35-FT BUS - 4	1: Reliability	Pioneer Valley Transit Authority	RTD0004746	\$1,140,615	\$-	\$-	\$1,140,615
BUY REPLACEMENT VANS (16)	1: Reliability	Pioneer Valley Transit Authority	RTD0005153	\$109,450	\$-	\$-	\$109,450
BUY REPLACEMENTS - CAPITAL BUS (7)	1: Reliability	Southeastern Regional Transit Authority	RTD0004606	\$1,183,994	\$-	\$-	\$1,183,994
ACQUIRE SUPPORT VEHICLES	1: Reliability	Southeastern Regional Transit Authority	RTD0004630	\$3,500	\$-	\$-	\$3,500
ACQUIRE SUPPORT VEHICLES	1: Reliability	N/A	RTD0005003	\$4,000	\$-	\$-	\$4,000
ACQUIRE SUPPORT VEHICLES	1: Reliability	Worcester Regional Transit Authority	RTD0004689	\$3,250	\$-	\$-	\$3,250
ACQUIRE SUPPORT VEHICLES	1: Reliability	N/A	RTD0005144	\$3,250	\$-	\$-	\$3,250
BUY REPLACEMENT 35-FT BUS	1: Reliability	Southeastern Regional Transit Authority	RTD0005001	\$95,175	\$-	\$-	\$95,175
PVTA Maintenance Facility	Modernization	Pioneer Valley Transit Authority	RTDBOARD1	\$55,700,000	\$-	\$14,900,000	\$40,800,000

## Appendix

- ▶ Historical spending

# MassDOT historical capital spending

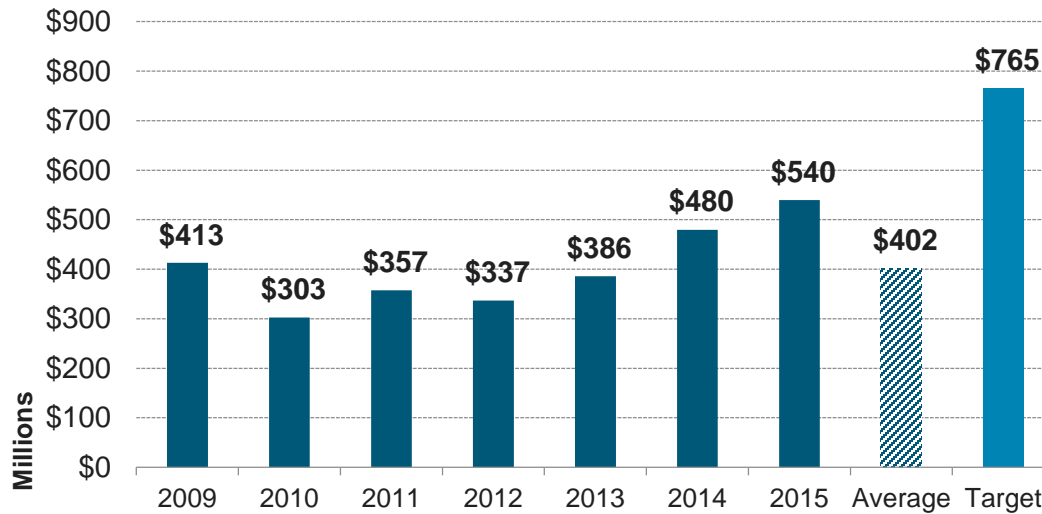


Year	Spending Amount
2010	\$ 1,590,000,000
2011	\$ 1,490,000,000
2012	\$ 1,600,000,000
2013	\$ 1,500,000,000
2014	\$ 1,730,000,000
2015	\$ 2,010,000,000
2016	\$ 2,230,000,000
Average	\$ 1,735,714,286

# MBTA historical capital spending and SGR ramp up

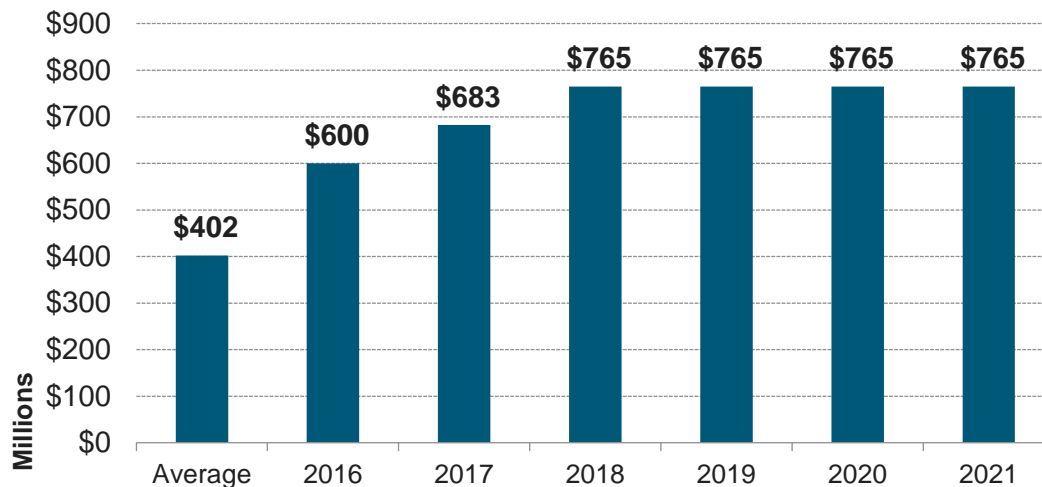


## MBTA historical spending



Year	Spending Amount
2009	\$ 412,900,000
2010	\$ 302,600,000
2011	\$ 357,200,000
2012	\$ 337,100,000
2013	\$ 386,200,000
2014	\$ 479,900,000
2015	\$ 539,500,000
Average	\$ 402,200,000
Target	\$ 765,000,000

## MBTA State of Good Repair ramp-up



Year	Spending Amount
Average	\$ 402,200,000
2016	\$ 600,000,000
2017	\$ 682,500,000
2018	\$ 765,000,000
2019	\$ 765,000,000
2020	\$ 765,000,000
2021	\$ 765,000,000



## Appendix

- ▶ Program descriptions

# Highway program descriptions



Priority  
**1**

Program name	Program description
<b>Interstate Pavement</b>	This program uses federal funds to perform resurfacing and related work on the interstate system. The primary objective of these projects is to improve pavement condition.
<b>Non-Interstate DOT Pavement</b>	This program uses federal funds to perform resurfacing and related work on non-interstate DOT owned roadways. In addition to the site specific federal aid projects, state funded maintenance contracts are also used to improve pavement condition.
<b>Bridge</b>	This program includes the federal aid replacement and rehabilitation projects as well as the state funded routine structures maintenance contracts.
<b>Roadway Maintenance</b>	This program consists of state funded routine maintenance contracts that are used to repair drainage systems, sidewalks, fencing, guardrail and vegetation management. These investments maximize the potential of our assets and increase the useful life. This program also includes the federal aid storm water retrofit contracts.
<b>Safety Maintenance</b>	This program consists of state and federal funded maintenance contracts that are used to repair traffic signals, highway lighting systems, impact attenuators, traffic signs and pavement markers. These investments are essential to providing a safe roadway network for our customers.
<b>Facilities</b>	This program is used to maintain, repair and replace buildings that are owned by the Highway Division. This investment provides the infrastructure to enable Highway Division staff to fulfill organizational goals.
<b>Municipal Bridge</b>	This program will assist municipalities in repairing and replacing town owned bridges with a span length of less than 20 feet.
<b>All-Electronic Tolling</b>	Implementation of cashless electronic tolling on the Western Turnpike and Metropolitan Highway System.
<b>CA/T Trust</b>	Funds restricted for the purpose of repairs associated with defects in the development and construction of the CA/T Third Harbor Tunnel project. Funds can only be used in agreement with FHWA. Fund is known as the Central Artery Remediation Monies (CARM).

## Priority 2

Program name	Program description
<b>Roadway Reconstruction</b>	This program includes projects that are typically federal aid roadway reconstruction projects. Many are municipally proposed projects involving municipally owned facilities. Nearly all of these projects include improvements to bicycle and pedestrian accommodations.
<b>Intersection Safety</b>	This program includes traffic signal upgrades and intersection improvement projects. These projects provide valuable safety improvements. All new traffic signal installations include Accessible Pedestrian Signals (APS).
<b>ADA Retrofits</b>	This program consists of projects that are specifically designed to improve the accessibility of state owned sidewalks. Locations will be identified utilizing information collected as part of MassDOT's ADA Transition Plan. A prioritization methodology that was developed in cooperation with the Massachusetts Office on Disabilities will be implemented for future projects.
<b>ITS</b>	Projects in this program typically involve the installation of cameras message, signs and communication equipment designed to provide real time traffic information to roadway users. This information allows drivers to make better informed decisions regarding their travel options.
<b>Complete Streets Program</b>	This program rewards communities that demonstrate a commitment to embedding Complete Streets in their policies and practices by providing technical assistance and funding.

## Priority 3

Program name	Program description
<b>Multi-use Path</b>	Projects in this program typically involve the construction of multi-use paths on alignments that are independent from the roadway network.
<b>Capacity</b>	This program includes projects that add new connections to or expand the existing transportation network.
<b>Bicycle and Pedestrian Plan Implementation</b>	This program will fund future projects in accordance with statewide bicycle and pedestrian implementation plans.

# MBTA program descriptions



## Priority 1

Program name	Program description
<b>Revenue vehicles</b>	In the FY17-21 CIP, the State of Good Repair target was allocated based on each individual asset class' percentage of the total backlog (\$7.3B). This will establish the program funding programs by asset class for the next five years. Based on available funding, directorates will recommend projects within these categories to return assets to acceptable condition.
<b>Track, signals, and power</b>	
<b>Bridges</b>	Revenue vehicle program includes acquisition of new rolling stock as well as mid-life overhauls. Track, signals and power includes a variety of investments designed to improve the reliability of those assets. Bridges and Facilities will follow a similar approach, focusing funding on critical needs in all these two categories.
<b>Facilities</b>	

## Priority 2

Program name	Program description
<b>Capacity improvements</b>	Investments to track, infrastructure, and car houses designed to ensure that the vehicles scheduled for delivery in FY2019 will operate as intended. This program includes a mix of state of good repair investments and additional improvements designed to modernize the system. Examples include Red and Orange Line infrastructure.
<b>Federally mandated safety programs and accessibility</b>	To meet federally mandated safety requirements for the commuter rail system. Contracts to complete the work were approved by the Board of Directors; however, the FY17 – FY21 CIP will detail the finance plan necessary to pay for this mandated program. Examples include Positive Train Control, Green Line Automatic Train Protection, and other investments identified through PATI and BCIL.

## Priority 3

Program name	Program description
<b>Expansion projects</b>	Targeted expansion investments designed to improve access to transit and statewide rail. Examples could include Green Line Extension, South Coast Rail, and Silver Line to Chelsea.

# Rail program descriptions



## Priority 1

Program name	Program description
<b>Safety/Capital Maintenance</b>	Covers cost to maintain MassDOT- owned track and right of way to a minimal classification (Class 1) condition inclusive of structures such as bridges, culverts and grade crossings. Includes FRA compliance inspections.
<b>Federal Obligations / Railroad Contracted Services</b>	Covers costs for PRIIA (Passenger Rail Investment and Improvement Act) 209 and 212, includes Framingham Secondary, Middleboro Secondary, and Knowledge Corridor
<b>Grade Crossing (Section 130 Program)</b>	Repair of grade crossings owned by MassDOT and provide technical support. Cost primarily with federal funds (90% of the cost)

## Priority 2

Program name	Program description
<b>MAAB Compliance</b>	Compliance with the requirements of MAAB (Massachusetts Architectural Access Board) when significant investments made to assets (e.g. Knowledge Corridor, Springfield Union Station)
<b>Modernize Rail Properties</b>	Modernization of MassDOT lines to be used for projects such as a storage facility or MassDOT maintenance equipment.
<b>Industrial Rail Access Program</b>	Investment in private sector rail lines to leverage private investment and increase freight rail usage or to modernize an active line to increase the utility to customer.

## Priority 3

Program name	Program description
<b>Increase Capacity</b>	Supports Falmouth's reuse of the Falmouth Depot, and rehabilitation of surplus MBTA equipment (pilot project), and Housatonic Berkshire

# RTA Transit program descriptions



Priority 1	<b>Program name</b>	<b>Program description</b>
	<b>MassDOT Mobility Programs: Vehicle Replacement</b>	The Mobility Assistance Program funds the purchase of vans and related equipment used to provide transportation for the elderly and disabled by Councils on Aging, RTAs, and non-profits.
	<b>RTA: Facility and Vehicle Maintenance</b>	Maintenance of the 15 Regional Transit Authorities' Facilities and Vehicles in or close to a State of Good Repair (SGR).
	<b>Transit Support</b>	Funds IT support for the Federal Grants program and technical assistance for the rural transit providers; Funds one year of BusPlus support for the intercity bus program
Priority 2	<b>Transit and Technical Assistance</b>	Technical assistance (IT grants management) to rural RTAs in capital project development
	<b>Program name</b>	<b>Program description</b>
	<b>RTA: Fleet Expansion</b>	Construction of new Regional Transit Authority Maintenance, Operations, or Intermodal Transit Facilities such as garages and bus stations. Fleet growth to meet service needs.
	<b>RTA: Facility and System Modernization</b>	Modernization of Regional Transit Authority Facilities and Systems
Priority 3	<b>RTA: Replacement Facilities</b>	Replacing outdated RTA facilities with modern buildings
	<b>Program name</b>	<b>Program description</b>
	<b>No priority 3 programs</b>	

# Aeronautics program descriptions



<b>Priority</b> <b>1</b>	Program name	Program description
	<b>Airport Pavement Management System</b>	Maintain a Pavement Condition Index (PCI) equal to 75 for all pavements “inside the fence” by both investing state matching funds to leverage and manage Federal flow-through funding and to provide state funding for airport safety and maintenance program (ASMP) projects
	<b>Airport Capital Improvement Program</b>	Capital investments from federal and state sources to accomplish a full range of airport state of good repair projects that focus on safe and efficient airport operations and services
	<b>Statewide Airport Administration and Terminal Building Program</b>	In 2010, the Statewide Airport System Plan identified 17 Airports that did not have, or needed renovation to their Administration Building due to insufficient admin spaces requiring upgrades
<b>Priority</b> <b>2</b>	Program name	Program description
	<b>Statewide Airport Administration and Terminal Building Program</b>	In 2010, the Statewide Airport System Plan identified 17 Airports that did not have, or needed renovation to their Administration Building due to insufficient admin spaces requiring upgrades
<b>Priority</b> <b>3</b>	Program name	Program description
	<b>No priority 3 programs</b>	

# RMV program descriptions



<b>Priority</b> <b>1</b>	<b>Program name</b>	<b>Program description</b>
	<b>RMV operations maintenance (RMV SGR)</b>	Maintain and improve existing operating systems to support service delivery; application platforms, electronic records retention systems
<b>Priority</b> <b>2</b>	<b>Program name</b>	<b>Program description</b>
	<b>ATLAS</b>	Improve RMV service delivery options by replacing the ALARS system ▶ Increase business process efficiency through reduced wait times ▶ Increase the number of transactions done via alternative customer service channels ▶ Increase the capacity of third parties dependent on RMV data
	<b>RMV Customer Service Modernization</b>	Service delivery target of serving 80% of all customers in branches in under 30 minutes and all branch customers in under 1 hour. ▶ Strategy includes updating and upgrading leased branch locations to include the new dual line queuing model, signage, furniture and fixtures
	<b>Kiosks</b>	Branch improvement through installing kiosks to improve customer experience
<b>Priority</b> <b>3</b>	<b>Program name</b>	<b>Program description</b>
	<b>No priority 3 programs</b>	



# IT program descriptions



<b>Priority</b> <b>1</b>	<b>Program name</b>	<b>Program description</b>
	<b>MassDOT / MBTA Infrastructure Resiliency</b>	Efforts to keep critical Information Technology infrastructure operational and secure. Backup and disaster recovery projects are also included here since they are central to maintaining business continuity in the case of primary system outages and other incidents.
<b>Priority</b> <b>2</b>	<b>Program name</b>	<b>Program description</b>
	<b>MassDOT/MBTA Workforce Management</b>	Projects in this category include efforts adjust the ways that MassDOT/MBTA manages workforce productivity and time reporting through implementation of software solutions.
	<b>MassDOT/MBTA Enterprise Workflow/Paper Reduction</b>	Projects in this category utilize technology to improve business processes through automated workflows and other electronic means. Projects that can make improvements in reducing process timelines and contribute to doing more with less also fit into this category.
	<b>Highway Asset/Contract Management</b>	Efforts to help the Highway Division track and maintain records for infrastructure assets across the Commonwealth. Through a series of application enhancements and re-platforming, updated business processes will be enforced electronically resulting in better data collection and leading to efficient data driven decisions.
	<b>Customer Digital Experience</b>	Projects in this category directly impact how transportation system users interact with various MassDOT public websites. As the agency's public face, MassDOT and MBTA websites must be capable of presenting clear, concise, and timely information to the citizens of the Commonwealth 24/7.
	<b>Public Safety Modernization</b>	Safety is the top priority at MassDOT and Information Technology projects in this category play a key role in providing systems to keep customers safe and secure and address transportation network security threats.
	<b>RMV Customer Service Model Modernization</b>	Projects in this category contribute to service delivery at RMV branches on the MassDOT website by streamlining information systems and making data more accessible to employees and customers.
<b>Priority</b> <b>3</b>	<b>Program name</b>	<b>Program description</b>
	<b>No priority 3 programs</b>	

## Appendix

- Funding source assumptions

# MassDOT sources: assumptions



Source	Assumptions
<b>FHWA New Obligation Authority</b>	93% of new FAST Act federal apportionments less GANs debt service
<b>FHWA Existing</b>	Federal spending on projects already underway (prior federal obligation authority). Amount will increase over the CIP as new obligation authority is used
<b>FAA Discretionary Grants</b>	Estimate of expected FAA Discretionary Grants for Airport Improvement (AIP funds) and Noise Abatement Project (set asides)
<b>Federal Transit Funding</b>	FTA funding under FAST Act (primarily for RTAs) <ul style="list-style-type: none"> <li>– Section 5307 : Urbanized Area formula funds</li> <li>– Section 5310: Mobility Assistance Funds</li> <li>– Section 5311 : Non-urbanized Area formula funds</li> <li>– Section 5337 : State of Good Repair funds</li> <li>– Section 5339 : Bus and Bus Facilities funds</li> </ul>
<b>Bond Cap</b>	Assumes \$750 million/year for planning purposes with \$200 million/year for Chapter 90 program
<b>Accelerated Bridge Program</b>	Remaining GANs (\$260 million) and special obligation bond spending (\$90 million) for underway projects
<b>Toll Revenues and Reserves</b>	Projected annual revenues available for capital for each of the toll facilities plus existing projected reserve balances as of June 30, 2016; assumes Western Turnpike Tolls remain in place
<b>CA/T Trust and Reserves</b>	Assumes use of \$307 million from the CA/T Trust, also known as Central Artery Remediation Monies (CARM), on eligible MHS projects; subject to FHWA approval
<b>Third Party Funds</b>	Estimated based on historical amounts
<b>Gaming Revenues</b>	Annual gaming revenues devoted to the Transportation Infrastructure and Development Fund from the Springfield and Everett casinos; estimate provided by A&F
<b>Toll Development Credits</b>	Soft match to federal funds accrued in lieu of Interstate Maintenance aid on tolled facilities within the Commonwealth

# MBTA sources: assumptions



Source	Assumptions
<b>FTA New Obligation Authority (three sections)</b>	93% of new FAST Act federal apportionments
<b>FTA Existing</b>	Projected drawdowns of federal funds for projects already underway; amounts will increase in out years as new obligation authority is assigned to specific projects
<b>FFGA (GLX)</b>	Amount obligated and projected for the GLX project through the Full Funding Grant Agreement
<b>Bond Cap – MBTA</b>	Commonwealth general obligation bond proceeds allocated to specific projects; primarily for project operations and other construction support provided to the Highway Division and Rail Division
<b>ABP – MBTA</b>	Commonwealth special obligation bond proceeds allocated to specific bridge projects; primarily for project operations and other construction support provided to the Highway Division
<b>Transit SOBS</b>	The Commonwealth Rail Enhancement Program; a dedicated \$2.1B program for reliability, modernization and expansion initiatives at the MBTA
<b>Revenue Bonds</b>	General obligation bonds issued by the MBTA
<b>Cash on Hand</b>	Also known as the capital maintenance fund; surplus operating funds appropriated to pay-go in the past
<b>Pay-GO</b>	FY2017 initiative funded through operating budget savings; amounts are allocated to specific reliability and modernization projects
<b>Excess Debt Service Reserve Funds</b>	Estimated amount (final to be determined) potentially available through improved debt management policies
<b>Reimbursable</b>	Third party funding for specific initiatives
<b>TIFIA &amp; RIIF</b>	Estimated amounts being sought from federal loan programs to fund the federally mandated, underway Positive Train Control (PTC) project

## Appendix

- Equity analyses

# Social equity analysis



The social equity analysis was conducted to establish compliance with federal and state nondiscrimination laws and regulations, including Title VI of the Civil Rights Act of 1964 (Title VI), the Civil Rights Restoration Act of 1987, and the 1994 Presidential Executive Order 12898 on Environmental justice. Due to the methodology used to create the CIP's project universe, the analysis evaluated financial investments per capita at the municipal level. While municipality was the only geographic level analyzed, equitable investment was evaluated three different ways; (1) municipal distribution of funds, (2) MassDOT investments, and (3) all CIP project investments, which includes MassDOT, MBTA, and RTA investments. Investments were measured per capita to account for population density and both CIP recommended projects and projects already underway are included. Overall, this analysis determined that the CIP equitably distributes investments among minority and low-income communities.

Minority municipalities are defined as those with populations that are at least 23.87 percent people of color, which is the statewide average. Low-income municipalities are defined as municipalities with a median household income at or below 65 percent of the statewide median household income. The statewide median household income is currently \$67,846. Therefore, low-income municipalities are defined as those with median household incomes of \$44,100 or less, regardless of household size. Few municipalities in Massachusetts qualify as low-income; those that do meet the definition are mainly densely populated urban communities and scarcely populated rural communities.

The municipal distribution of funds shows a less than one percent difference between investments in minority and non-minority municipalities. The municipal distribution of funds to low-income municipalities is 8 percent higher than to non-low-income municipalities. When analyzing all projects, including MassDOT, MBTA, and RTA projects that are both underway and recommended in the CIP, minority municipalities receive 37 percent more funding per capita than non-minority municipalities. This is attributed to the fact that these municipalities make up most of the Commonwealth's urban areas and transit investment locations. It is important to note that the CIP only captures capital projects, and thus reflects investments on the MBTA system as a whole. Therefore, this social equity analysis does not capture equity implications as they may relate to transit operations or capital improvements implementation plans. Analyzing MassDOT investments alone, investments between minority and non-minority communities are nearly even.

Non-low income municipalities receive 46 percent more investment per capita for all projects than low-income municipalities. However, low-income municipalities receive 7.6 percent more investment when considering MassDOT projects only. This discrepancy can also be attributed to the transit investments in the densely populated urban communities that meet the low-income threshold.

In addition to analyzing CIP project investments, an equity analysis was conducted to evaluate the Capital Conversations public process that helped inform the CIP. Based on meeting attendance and submitted public comments, Capital Conversations had an under-representation of people of color, low-income people, and limited-English proficient communities. To address this, MassDOT changed the outreach strategy during a second round of Capital Conversations conducted after release of the draft CIP. The outreach list was made much broader and efforts were made to directly contact a variety of community-based organizations across the Commonwealth to more accurately reflect the diversity of MassDOT and MBTA customers. This effort led to public meeting attendance and comments that better reflected the Commonwealth's constituents.

# Regional equity analysis



MassDOT also conducted an equity review of this CIP based on geographic distribution. As a state agency, MassDOT seeks to fund transportation infrastructure needs equitably across the state. However, because of the data that is available and the nature of transportation infrastructure, there is no clear consensus on what exactly is an equitable regional distribution of resources, given that needs, demand, and tax dollars contributed all vary. As a result, MassDOT assessed the data in a variety of ways for this equity analysis. While no single method is perfect, these approaches, taken together, provide useful information to better understand the regional distribution of resources. Eventually, better data will allow MassDOT to conduct more refined equity analyses.

Based on several forms of analysis, MassDOT determined that the CIP does not present any major spending inequities, though the regional equity analysis did identify areas of improvement for future CIPs. There is some indication, for example, that future CIPs should consider additional Chapter 90 funding or funding support for rural areas without significant federal aid eligible roads.

Going forward, it will be important to conduct an equity assessment for each CIP in order to determine that no geographic areas are being continuously underfunded. For any analysis, MassDOT would not expect perfect equity for a five year plan, as variations are bound to happen given that one-time large projects can skew the outcomes.

For this CIP, MassDOT analyzed the data by assessing the funding distribution against the following variables:

## **Population (All non-transit projects)**

One proxy of demand for transportation infrastructure is how many people live in a certain geographic area. If funding per capita is the same across municipalities, this could be considered an equitable distribution if the goal is for transportation infrastructure to be distributed equally among residents.

## **Lane miles (highway only and non-transit projects)**

The amount of existing lane miles is another measure of demand for transportation funding as it speaks to demand for maintenance funding and is a proxy for existing demand. This analysis looked at the variation in funding on a per lane mile basis by municipality and by District as another way to look at an equitable distribution of resources. It is important to note that this analysis looked at all lane miles, not just roads eligible for federal aid.



### **Chapter 90 ratio (highway only and non-transit projects)**

The Chapter 90 Program is a formula program distributed to municipalities for roadway improvements based on population (20.83%), employment (20.83%), and lane miles (58.33%). This formula can serve as a benchmark against which MassDOT Highway funding should be distributed and as a proxy for an appropriate distribution for all non-transit MassDOT projects. Because of concerns with just looking at population or just looking at lane miles, this formula is an opportunity to consider both variables. As the formula is already in use throughout the Commonwealth, MassDOT opted to use the given percentages as an acceptable measure for an equitable distribution.

If the ratio of CIP funding allocated to a municipality is the same as the ratio of Chapter 90 funding it receives – meaning a ratio of one—this would indicate that the CIP distribution is equitable. Greater than one would indicate more CIP funding than would be expected if funding were distributed according to the Chapter 90 formula, less than one would mean that the CIP distribution provided less than would have been received if the Chapter 90 formula were used. The allocation can also be rolled up from the municipality level to a Highway District level to better understand the broader patterns.

### **Vehicle Miles Traveled (highway only projects)**

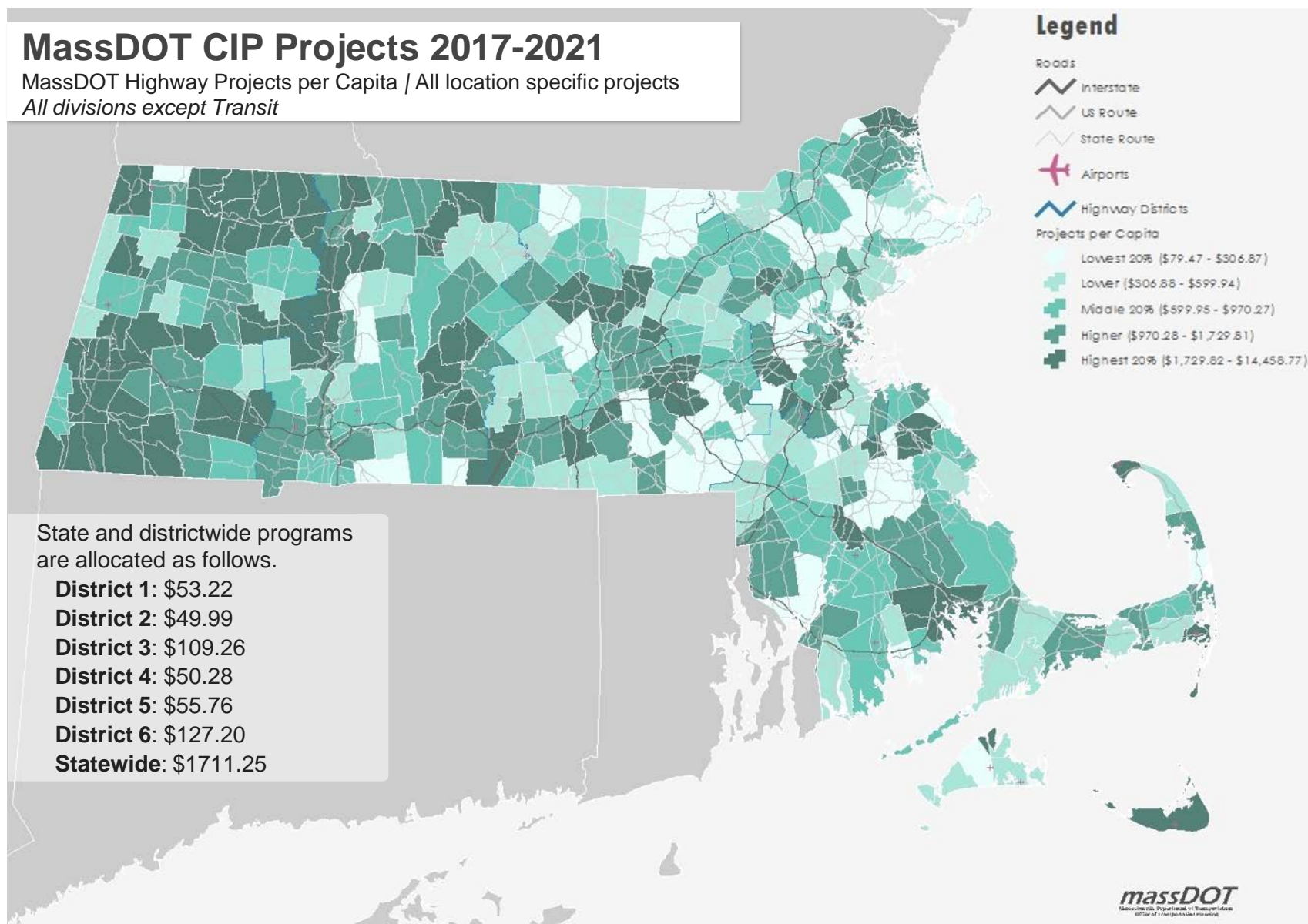
The measure of Vehicle Miles Traveled (VMT) per highway district provides information about how much the transportation infrastructure is being used. This gets at both the demand for the infrastructure as well as potential degrading of the infrastructure from use. This data is not available on a municipality level. If the proportion of Highway funding in a Highway District is equal to the proportion of VMT in that District (a ratio of 1), it would indicate that the distribution of Highway funding is equitable.

### **Regional Transit Authority (RTA) ridership (transit projects)**

Ridership was determined to be the best indicator of transit funding equity. If the proportion of ridership for an RTA (including the MBTA) is equal to the proportion of transit funding in this CIP, one could say that the distribution of transit funding is equitable. This was also translated to dollars allocated per rider.

## MassDOT CIP Projects 2017-2021

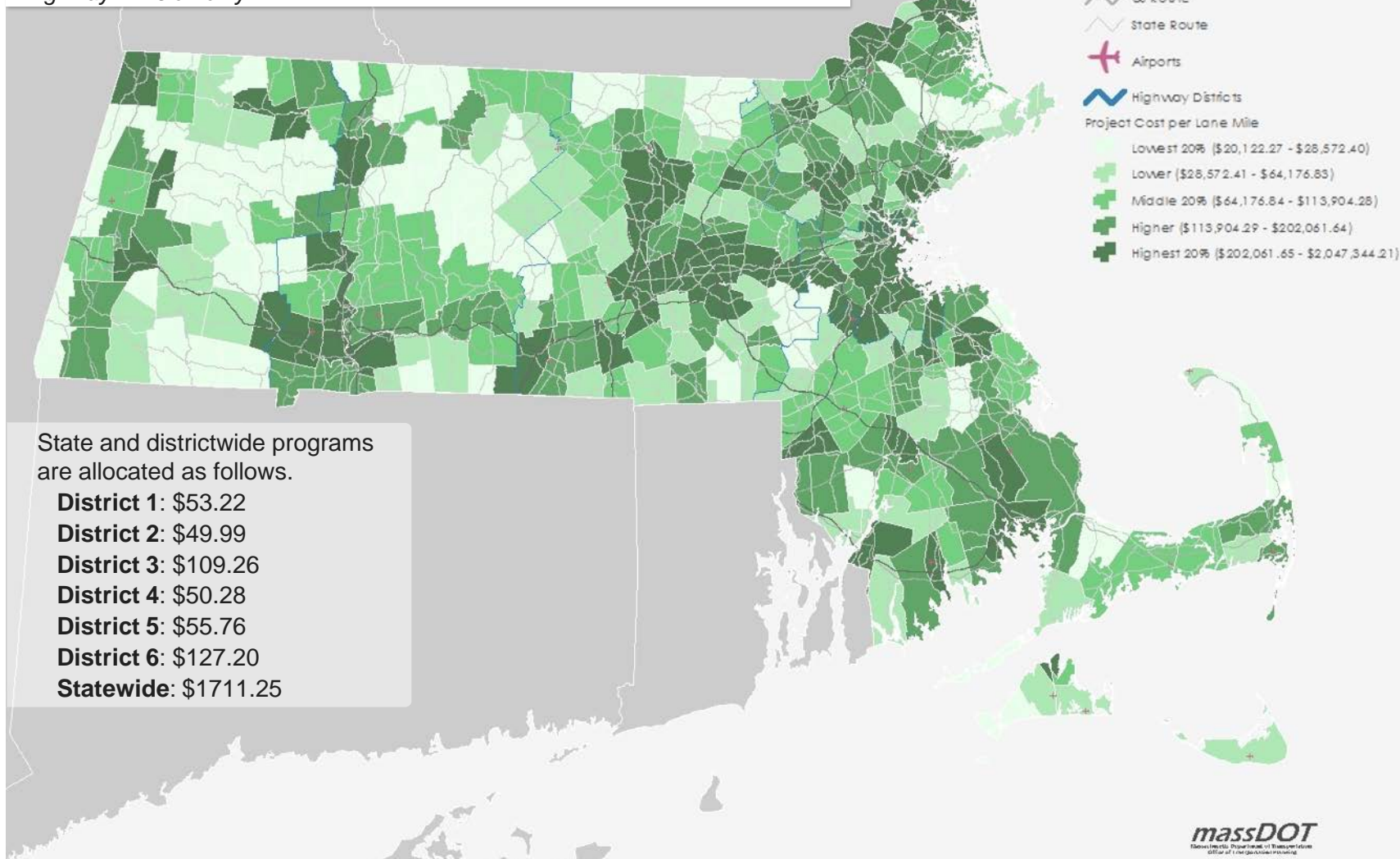
MassDOT Highway Projects per Capita / All location specific projects  
All divisions except Transit



Spending per capita was greatest in the Berkshires as well as in lower population areas surrounding Worcester and other rural municipalities scattered across the state.

## MassDOT Highway CIP Projects 2017-2021

Project Cost per Lane Mile | All location specific projects  
*Highway Division only*

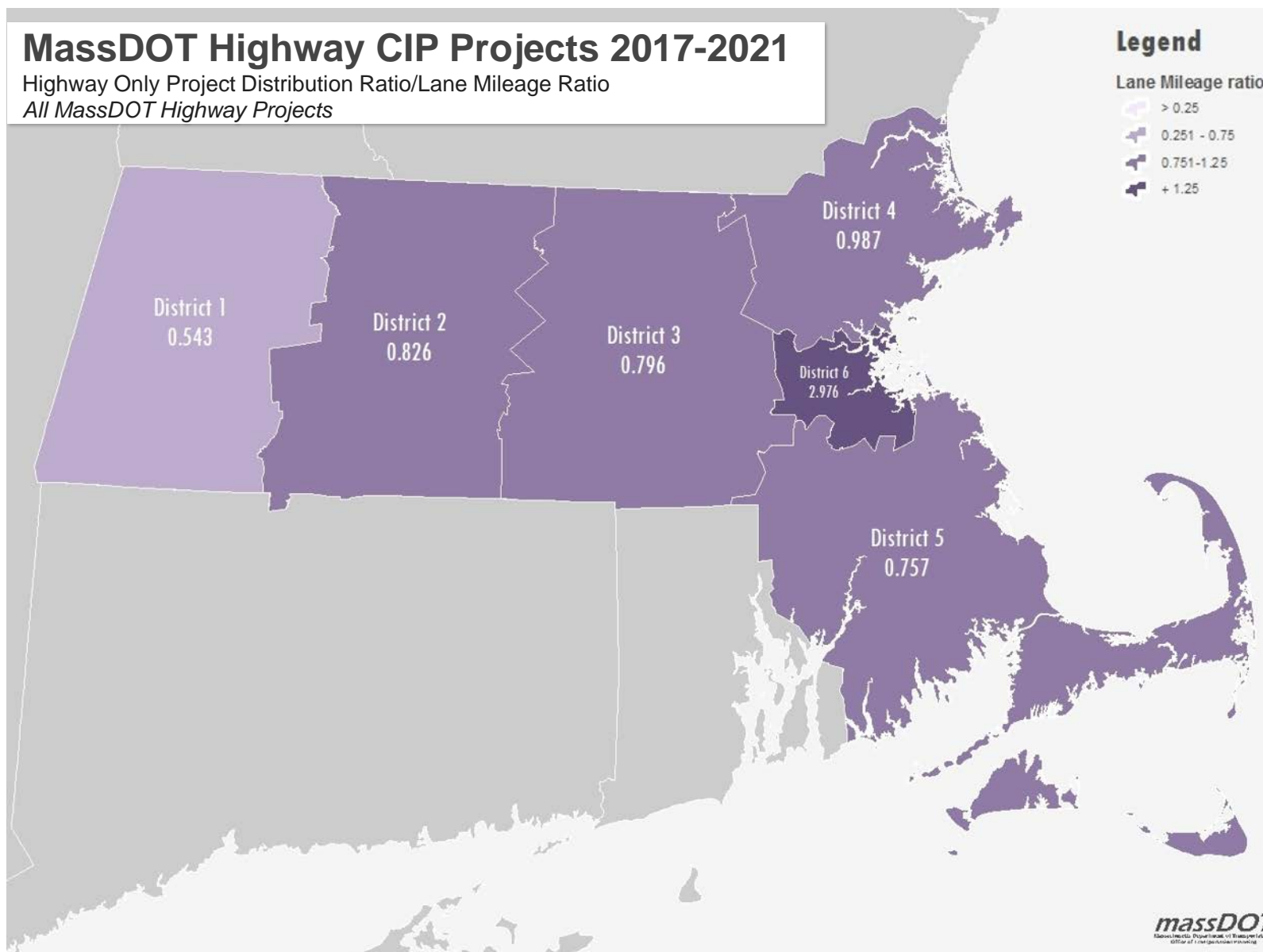


*The funding distribution per lane mile was greater where Interstates and major federal or state roads bisect municipalities. This occurred around the major cities in Massachusetts where the Interstates tend to meet, as well as more suburban or rural municipalities through which these Interstates pass.*



## MassDOT Highway CIP Projects 2017-2021

Highway Only Project Distribution Ratio/Lane Mileage Ratio  
All MassDOT Highway Projects

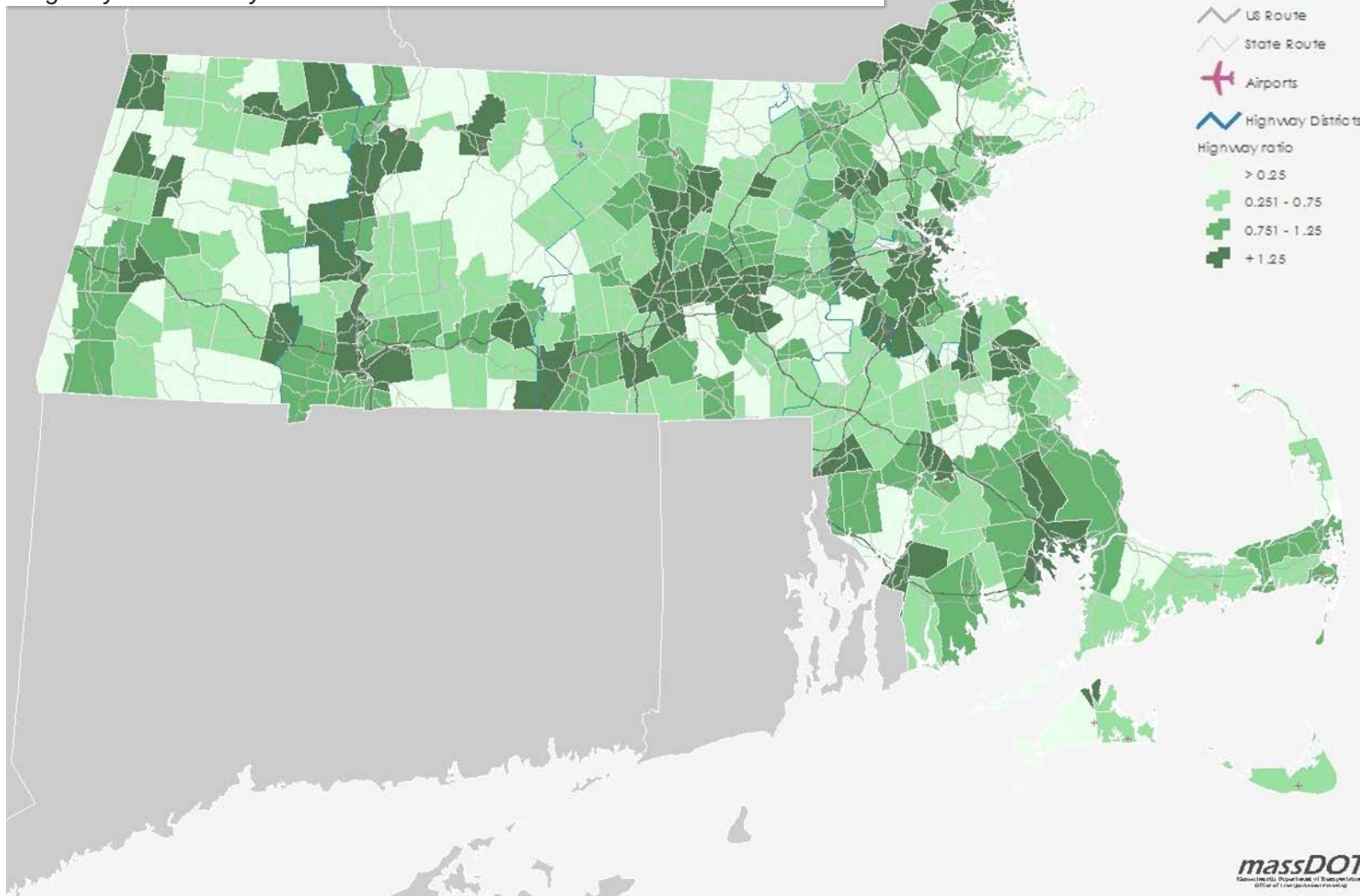


District	Ratio
1	0.543
2	0.826
3	0.796
4	0.987
5	0.757
6	2.976

On a per lane mile basis on a District level, the Boston area gets nearly three times the funding per lane mile as would be expected given perfect equity by lane mile. District 1 receives just more than half of what would be expected. The other Districts all receive relatively similar allocations per lane mile.

## MassDOT Highway CIP Projects 2017-2021

MassDOT Highway Projects Distribution Ratio/Chapter 90 Distribution Ratio  
*Highway Division Only*

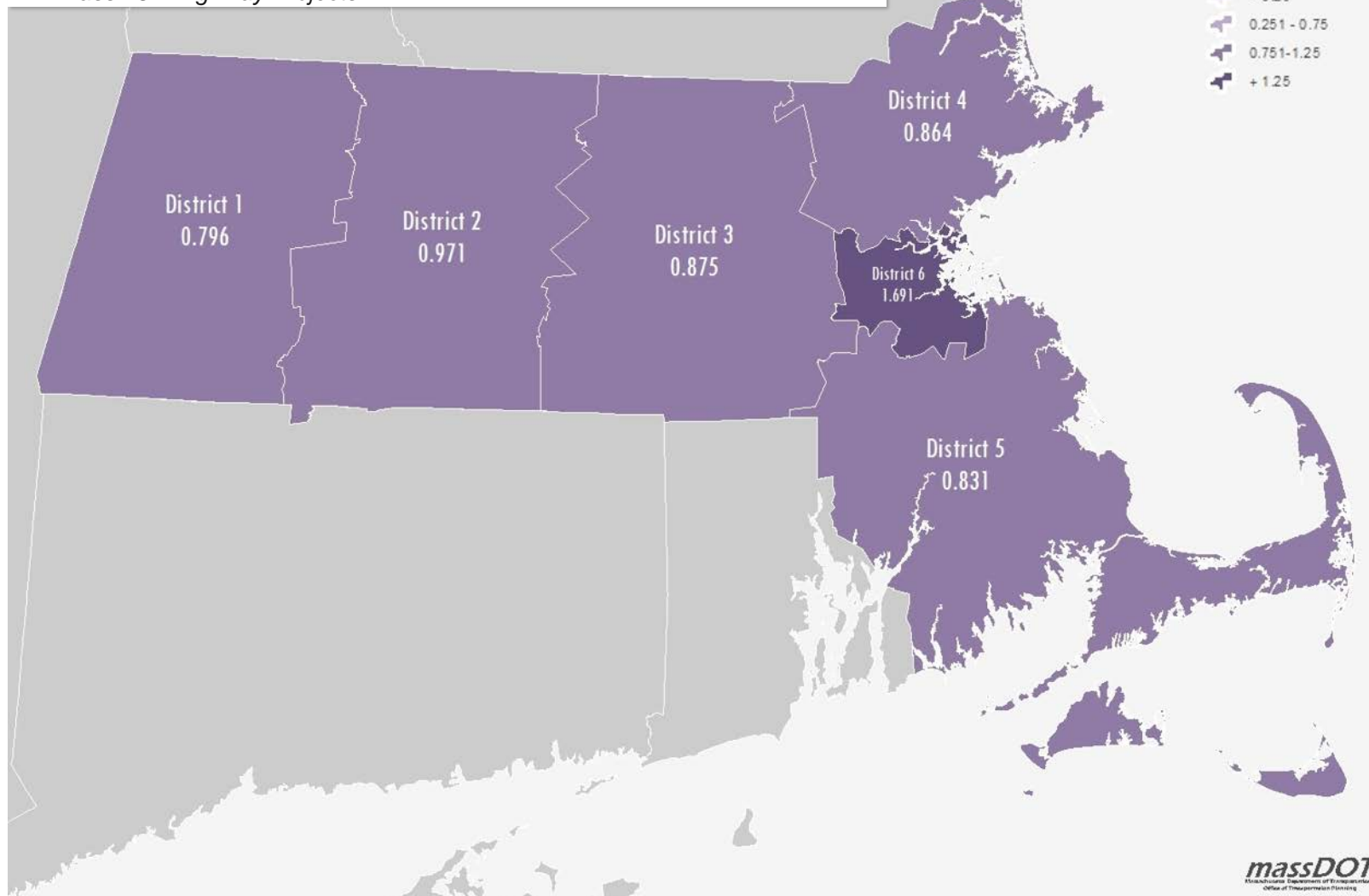


Similar to the distribution on a per lane mile basis, the distribution of CIP funding was greater than the distribution of Chapter 90 funding in municipalities with Interstates and major federal or state roads. Because lane miles comprise the largest share of the funding formula, this similar distribution makes sense.

On a municipal basis, funding is not solely focused in the Boston area but in all areas of the state with existing transportation infrastructure. It does appear that rural areas are not getting their expected Chapter 90 proportion. However, using Chapter 90 as a proxy for equity is problematic because it looks at total lane miles, not MassDOT funding-eligible lane miles; rural areas generally have fewer of these.

## MassDOT Highway CIP Projects 2017-2021

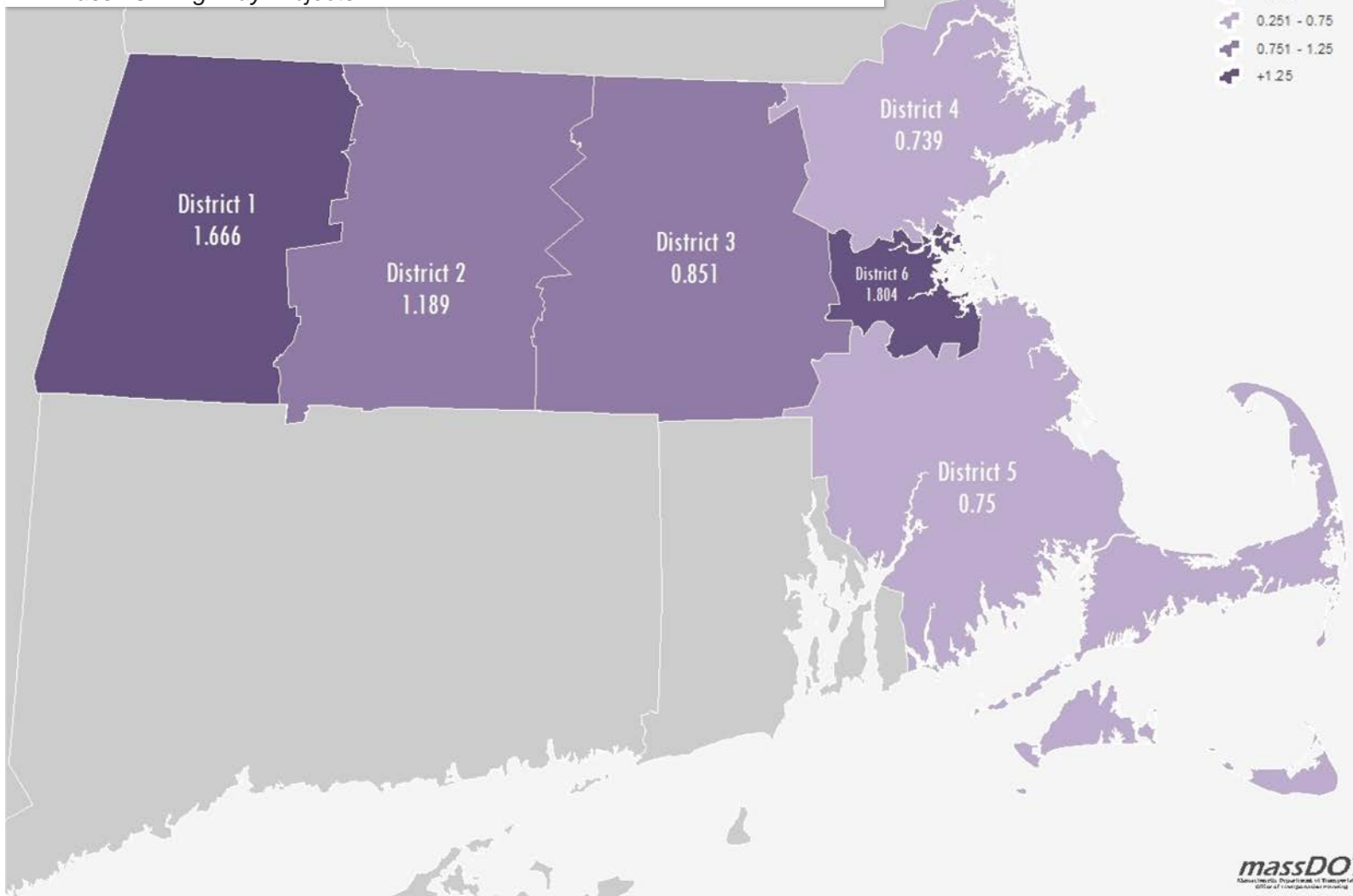
Highway Only Project Distribution Ratio/Chapter 90 Distribution Ratio  
All MassDOT Highway Projects



On a District-level basis, the ratio of CIP funding to Chapter 90 funding is not less than 79 percent for any district, which appears reasonable for a five-year plan. District 1 receives the lowest proportion of CIP funding under this ratio, with about 20 percent less than what would be considered perfect equity under this analysis. District 6, on the other hand, receives the largest share with 60 percent more funding than would be expected under the Chapter 90 formula.

## MassDOT Highway CIP Projects 2017-2021

Highway Only Project Distribution Ratio/Vehicle Miles Travelled (VMT) Ratio  
All MassDOT Highway Projects



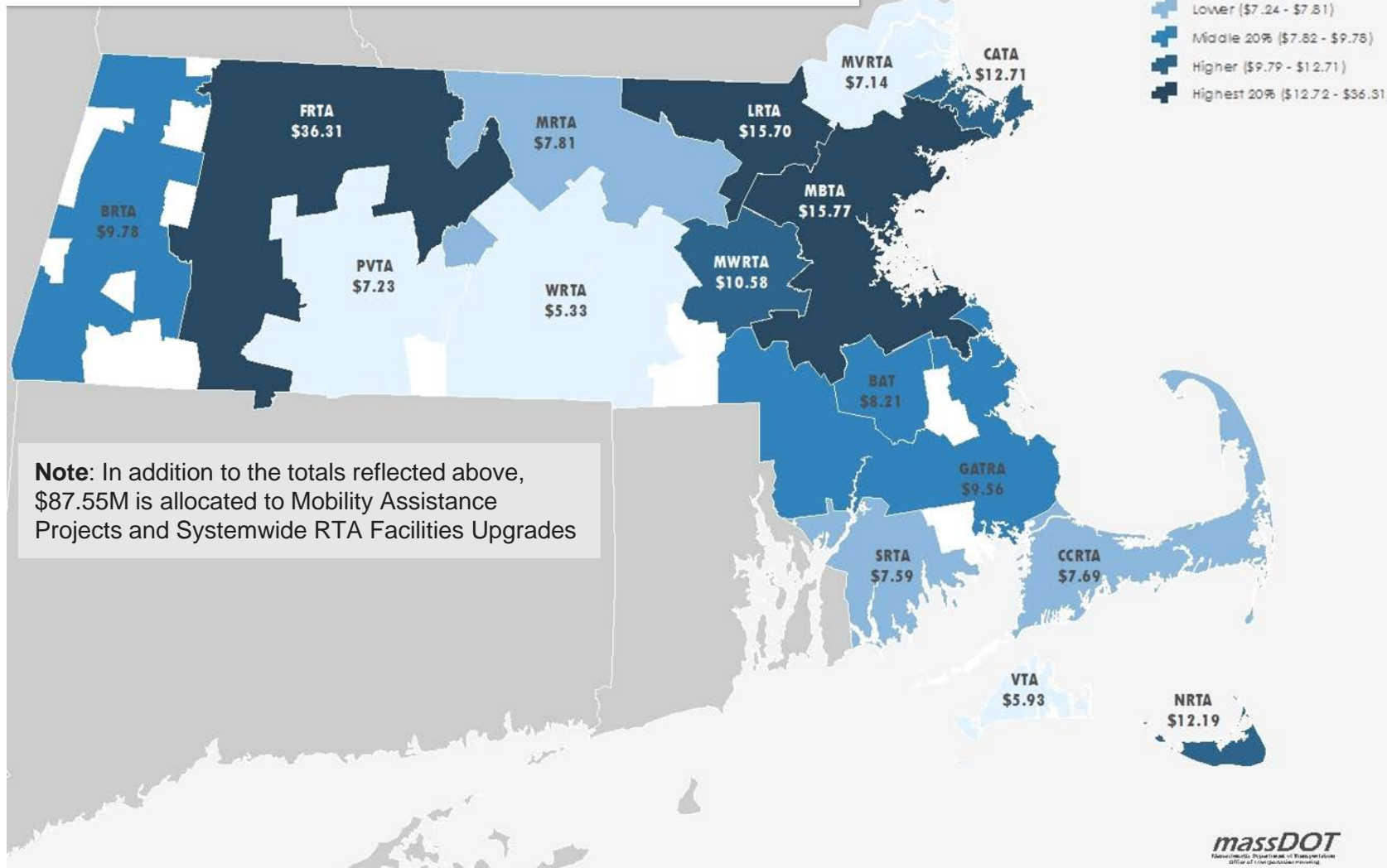
District	Ratio
1	1.666
2	1.189
3	0.851
4	0.739
5	0.750
6	1.804

Using the VMT measure, District 4 received the lowest share, receiving just 74 percent of what would be expected given an equal proportion of funding to VMT. District 6 is followed closely by District 1 and then District 2 in receiving the largest shares. Given that funding is uneven, with large projects skewing the data in a given location over time, this distribution also appears reasonable from an equity standpoint.



## Transit CIP Projects 2017-2021

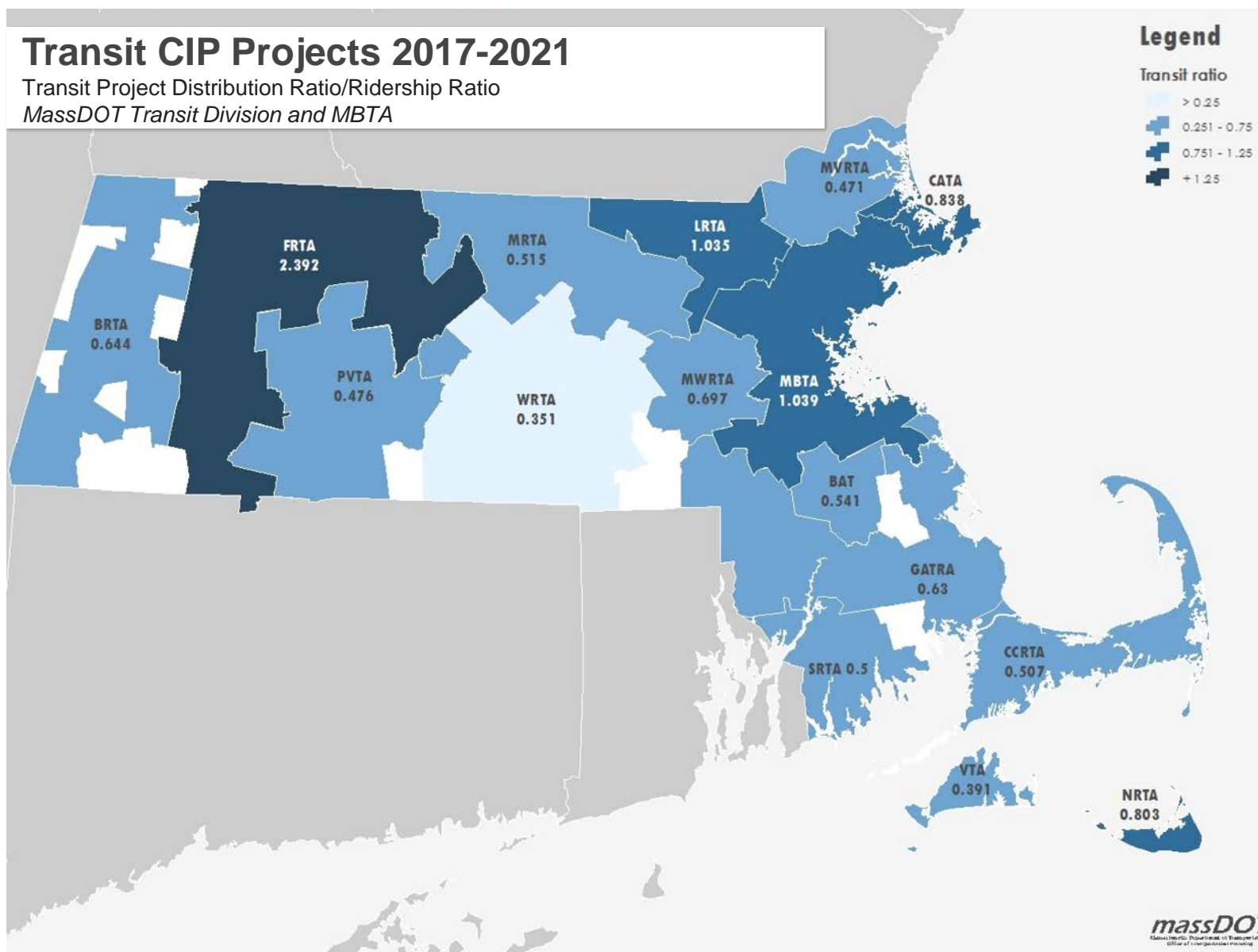
Project Cost per Rider | All location specific projects  
MassDOT Transit Division and MBTA



District	Millions
BRTA	\$9.78
FRTA	\$36.31
PVRTA	\$7.23
MRTA	\$7.81
WRTA	\$5.33
LRTA	\$15.70
MWRTA	\$10.58
MVRTA	\$7.14
MBTA	\$15.77
BAT	\$8.21
SRTA	\$7.59
CATA	\$12.71
GATRA	\$9.56
CCRTA	\$7.69
VTA	\$5.93
NRTA	\$12.19

Even though the MBTA includes subway and commuter rail infrastructure while regional transit authorities are mainly funding vehicles, the MBTA does not receive the most funding per rider. Framingham RTA received over twice the amount per rider as the MBTA and the Lowell RTA received approximately the same amount per rider as the MBTA. The RTA figures also do not include the statewide RTA funding, which, if distributed evenly across the RTAs (and does not include the MBTA), would provide approximately an extra \$2 per rider.





This map looks at the proportion of ridership in a given RTA to the ratio of funding provided to that RTA. It shows the same story as the previous map, but in ratio form.

## Conclusions

Each of these maps shows a different story about the regional distribution of funding. Generally urban areas received a disproportionately high share based on lane miles, while rural areas received a disproportionately high share on a per capita basis. Using the Chapter 90 formula as a benchmark for equity, which includes both lane miles and population, resulted in less stark contrasts, though urban areas still performed better. Because more roads are eligible for state and federal funding and projects are generally more expensive in urban areas, this finding does not mean there is clear bias. Nevertheless, one of the conclusions from this analysis is that MassDOT should pay closer attention to the needs of rural areas and consider whether currently available programs are sufficient in addressing these needs.

MassDOT will continue to work to better understand appropriate regional distributions and better ways of measuring equity.

## Methodology

The CIP equity analysis is based on data in the FY17-21 CIP project universe table. Detailed project data was garnered from MassDOT's Project Info web tool and the team used this information to assign spatial locations to each project. Projects that were not associated with a specific location were given either a statewide or districtwide designation.

The resulting geospatial dataset was pulled into ArcGIS and intersected with a municipal layer to provide projects with a town field and the length of the project within that town. All highway project cost data for the FY17-21 CIP were then distributed into each of their associated municipalities according to the proportion of the project that was in that municipality. Any projects that had vague location information were distributed equally among the relevant municipalities.

MassDOT rail spending was distributed using a similar method. Projects relating to a single facility or area were assigned to only the affected municipalities, while system-wide projects were distributed to each municipality in which the facility is located based on the proportion of the line within that municipality. System-wide projects were similarly distributed regardless of whether the train stops at a yard or station within a municipality since the general improvement of a line's facilities is in the best interest of all through-towns.



The transit dataset was evaluated in ArcGIS based on 2014 annual ridership totals and the total ridership estimate for the entire MBTA as provided in the American Public Transportation Association 2014 year-end report. The primary cartographic products for data were two statewide maps of transit areas; the first shows RTA spending by ridership and the second an equity ratio map that determines if each RTA is being distributed a fair share of total transit funding based on the formula  $(RTA \text{ spending}/Total)/(RTA \text{ Ridership}/Total)$ . The RTA statewide totals do not include the MBTA service area.

MassDOT data was evaluated for equity based on 2015 lane mileage, Chapter 90 allocation, vehicle miles traveled (VMT) estimates, and per capita spending. A total of seven maps was generated to best interpret the distribution of project funding. The first set of non-transit maps considers three inputs: MassDOT Highway Division project spending at a municipal scale, project spending by lane mileage, and an equity formula to determine if highway division spending mimics chapter 90 allocation  $(Highway \text{ Only Municipal Spending}/Total)/(Chapter \ 90 \text{ Allocation}/Total)$ .

The second set of maps considers all non-transit (Highway, Aeronautics, RMV, and Rail) MassDOT project spending at a municipal scale, one of project spending per capita, and one of an equity formula to determine if all non-transit division spending mimics chapter 90 allocation  $(Municipal \ CIP \text{ Allocation}/Total \ CIP \text{ Funding})/(Chapter \ 90 \text{ Allocation}/Total \ Chapter \ 90 \text{ Funding})$ . The last three maps compare total Highway District spending to the variables Chapter 90, lane mileage, and VMT using the formula  $(District \text{ Spending}/Total)/(District \text{ variable}/Total)$ . Each of the equity ratio maps determine the extent to which project funding is distributed equitably, where a display value approaching 1 would be perfectly equitable compared to the variable being considered.