

Massachusetts Division of Insurance
Annual Report of Membership in Self-Insured Accounts as of December 31, 2021

	Hospital/Medical Insurance Carrier Affiliated TPAs	# of Self-Insured Accounts	# of Subscribers	# of Subscribers & Dependents	Average # of Subscriber Members Per Account	Average # of Subscriber & Dependent Members Per Account
1	Aetna Life Insurance Company	27	14,626	32,631	542	1,209
2	AllWays Health Partners, Inc.	3	61,476	130,341	20,492	43,447
3	Blue Cross and Blue Shield of Massachusetts, Inc.	222	553,967	1,152,850	2,495	5,193
4	Cigna Health and Life Insurance Company	144	134,795	280,828	936	1,950
5	Fallon Health & Life Assurance Company, Inc.	7	15,493	35,435	2,213	5,062
6	Harvard Pilgrim Health Care, Inc.	76	100,204	222,293	1,318	2,925
7	Health Plans, Inc. (Affiliated with Harvard Pilgrim)	135	51,144	103,400	379	766
8	HNE Advisory Services, Inc. (subsidiary of Health New England, Inc.)	9	25,445	49,525	2,827	5,503
9	HPHC Insurance Company, Inc.	30	5,488	11,504	183	383
10	Massachusetts Benefit Administrators, LLC (Affiliated with BCBSMA)	88	27,956	55,984	318	636
11	Total Health Plan, Inc. (Affiliated with Tufts Health Plan)	102	63,865	144,910	626	1,421
12	Tufts Benefit Administrators, Inc. (Affiliated with Tufts Health Plan)	46	25,355	36,940	551	803
13	UltraBenefits, Inc. (Affiliated with Fallon Community Health Plan)	22	2,086	3,948	95	179
14	UMR, Inc. (Affiliated with United Healthcare)	13	81,662	165,722	6,282	12,748
15	UniCare Life & Health Insurance Company	1	104,557	186,275	104,557	186,275
16	United HealthCare Services, Inc (Affiliated with United Healthcare)	35	177,553	378,418	5,073	10,812
	SUBTOTAL	960	1,445,672	2,991,004	1,506	3,116

	Hospital/Medical Non-Insurance	# of Self-Insured Accounts	# of Subscribers	# of Subscribers & Dependents	Average # of Subscriber Members Per Account	Average # of Subscriber & Dependent Members
1	Chesterfield Resources, Inc.	1	236	492	236	492
2	Diversified Group Brokerage Corporation	9	309	538	34	60
3	Wellfleet Group, LLC	2	198	434	99	217
	SUBTOTAL	12	743	1,464	62	122

	Ancillary and Limited Health TPA	# of Self-Insured Accounts	# of Subscribers	# of Subscribers & Dependents	Average # of Subscriber Members Per Account	Average # of Subscriber & Dependent Members
1	Delta TPA (Dental)	1	398	851	398	851
2	Evernorth Behavioral Health, Inc. (Behavioral Health)	2,380	84,649	177,103	36	74
3	MaxorPlus, Ltd. (Pharmacy)	28	16,329	35,263	583	1,259
4	New England Dental Adminstrators, LLC (Dental)	3	235	400	78	133
5	OptumHealth Care Solutions, Inc. (Behavioral Health)	1	54,977	115,452	54,977	115,452
6	Serve You Custom Prescription Management, Inc. (Pharmacy)	8	1,745	3,411	218	426
7	United Behavioral Health (Behavioral Health)	1	31,860	79,880	31,860	79,880
	SUBTOTAL	2,422	190,193	412,360	79	170

Massachusetts Division of Insurance
Proportion of Self-Insured Plan Members who have Coverage for Massachusetts Mandated Benefits as of December 31, 2021

Mandated Benefits	Total number with coverage	Number with Full coverage	Percentage with Full Coverage	Number with Partial coverage	Percentage with Partial Coverage	Number with No Coverage	Percentage with No Coverage
Autism Spectrum Disorder Treatment	3,051,798	2,286,377	75%	418,114	14%	338,558	11%
Bone Marrow Transplants for the Treatment of Breast Cancer	2,809,604	2,424,632	86%	284,058	10%	100,914	4%
Cardiac Rehabilitation	2,809,604	2,613,876	93%	159,686	6%	36,042	1%
Cleft Palate and Cleft Lip	2,809,604	2,300,402	82%	315,800	11%	193,402	7%
Clinical Trials to Treat Cancer	2,809,604	2,562,567	91%	75,845	3%	171,192	6%
Contraceptive Services	2,809,604	2,251,819	80%	388,850	14%	168,935	6%
Cytologic Screening (Pap Smear)	2,809,604	2,741,605	98%	31,957	1%	36,042	1%
Diabetes-Related Services and Supplies	2,799,480	2,526,395	90%	188,038	7%	77,815	3%
Early Intervention Services	2,809,604	1,821,334	65%	393,725	14%	594,545	21%
Hearing Aids for Children	2,804,411	1,891,726	67%	243,660	9%	663,855	24%
Hearing Screening for Newborns	2,809,604	2,444,320	87%	294,870	10%	70,414	3%
HIV Associated Lipodystrophy Treatment	2,809,604	2,424,720	86%	72,531	3%	312,353	11%
Home Health Care	2,809,604	2,360,131	84%	413,431	15%	36,042	1%
Hormone Replacement Therapy	2,809,604	2,482,784	88%	114,200	4%	212,620	8%
Hospice Care	2,809,604	2,748,794	98%	18,809	1%	42,001	1%
Human Leukocyte Antigen Testing	2,809,604	2,733,590	97%	3,230	0%	72,784	3%
Hypodermic Syringes or Needles	2,809,112	2,251,281	80%	106,633	4%	451,198	16%
Infertility Treatment	2,809,604	2,302,908	82%	239,955	9%	266,741	9%
Lead Poisoning Screening	2,809,604	2,721,598	97%	11,304	0%	76,702	3%
Long Term Antibiotic Therapy for the Treatment of Lyme Disease	2,809,604	2,393,321	85%	107,042	4%	309,241	11%
Low Protein Food Products for Inherited Amino Acid and Organic Acid Diseases (PKU)	2,804,101	2,339,077	83%	75,703	3%	384,430	14%
Mammography	2,809,604	2,759,520	98%	14,042	0%	36,042	1%
Maternity Health Care (including minimum maternity stay)	2,809,604	2,460,777	88%	294,870	10%	53,957	2%
Mental Health Care (according to Massachusetts parity provisions)	3,061,006	2,552,124	83%	465,439	15%	43,443	1%
Nonprescription Enteral Formulas	2,809,604	2,235,190	80%	52,787	2%	521,627	19%
Off-label Uses of Prescription Drugs to Treat AIDS	2,804,542	2,495,380	89%	104,000	4%	200,822	7%
Off-label Uses of Prescription Drugs to Treat Cancer	2,809,604	2,510,846	89%	104,000	4%	194,758	7%
Oral Cancer Therapy	2,809,604	2,501,670	89%	40,076	1%	180,964	6%
Preventive Care for Children up to Age 6 (including specific newborn testing)	2,809,604	2,725,508	97%	30,113	1%	53,983	2%
Prosthetic Devices	2,809,604	2,648,122	94%	125,440	4%	36,042	1%
Scalp Hair Prostheses for Cancer Patients	2,809,604	2,367,783	84%	97,541	3%	344,280	12%
Speech, Hearing, and Language Disorders	2,809,604	2,314,909	82%	454,657	16%	40,038	1%

Disclaimer: Total Percentages may not add up to 100% due to rounding.

¹ Envision Pharmaceutical Service, Inc. and Serve You Custom Prescription Management, Inc. are only included in the following prescription-related mandated benefits: Contraceptive Services, Diabetes-Related Services and Supplies, Hormone Replacement Therapy, Hypodermic Syringes or Needles, Infertility Treatment, Long Term Antibiotic Therapy for the Treatment of Lyme Disease, Low Protein Food Products for Inherited Amino Acid and Organic Acid Diseases (PKU), Nonprescription Enteral Formulas, Off-label Uses of Prescription Drugs to Treat AIDS, Off-label Uses of Prescription Drugs to Treat Cancer, and Oral Cancer Therapy.

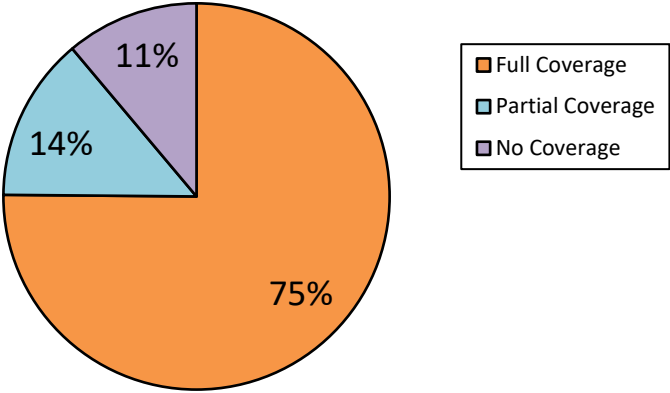
² Evernorth Behavioral Health, Inc. and United Behavioral Health are only included in the two behavioral health related mandated benefits: Autism Spectrum Disorder Treatment and Mental Health Care.

³ The following entities were unable to provide information on mandated benefit coverage: Delta TPA, Discovery Benefits, Inc., MaxorPlus, Ltd., New England Dental Administrators, LLC,

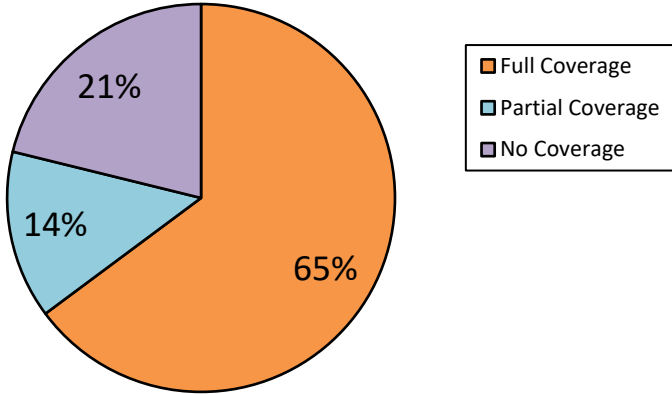
Massachusetts Division of Insurance

Mandated Benefits for which More Than 10% of Accounts Provided "No Coverage" for the Mandate in CY 2021

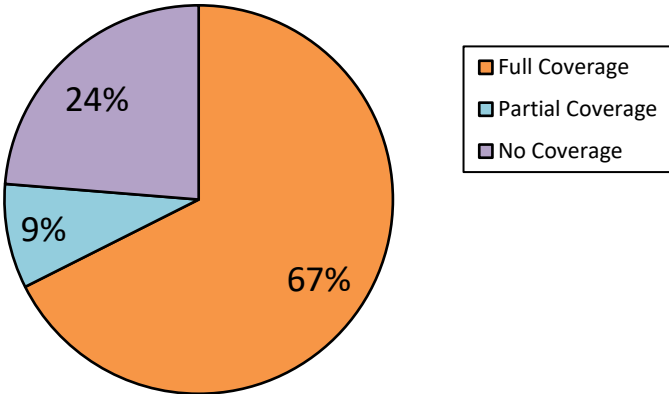
Autism Spectrum Disorder Treatment



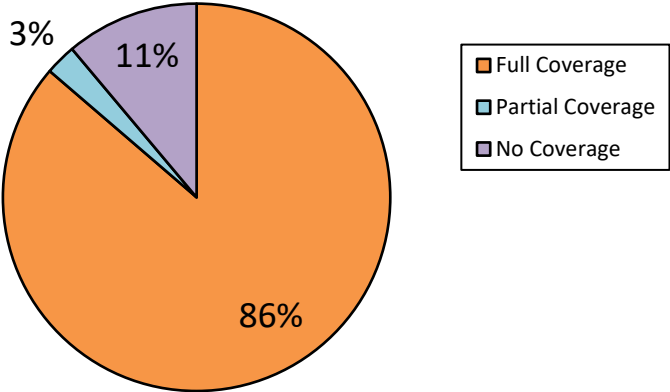
Early Intervention Services



Hearing Aids for Children

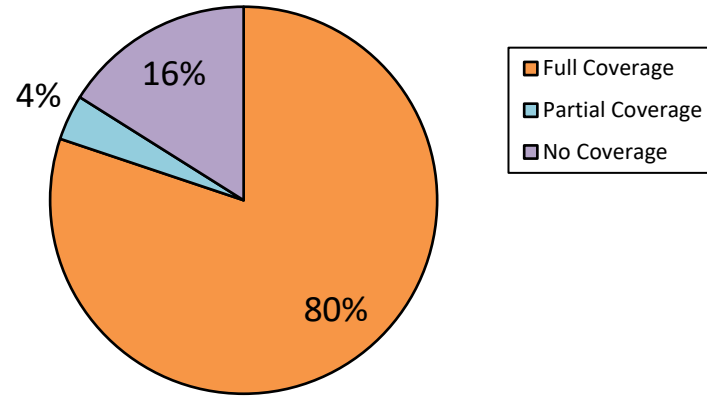


HIV Associated Lipodystrophy Treatment

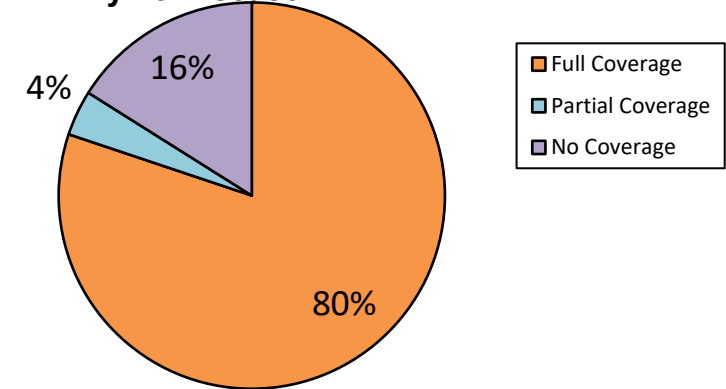


Massachusetts Division of Insurance

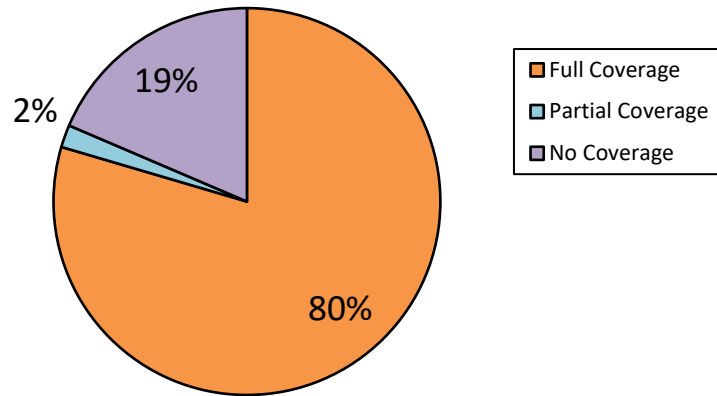
Hypodermic Syringes or Needles



Long Term Antibiotic Therapy for the Treatment of Lyme Disease



Nonprescription Enteral Formulas



Scalp Hair Prosthesis

