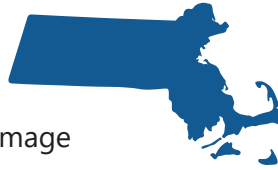


Massachusetts Fires in 2022

29,034 Fires - Up 14% From 2021

43 Civilian Deaths
 0 Fire Service Deaths
 239 Civilian Injuries
 515 Fire Service Injuries
 \$328.5 Million in Property Damage
 632 Reported Arsons



Structure Fires

15,562 Fires - Up 3%
 37 Civilian Deaths
 0 Fire Service Deaths
 206 Civilian Injuries
 460 Fire Service Injuries
 \$294.6 Million in Property Damage
 177 Arsons Reported



Motor Vehicle Fires

2,362 Fires - Up 2%
 3 Civilian Deaths
 15 Civilian Injuries
 18 Fire Service Injuries
 \$26.8 Million in Property Damage
 47 Arsons Reported

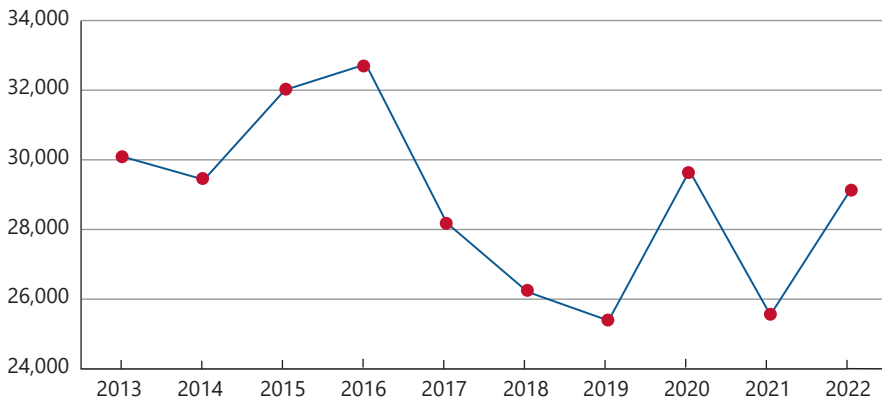


Other Fires

11,110 Fires - Up 37%
 3 Civilian Deaths
 18 Civilian Injuries
 37 Fire Service Injuries
 \$7.1 Million in Property Damage
 408 Arsons Reported

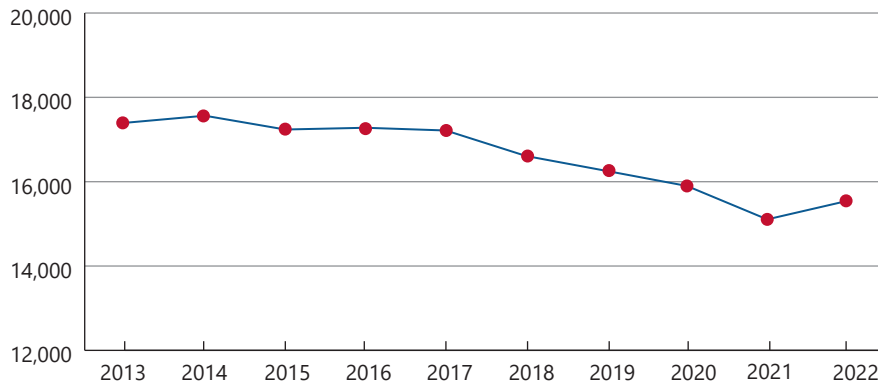


Massachusetts Fires by Year



Fires in 2022 slightly exceeded the previous 10-year average of 28,953.

Structure Fires by Year



Structure fires increased slightly over 2021, but remained below the previous 10-year average of 16,821.

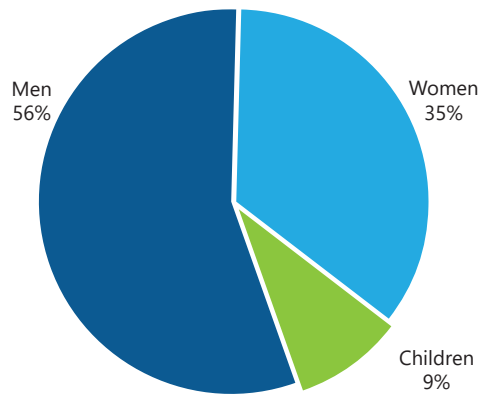


Department of Fire Services

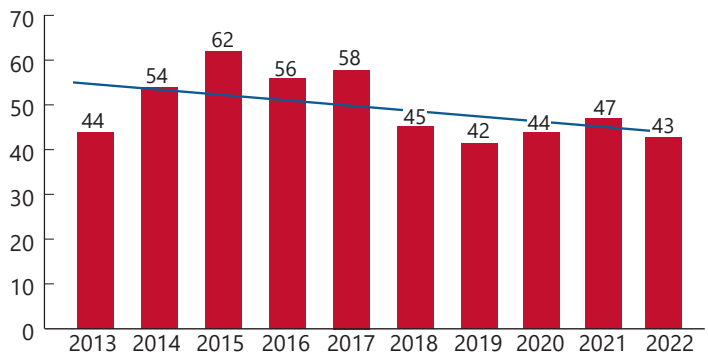
Division of Fire Safety • www.mass.gov/dfs • (978) 567-3380

Massachusetts Fire Deaths in 2022

Civilian Fire Deaths

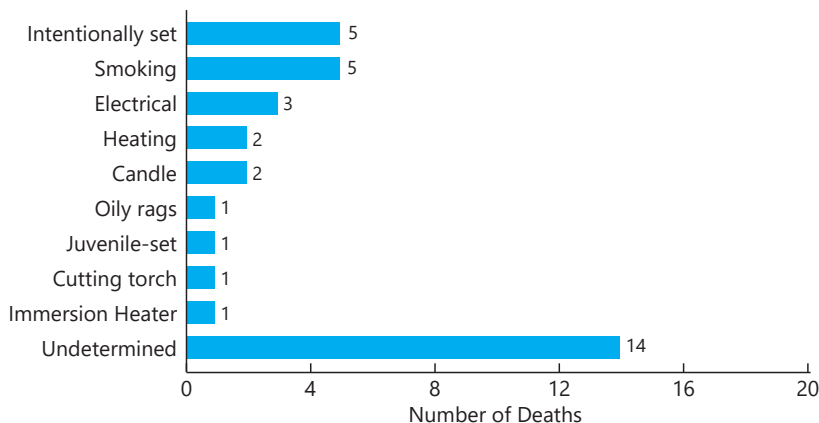


Fire Deaths by Year



- 40 fatal fires killed 43 civilians: 24 men, 15 women, and 4 children.
- 15 of these victims (35%) were age 65 or older.
- 35 of these fatalities (81%) occurred at home.
- No firefighters died in fire-related incidents.
- Five people died in two fires that were intentionally set. One of these fires claimed the life of the person that set it. The other fire killed four people and was charged as arson.

Causes of Residential Structure Fire Deaths



81% of fire deaths in 2022 took place at home. Be sure you have working smoke alarms on every level of your home, test them every month, and replace them every 10 years!



Department of Fire Services

Division of Fire Safety • www.mass.gov/dfs • 978-567-3380