

Massachusetts Divison of Insurance
Annual Report of Membership in Self-Insured Accounts as of December 31, 2022

	Hospital/Medical Insurance Carrier Affiliated TPAs	# of Self-Insured Accounts	# of Subscribers	# of Subscribers & Dependents	Average # of Subscriber Members Per Account	Average # of Subscriber & Dependent Members Per Account
1	Aetna Life Insurance Company	26	14,288	31,759	550	1,222
2	Mass General Brigham Health Insurance Company	5	66,173	138,849	13,235	27,770
3	Blue Cross and Blue Shield of Massachusetts, Inc.	224	567,758	1,161,723	2,535	5,186
4	Cigna Health and Life Insurance Company	148	148,081	303,879	1,001	2,053
5	Harvard Pilgrim Health Care, Inc.	115	90,505	198,347	787	1,725
6	Health Plans, Inc. (Affiliated with Harvard Pilgrim Health Plans, Inc.)	156	53,640	109,595	344	703
7	HNE Advisory Services, Inc. (subsidiary of Health New England, Inc.)	9	23,278	47,834	2,586	5,315
8	HPHC Insurance Company, Inc.	37	6,103	12,804	165	346
9	Massachusetts Benefit Administrators, LLC (Affiliated with BCBSMA, Inc.)	94	34,281	67,661	365	720
10	Total Health Plan, Inc. (Affiliated with Tufts Health Plan)	101	64,240	143,949	636	1,425
11	Tufts Benefit Administrators, Inc. (Affiliated with Tufts Health Plan)	40	23,185	31,601	580	790
12	UltraBenefits, Inc. (Affiliated with Fallon Community Health Plan)	21	1,953	3,663	93	174
13	UMR, Inc. (Affiliated with UnitedHealthcare Insurance Company)	14	86,444	183,752	6,175	13,125
14	UniCare Life & Health Insurance Company	1	108,187	194,066	108,187	194,066
15	United HealthCare Services, Inc (Affiliated with UnitedHealthcare Insurance Company)	35	126,552	260,312	3,616	7,437
	SUBTOTAL	1,026	1,414,668	2,889,794	1,379	2,817

	Hospital/Medical Non-Insurance	# of Self-Insured Accounts	# of Subscribers	# of Subscribers & Dependents	Average # of Subscriber Members Per Account	Average # of Subscriber & Dependent Members
1	Allied Benefit Systems, LLC	389	2,085	3,610	5	9
2	Benefit Plan Administrators Of Eau Claire, LLC	1	121	179	121	179
3	Bind Benefits, Inc.	4	1,472	2,587	368	647
4	Bywater, Ltd.	10	194	331	19	33
5	Chesterfield Resources, Inc.	1	211	443	211	443
6	Diversified Group Brokerage Corporation	8	486	828	61	104
7	Fringe Benefit Group, Inc.	5	352	574	70	115
8	Gowrie Claim Services	10	425	425	43	43
9	HealthSCOPE Benefits, Inc.	1	81	128	81	128
10	Key Benefit Administrators, Inc.	2	138	176	69	88
11	NOVA	1	391	667	391	667
12	OptumHealth Care Solutions, LLC	1	58,491	122,831	58,491	122,831
13	PlanSource Benefits Administration, Inc.	8	3,160	5,287	395	661
15	Star Marketing and Administration	3	38	91	13	30
16	Wellfleet Group, LLC	1	27	47	27	47
	SUBTOTAL	445	67,672	138,204	152	311

	Ancillary and Limited Health TPA	# of Self-Insured Accounts	# of Subscribers	# of Subscribers & Dependents	Average # of Subscriber Members Per Account	Average # of Subscriber & Dependent Members
1	Amplifon Hearing Health Care, Corp. (Hearing)	2	15	29	8	15
2	Capital Rx, Inc (Pharmacy)	1	73	157	73	157
3	CaremarkPCS Health, L.L.C. (Pharmacy)	16	270,091	270,091	16,881	16,881
4	Davis Vision, Inc. (Vision)	29	244,789	456,294	8,441	15,734
5	Delta Dental of Wisconsin, Inc. (Dental)	1	396	844	396	844
6	Dental Benefit Providers, Inc. (Dental)	3	1,143	1,969	381	656
7	Evernorth Behavioral Health, Inc (Behavioral Health)	2,736	85,829	177,755	31	65
8	MaxorPlus, Ltd. (Pharmacy)	36	17,223	36,709	478	1,020
9	New England Dental Administrators, LLC (Dental)	3	234	376	78	125
10	OptumRx, Inc. (Pharmacy)	1	76,407	134,685	76,407	134,685
11	ProAct, Inc dba ProAct PBM Inc. (Pharmacy)	8	1,250	1,763	156	220
12	Serve You Custom Prescription Management, Inc. dba Serve You Rx (Pharmacy)	9	1,259	2,598	140	289
13	Smith Health, Inc. (Pharmacy)	17	5,535	11,205	326	659
14	Southern Scripts, LLC (Pharmacy)	76	8,966	16,594	118	218
15	Spectera, Inc. (Vision)	9	3,138	6,704	349	745
16	TRHC TPA, LLC (Pharmacy)	7	3,987	3,987	570	570
17	United Behavioral Health (Behavioral Health)	1	30,395	75,769	30,395	75,769
18	Vision Service Plan Insurance Company (Vision)	1,393	677,553	1,363,891	486	979
	SUBTOTAL	4,348	1,428,283	2,561,420	328	589

Massachusetts Division of Insurance
Proportion of Self-Insured Plan Members who have Coverage for Massachusetts Mandated Benefits as of December 31, 2022

Mandated Benefits	Total number with coverage	Number with Full coverage	Percentage with Full Coverage	Number with Partial coverage	Percentage with Partial Coverage	Number with No Coverage	Percentage with No Coverage
Autism Spectrum Disorder Treatment	3,277,487	2,681,863	82%	71,768	2%	523,572	16%
Bone Marrow Transplants for the Treatment of Breast Cancer	3,023,963	2,553,466	84%	182,886	6%	287,611	10%
Cardiac Rehabilitation	3,023,963	2,600,094	86%	173,854	6%	251,167	8%
Cleft Palate and Cleft Lip	3,023,963	2,252,158	74%	362,830	12%	406,593	13%
Clinical Trials to Treat Cancer	3,023,963	2,600,143	86%	85,031	3%	338,785	11%
Contraceptive Services	3,163,166	2,511,514	79%	345,594	11%	301,379	10%
COVID tests, vaccines and treatment	3,163,166	2,323,042	73%	413,228	13%	426,896	14%
Cytologic Screening (Pap Smear)	3,023,963	2,747,535	91%	25,781	1%	250,647	8%
Diabetes-Related Services and Supplies	3,163,166	2,741,620	87%	131,449	4%	288,406	9%
Early Intervention Services	3,023,963	1,975,005	65%	358,793	12%	691,038	23%
Hearing Aids for Children	3,023,992	2,246,098	74%	144,222	5%	633,805	21%
Hearing Screening for Newborns	3,023,992	2,358,254	78%	228,864	8%	437,990	14%
HIV Associated Lipodystrophy Treatment	3,023,963	2,440,519	81%	59,410	2%	524,033	17%
Home Health Care	3,023,963	2,477,575	82%	292,814	10%	251,167	8%
Hormone Replacement Therapy	3,023,963	2,551,041	84%	105,057	3%	367,866	12%
Hospice Care	3,023,963	2,749,441	91%	15,546	1%	264,209	9%
Human Leukocyte Antigen Testing	3,023,963	2,730,564	90%	3,597	0%	289,802	10%
Hypodermic Syringes or Needles	3,023,963	2,555,926	85%	102,851	3%	365,186	12%
Infertility Treatment	3,023,963	2,316,907	77%	242,647	8%	465,105	15%
Lead Poisoning Screening	3,023,963	2,738,906	91%	7,613	0%	277,071	9%
Long Term Antibiotic Therapy for the Treatment of Lyme Disease	3,023,963	2,451,936	81%	102,761	3%	467,614	15%
Low Protein Food Products for Inherited Amino Acid and Organic Acid Diseases (PKU)	3,023,963	2,417,241	80%	91,502	3%	509,751	17%
Mammography	3,023,963	2,770,210	92%	3,106	0%	250,647	8%
Maternity Health Care (including minimum maternity stay)	3,023,963	2,574,316	85%	184,135	6%	265,140	9%
Mental Health Care (according to Massachusetts parity provisions)	3,277,487	2,716,218	83%	313,662	10%	247,608	8%
Nonprescription Enteral Formulas	3,023,963	2,344,391	78%	50,263	2%	629,402	21%
Off-label Uses of Prescription Drugs to Treat AIDS	3,163,166	2,617,561	83%	100,981	3%	442,953	14%
Off-label Uses of Prescription Drugs to Treat Cancer	3,163,166	2,618,702	83%	100,981	3%	441,757	14%
Oral Cancer Therapy	3,023,963	2,605,089	86%	124,178	4%	294,641	10%
PANS/PANDAS	3,023,963	2,385,402	79%	169,862	6%	468,699	16%
Preventive Care for Children up to Age 6 (including specific newborn testing)	3,023,963	2,718,051	90%	34,867	1%	275,126	9%
Prosthetic Devices	3,023,963	2,657,931	88%	114,865	4%	251,167	8%
Scalp Hair Prostheses for Cancer Patients	3,023,963	2,497,221	83%	62,794	2%	463,643	15%
Special medical formulas approved by the commissioner of the department of public health	3,023,963	1,998,933	66%	210,066	7%	814,964	27%
Speech, Hearing, and Language Disorders	3,023,992	2,547,297	84%	345,605	11%	131,090	4%
Telehealth	3,023,963	2,748,480	91%	3,942	0%	271,542	9%
Tobacco cessation products	3,163,166	2,485,151	79%	142,001	4%	533,132	17%

Disclaimer: Total Percentages may not add up to 100% due to rounding.

¹ Capital Rx, Inc., OptumRx, Inc., ProAct, Inc dba ProAct PBM Inc., and Serve You Custom Prescription Management, Inc. dba Serve You Rx are only included in the following prescription-related mandated benefits: Contraceptive Services, COVID tests, vaccines and treatment, Diabetes-Related Services and Supplies, Off-label Uses of Prescription Drugs to Treat AIDS, Off-label Uses of Prescription Drugs to Treat Cancer, and Tobacco cessation products.

² Evernorth Behavioral Health, Inc and United Behavioral Health are only included in the two behavioral health related mandated benefits: Autism Spectrum Disorder Treatment and Mental Health Care.

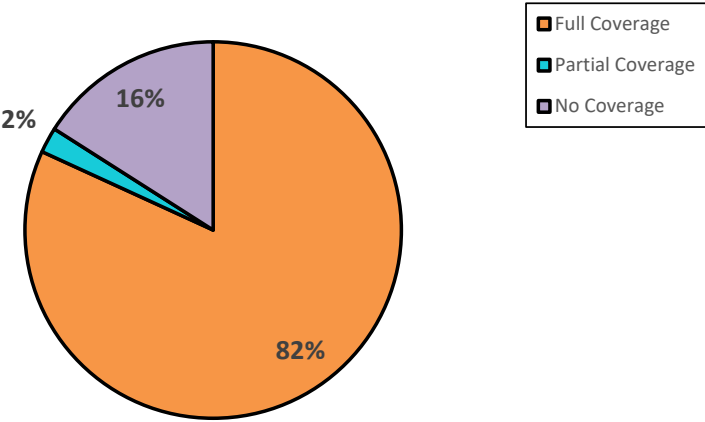
³ The following entities were unable to provide information on mandated benefit coverage due to only administering auxillary health benefits: Davis Vision, Inc., Delta Dental of Wisconsin, Inc., Dental Benefit Providers, Inc., New England Dental Administrators, LLC, Spectera, Inc., and Vision Service Plan Insurance Company

⁴ Amplifon Hearing Health Care, Corp. is only included in hearing related mandated benefits: Hearing Aids for Children,Hearing Screening for Newborns, and Speech, Hearing, and Language Disorders

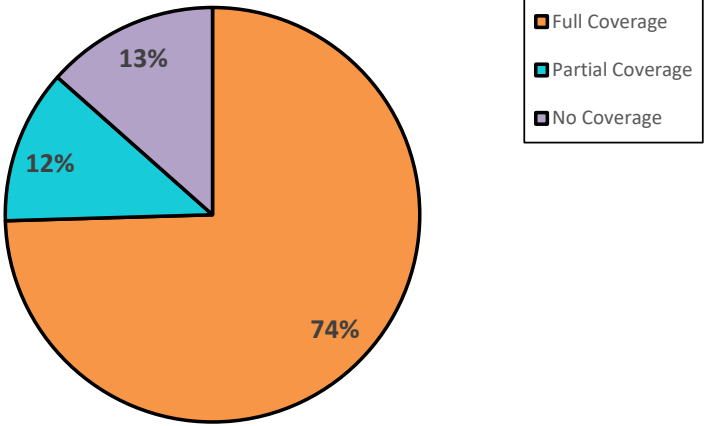
⁵ The following entities were unable to provide information on mandated benefit coverage: Allied Benefit Systems, LLC, Gowrie Claim Services, MaxorPlus, Ltd., Smith Health, Inc, Southern Scripts, LLC , TRHC TPA, LLC

Mandated Benefits for which More Than 10% of Accounts Provided "No Coverage" for the Mandate in CY 2022

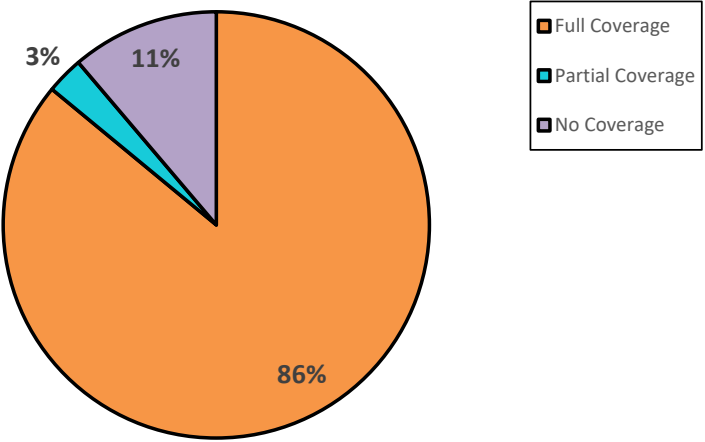
Autism Spectrum Disorder Treatment



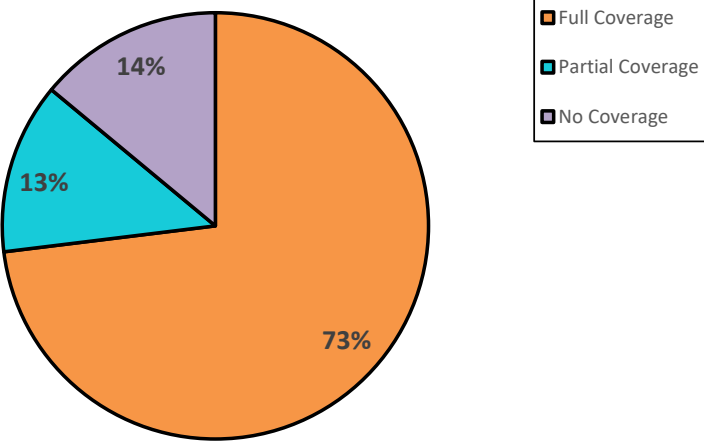
Cleft Palate and Cleft Lip



Clinical Trials to Treat Cancer

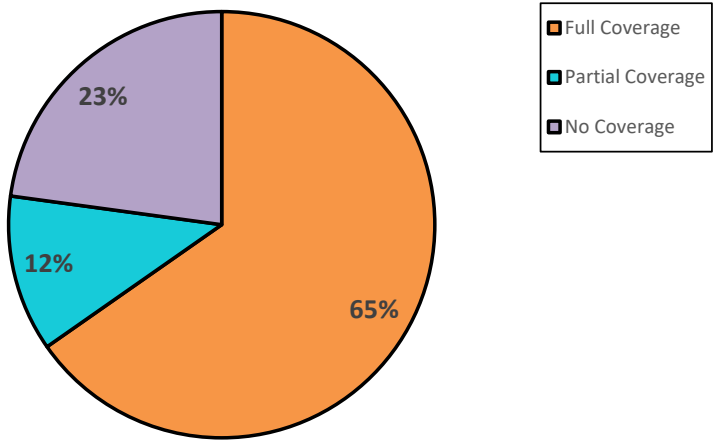


COVID tests, vaccines and treatment

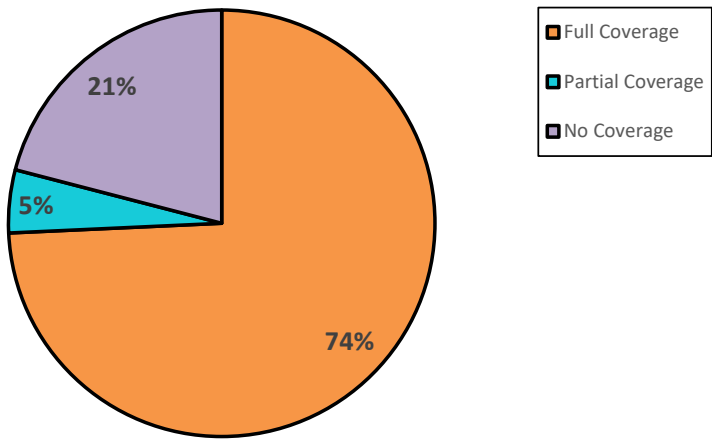


Massachusetts Division of Insurance

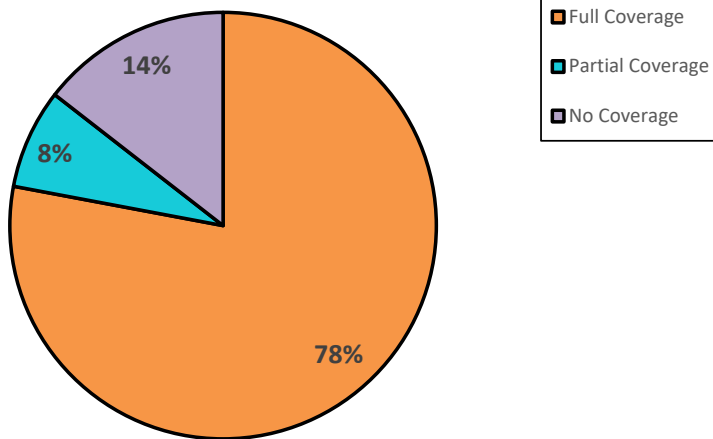
Early Intervention Services



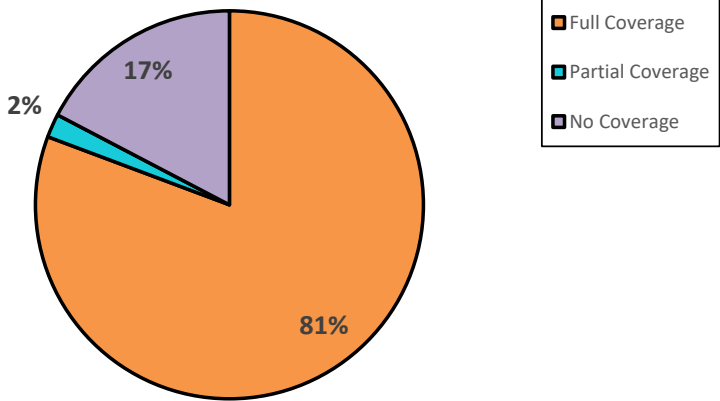
Hearing Aids for Children



Hearing Screening for Newborns

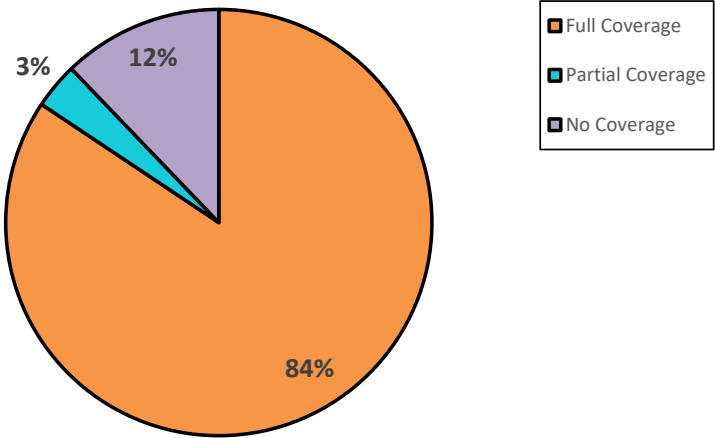


HIV Associated Lipodystrophy Treatment

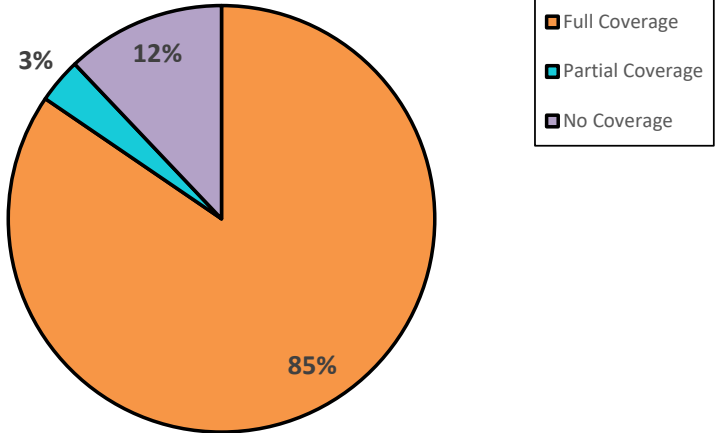


Massachusetts Division of Insurance

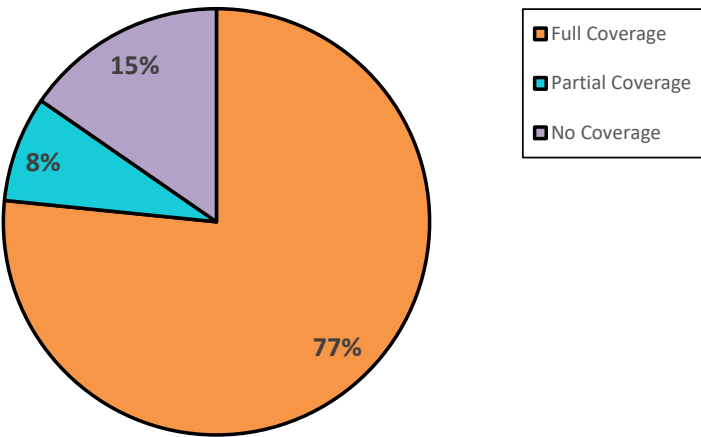
Hormone Replacement Therapy



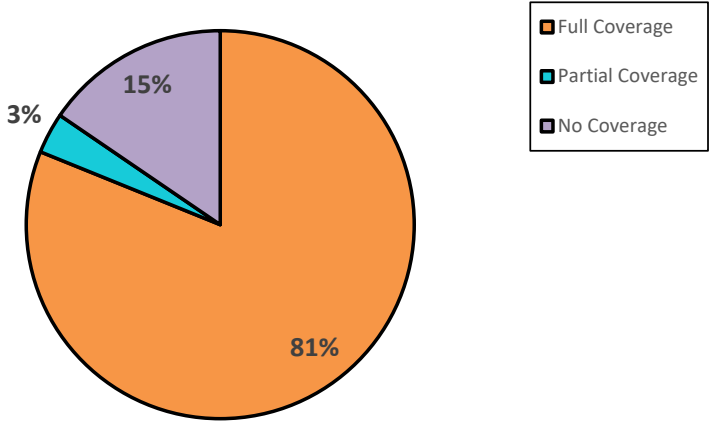
Hypodermic Syringes or Needles



Infertility Treatment

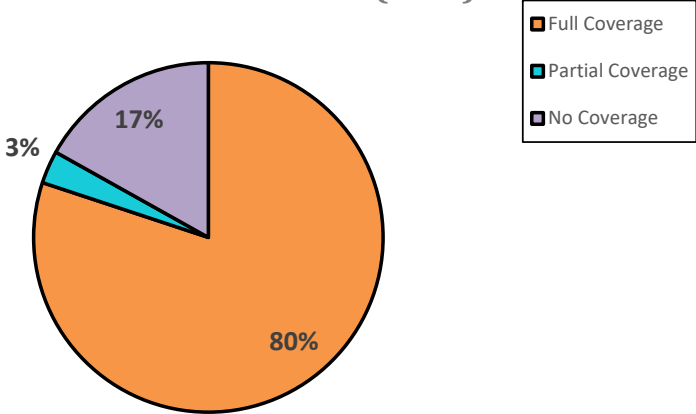


Long Term Antibiotic Therapy for the Treatment of Lyme Disease

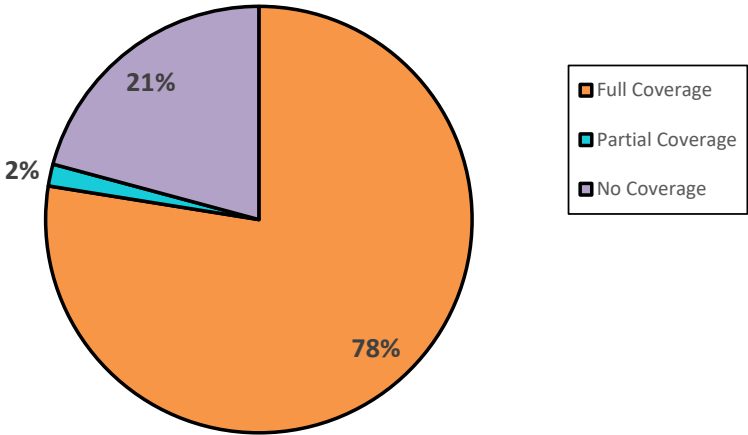


Massachusetts Division of Insurance

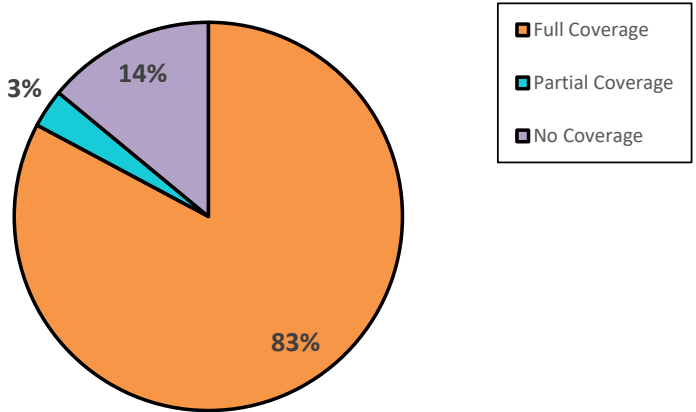
Low Protein Food Products for
Inherited Amino Acid and Organic
Acid Diseases (PKU)



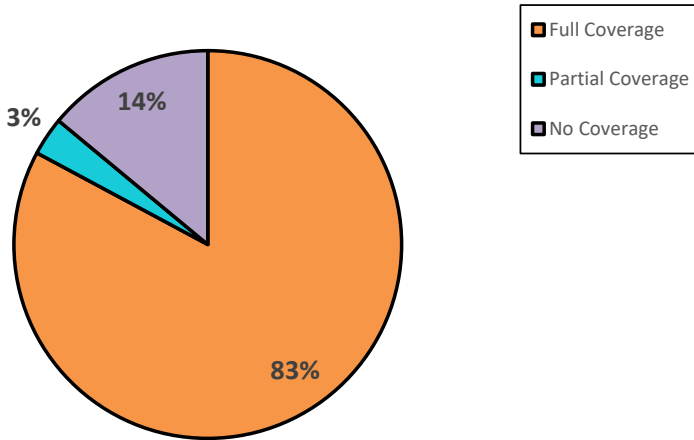
Nonprescription Enteral Formulas



Off-label Uses of Prescription Drugs
to Treat AIDS

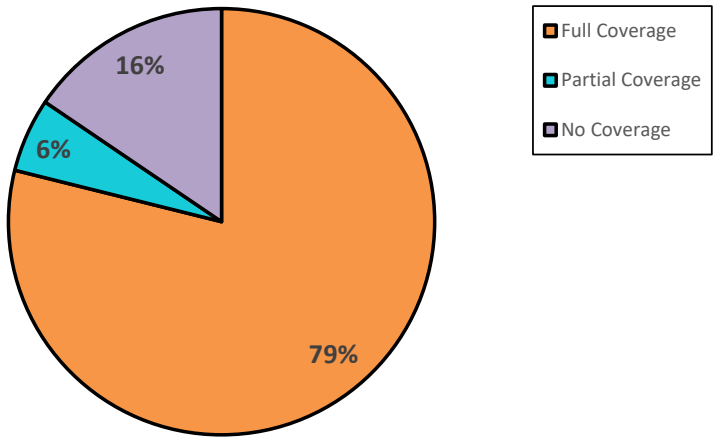


Off-label Uses of Prescription Drugs
to Treat Cancer

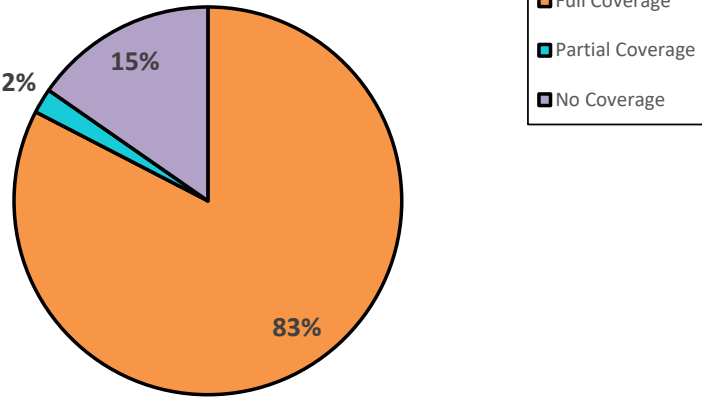


Massachusetts Division of Insurance

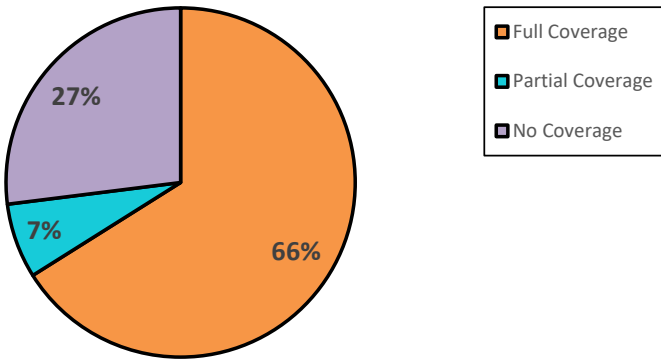
PANS/PANDAS



Scalp Hair Protheses for Cancer Patients



Special medical formulas approved by the commissioner of the department of public health



Tobacco cessation products

