

Massachusetts Fires in 2023

25,643 Fires - Down 12% From 2022

45 Civilian Deaths
0 Fire Service Deaths
212 Civilian Injuries
405 Fire Service Injuries
\$320.2 Million in Property Damage
606 Reported Arsons



Structure Fires

15,264 Fires - Down 2%
37 Civilian Deaths
0 Fire Service Deaths
168 Civilian Injuries
347 Fire Service Injuries
\$282.3 Million in Property Damage
149 Arsons Reported



Motor Vehicle Fires

2,315 Fires - Down 2%
6 Civilian Deaths
21 Civilian Injuries
9 Fire Service Injuries
\$34.4 Million in Property Damage
40 Arsons Reported

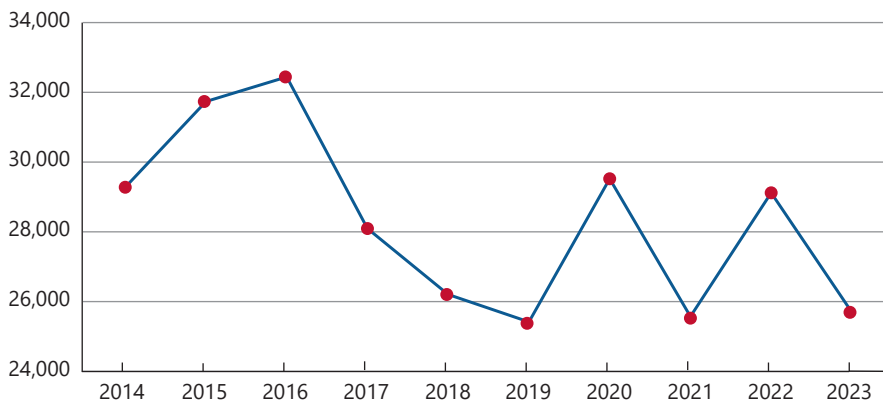


Other Fires

8,064 Fires - Down 28%
2 Civilian Deaths
23 Civilian Injuries
49 Fire Service Injuries
\$3.5 Million in Property Damage
417 Arsons Reported

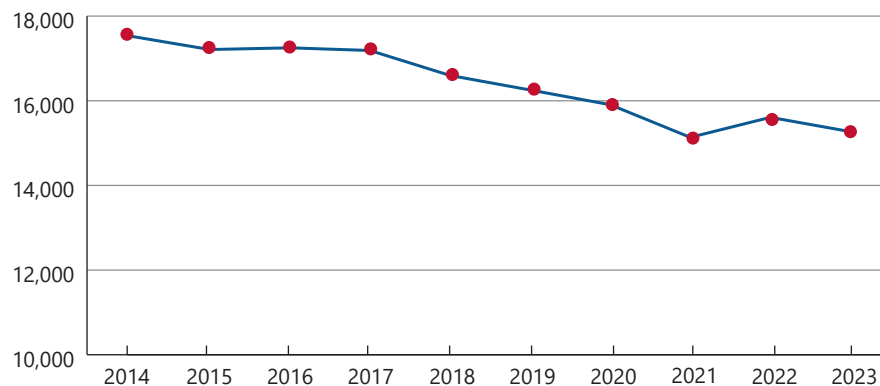


Massachusetts Fires by Year



Fires of all types declined in 2023 and remained below the 10-year average of 28,299.

Structure Fires by Year



Structure fires declined in 2023 after a slight increase in 2022. They remained below the 10-year average of 16,402.

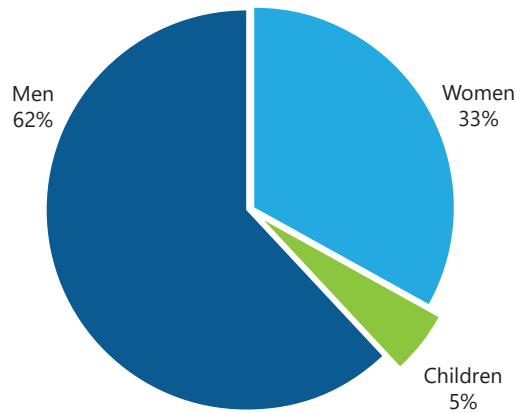


Department of Fire Services

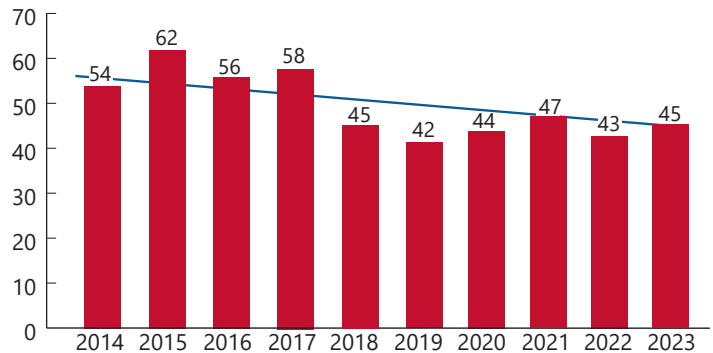
Division of Fire Safety • www.mass.gov/dfs • (978) 567-3382

Massachusetts Fire Deaths in 2023

Civilian Fire Deaths

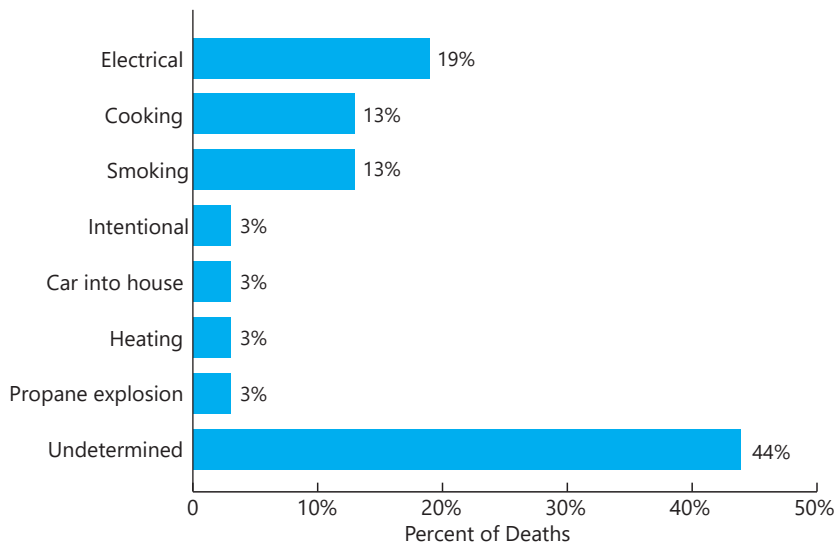


Fire Deaths by Year



- 38 fatal fires killed 45 civilians: 28 men, 15 women, and 2 children.
- 26 of these victims (58%) were age 65 or older.
- 32 of these fatalities (71%) occurred at home.
- 68% of residential fire deaths took place in single-family homes.
- No firefighters died in fire-related incidents.
- 5 people died in fires they intentionally set.

Causes of Residential Structure Fire Deaths



DFS Code Compliance Officers found working smoke alarms in only about half the fatal fires they responded to in 2023.

Be sure you have working smoke alarms on every level of your home, test them every month, and replace them every 10 years!



Department of Fire Services

Division of Fire Safety • www.mass.gov/dfs • 978-567-3382