

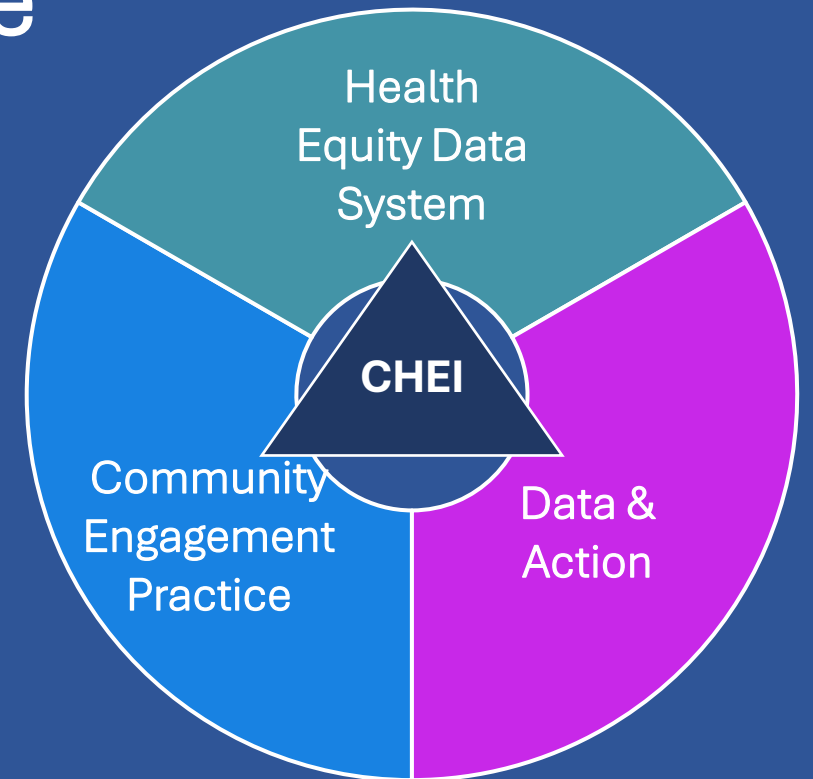


# Massachusetts Department of Public Health

## Community Health Equity Initiative (CHEI)

Community Health Equity Survey 2023  
Housing Spotlight

**Part 3: Inequities in Housing  
LGBTQA+ Communities**



# Contents



## Part 3: Inequities in Housing

Part 3 of the 2023 CHES Housing Spotlight showcases findings from the 2023 CHES that highlight inequities in housing across communities of focus.

This slide deck is meant to be viewed after you have read through Part 1 and Part 2 of the Housing Spotlight. To access the entire spotlight and the full mental health report, please visit the 2023 CHES Housing Spotlight page on [CHEI Topic and Community Spotlights | Mass.gov](#).

Part 1: Community Health Equity Initiative Overview

Part 2: Housing in Massachusetts: Equity Framing and Data Overview

**Part 3: Inequities in Housing**

Part 4: Drivers of Housing and Health

Part 5: Housing and Health Outcomes

Part 6: Promoting Healthy Housing: Areas of Action to Address Root Causes of Inequities

# Housing Inequities

# Housing Inequities



## Communities Experiencing Housing Inequities: LGBTQA+ Community

### Diversity Within the LGBTQA+ Community

The Lesbian, Gay, Bisexual, Transgender, Queer, Questioning, Asexual (LGBTQA+) community includes individuals with a diverse range of identities and expressions of gender and sexual orientation and experiences. Understanding the strengths, challenges, and unique experiences of both the LGBTQA+ community and individual identities is essential.

### Systems of Oppression and Housing Inequities

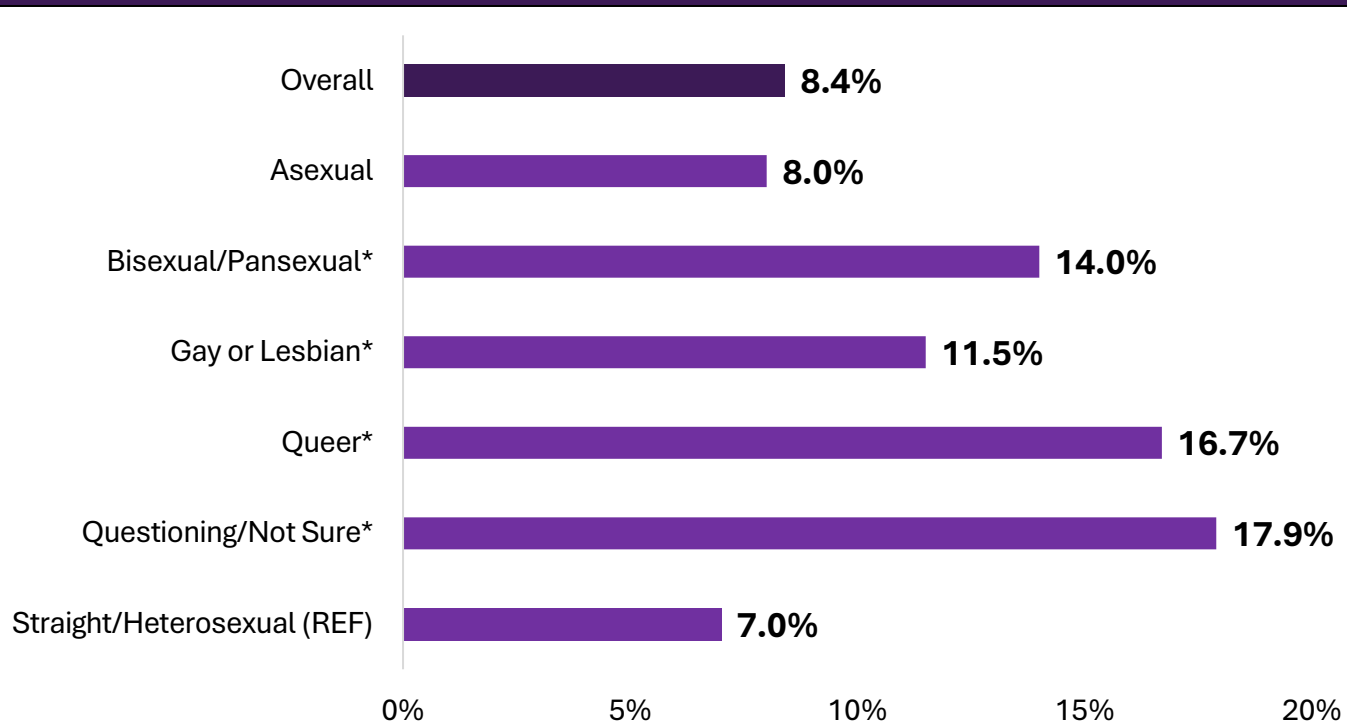
The LGBTQA+ community has faced a long history of discrimination, violence, and denial of civil and human rights, leading to higher poverty rates, lower homeownership rates, and a greater risk of homelessness. Many U.S. housing, lending, and social service laws do not explicitly prohibit discrimination based on sexual orientation and gender identity, leaving many LGBTQA+ individuals vulnerable to housing discrimination.<sup>13</sup>

# Housing Inequities



## LGBQA+ Communities: Reported Worry About Losing Housing

### MA Adults (18+) With a Steady Place to Live but Worried About Losing It by Sexual Orientation



\* Denotes rate is significantly different ( $p < 0.05$ ) compared to the reference group (REF).

Adults who identified their sexual orientation as **questioning, queer, bisexual/ pansexual or gay or lesbian** were more likely\* to report concerns about losing their housing compared to those who identified as straight or heterosexual.

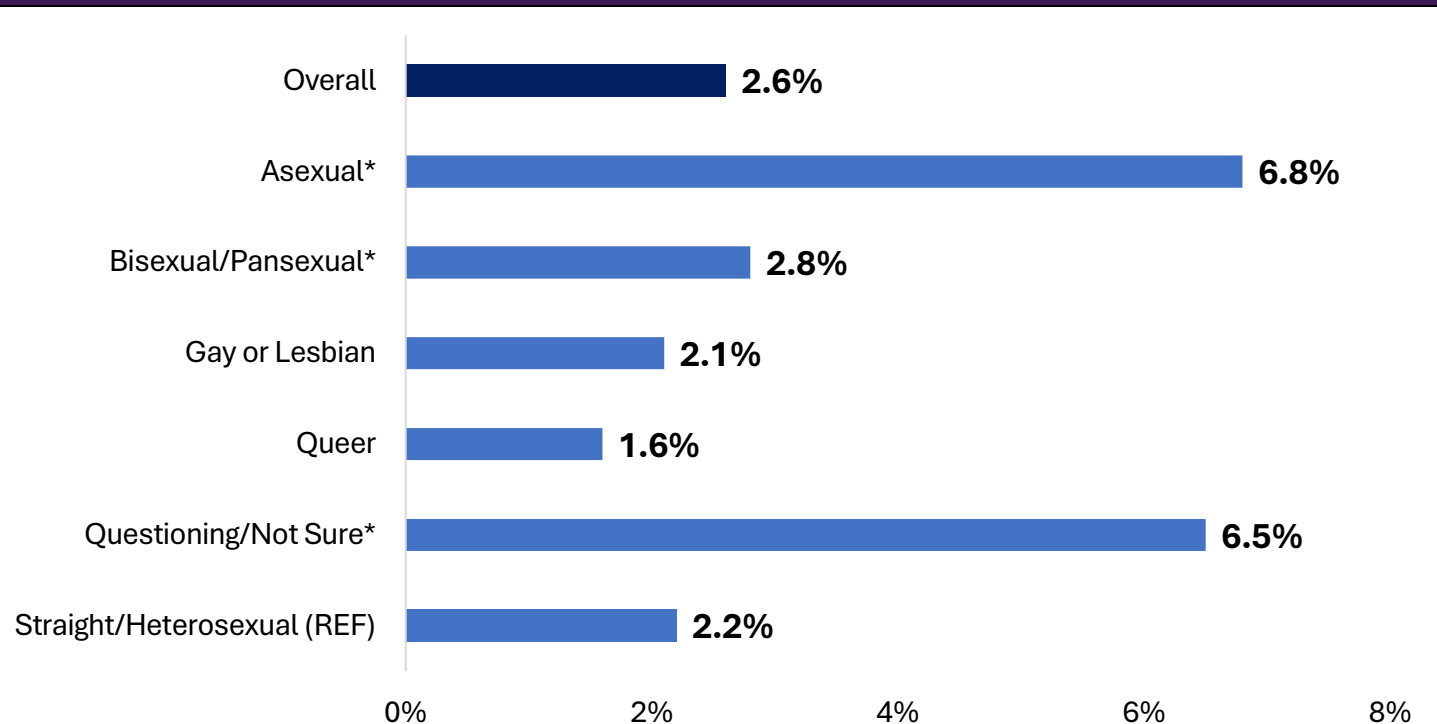
- **Queer** and **questioning** adults reported worry over losing housing at **over 2 times** the rate\* of straight/heterosexual adults.

# Housing Inequities



## LGBQA+ Communities: Reported No Steady Place to Live

MA Adults (18+) With No Steady Place to Live  
by Sexual Orientation



\* Denotes rate is significantly different ( $p < 0.05$ ) compared to the reference group (REF).

Adults who identified as **asexual, questioning, or bisexual/pansexual** were more likely\* to report not having a steady place to live compared to those who identified as straight or heterosexual.

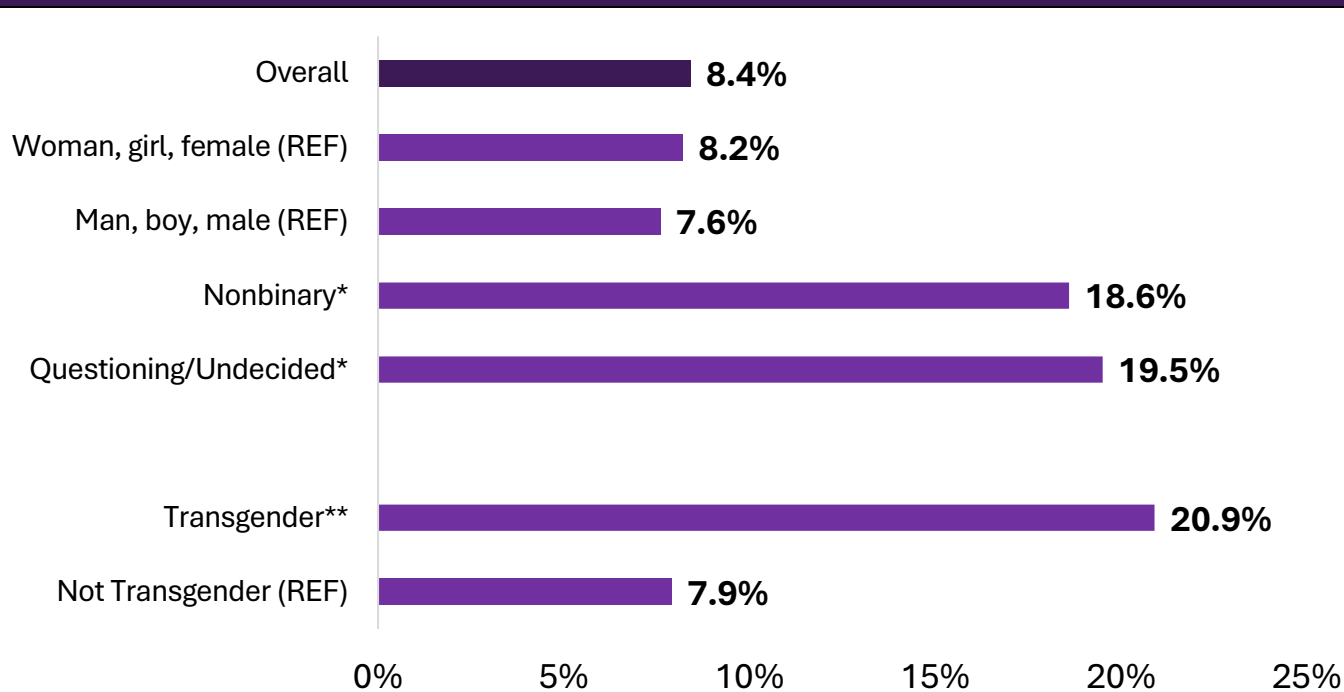
- **Asexual** adults reported no steady place to live at **over 2 times** the rate\* of straight/heterosexual adults.

# Housing Inequities



## Gender Diverse Communities: Reported Worry Over Losing Housing

### MA Adults (18+) With a Steady Place to Live but Worried About Losing It by Gender Identity



\* Denotes rate is significantly different ( $p < 0.05$ ) compared to each reference group (REF), woman and man, separately.

\*\* Denotes rate is significantly different ( $p < 0.05$ ) compared to the reference group (REF), not transgender.

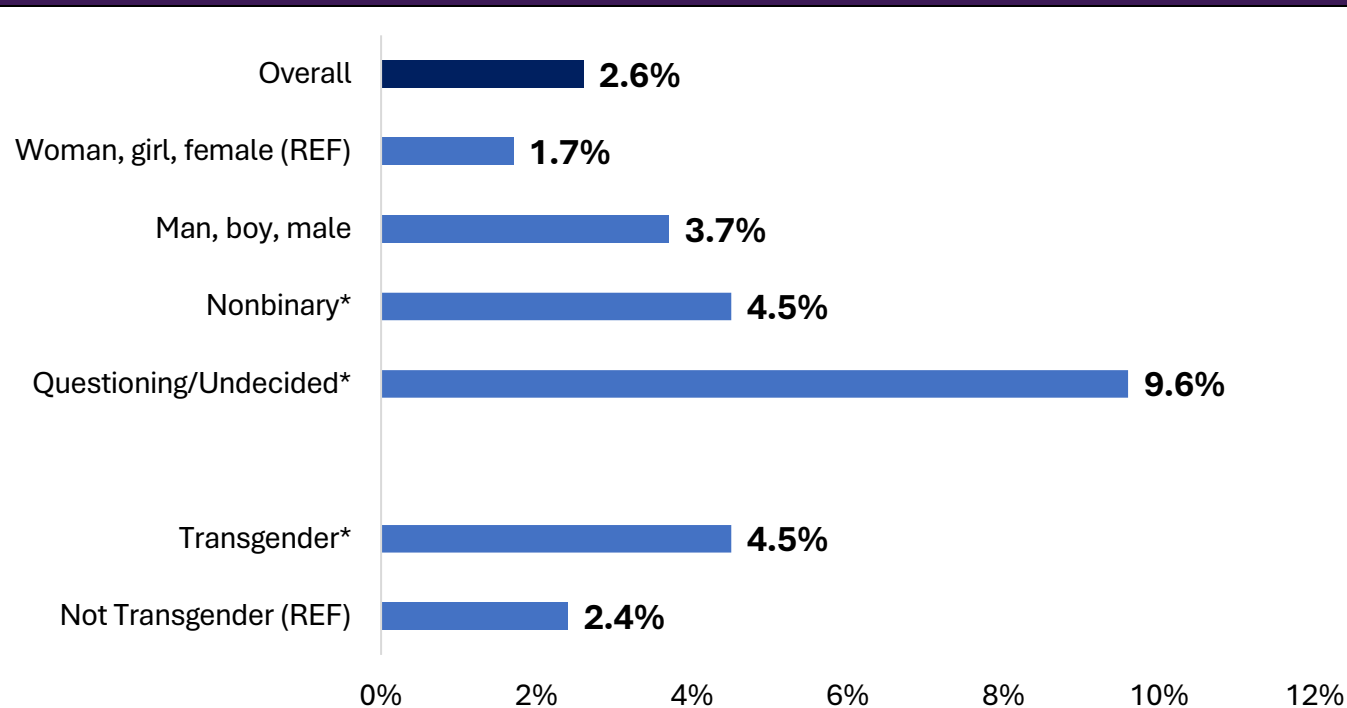
- Adults who identified as **nonbinary** or **questioning** were **over 2 times** as likely\* to report concerns about losing their housing compared to those who identified as a woman or man.
- Over **1 in 5** adults who identify as **transgender** reported being worried about losing their current housing, **almost 3 times** the rate\*\* of non-transgender adults.

# Housing Inequities



## Gender Diverse Communities: Reported No Steady Place to Live

MA Adults (18+) With No Steady Place to Live  
by Gender Identity



\* Denotes rate is significantly different ( $p < 0.05$ ) compared to the reference group.

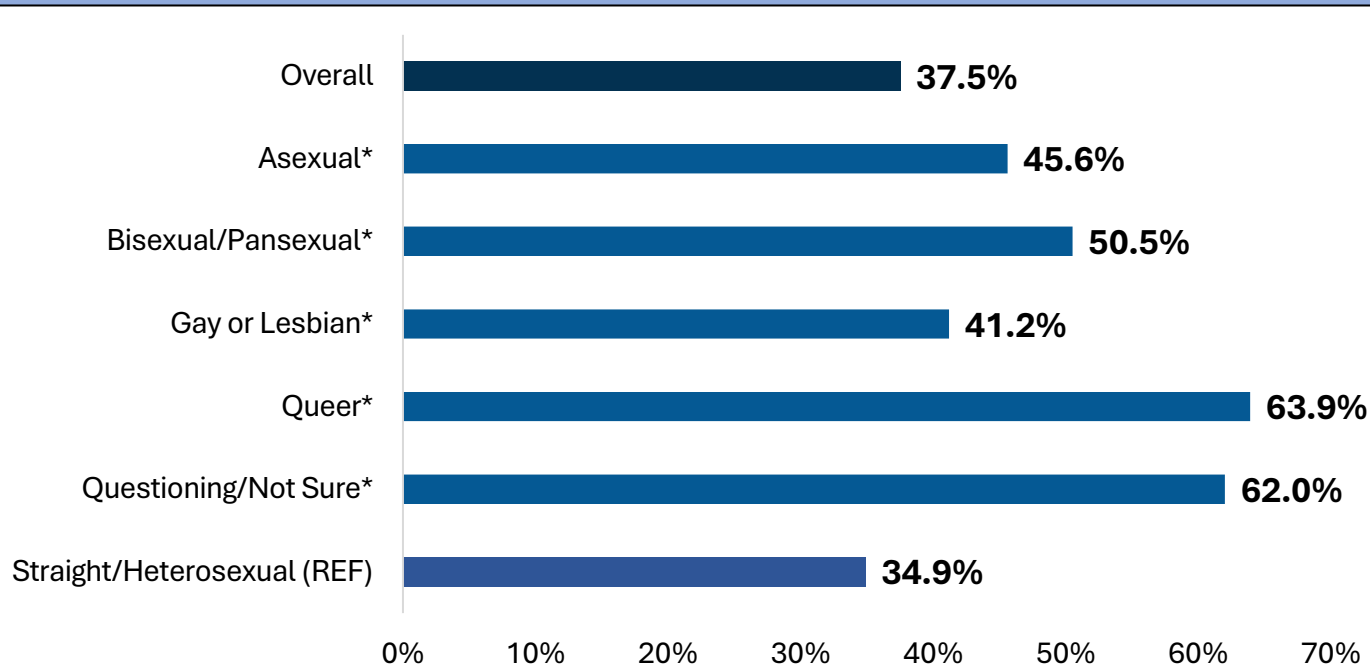
- Adults who identified as **nonbinary** or **questioning** were more likely\* to report having no steady place to live compared to those who identified as a woman.
- Those who identified as **transgender** were **almost 2 times** as likely\* to report having no steady place to live compared to those who identified as not transgender.

# Housing Inequities



## LGBQA+ Communities: Reported Issues in Housing Conditions

### MA Adults (18+) Reporting Any Housing Issue<sup>†</sup> by Sexual Orientation



\* Denotes rate is significantly different ( $p < 0.05$ ) compared to the reference group (REF).

<sup>†</sup> Housing issues include lead paint or pipes, mold or water leaks, noise from the neighborhood, pests, not enough heat in winter, too hot during the summer, poor air quality or air pollution, too many people, and unsafe drinking water.

Adults who identified as **asexual**, **bisexual/pansexual**, **gay**, **lesbian**, **queer**, and **questioning** were more likely\* to report issues in their current housing compared to those that identified as straight or heterosexual.

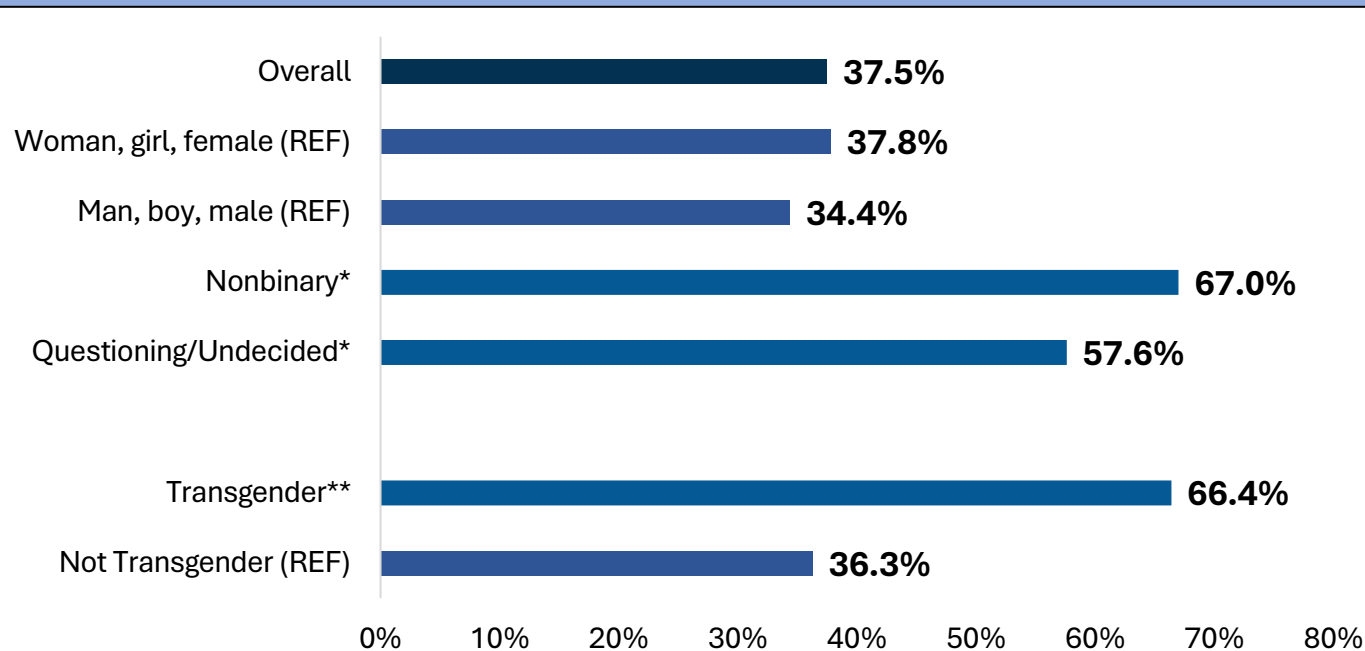
- Almost **2 out of 3** queer and questioning adults reported at least one housing issue.

# Housing Inequities



## Gender Diverse Communities: Reported Issues in Housing Conditions

### MA Adults (18+) Reporting Any Housing Issue<sup>†</sup> by Gender Identity



\* Denotes rate is significantly different ( $p < 0.05$ ) compared to each reference group (REF), woman and man, separately.

\*\* Denotes rate is significantly different ( $p < 0.05$ ) compared to the reference group (REF), not transgender.

<sup>†</sup> Housing issues include lead paint or pipes, mold or water leaks, noise from the neighborhood, pests, not enough heat in winter, too hot during the summer, poor air quality or air pollution, too many people, and unsafe drinking water.

- Adults who identified as **nonbinary** and **questioning** were more likely\* to report having issues in their current housing compared to those who identified as a woman or man.
- About **2 in 3** adults who identify as **transgender** reported experiencing issues in their current housing. The most frequently reported issues were mold (25.3%), pests (23.8%), and being too hot during summers (24.6%).

# References

13. Romero, A., Goldberg, S., & Vasquez, L. (2020, April). *LGBT People and Housing Affordability, Discrimination, and Homelessness*. <https://williamsinstitute.law.ucla.edu/wp-content/uploads/LGBT-Housing-Apr-2020.pdf>