

Massachusetts Division of Insurance
Quarterly Report of Membership in Health Maintenance Organizations
as of June 30, 2012 ¹

Closed Network

	3rd Quarter 2011 Members at End of Quarter	4th Quarter 2011 Members at End of Quarter	1st Quarter 2012 Members at End of Quarter	2nd Quarter 2012 Members at End of Quarter	Member Change 1st Qtr. 12 to 2nd Qtr. 12	Percent Change 1st Qtr. 12 to 2nd Qtr. 12	2nd Quarter 2012 Share of Massachusetts HMO Market
COMPARISON OF 2ND QUARTER MEMBERSHIP TO LAST THREE							
Aetna Health Inc. ²	1,919	1,877	1,507	1,409	(98)	-6.50%	0.1%
Blue Cross and Blue Shield of Massachusetts HMO Blue, Inc. ³	529,916	522,646	509,901	506,503	(4,398)	-0.86%	23.9%
Boston Medical Center Health Plan, Inc.	238,846	229,026	227,268	223,383	(3,885)	-1.71%	10.6%
CeltiCare Health Plan of Massachusetts, Inc.	34,304	35,719	35,925	40,282	4,357	12.13%	1.9%
ConnectiCare of Massachusetts, Inc.	2,836	2,857	2,739	2,725	(14)	-0.51%	0.1%
Fallon Community Health Plan, Inc.	153,286	151,374	147,515	145,838	(1,677)	-1.14%	6.9%
Harvard Pilgrim Health Care, Inc.	307,889	307,091	301,265	302,930	1,665	0.55%	14.4%
Health New England, Inc.	89,718	90,155	93,071	94,232	1,161	1.25%	4.5%
Neighborhood Health Plan, Inc.	242,922	241,806	245,887	246,152	265	0.11%	11.7%
Network Health, LLC ⁴	173,514	178,901	207,632	219,186	11,554	5.56%	10.4%
Tufts Associated HMO, Inc. ⁵	337,650	336,180	334,144	329,298	(4,846)	-1.45%	15.6%
UnitedHealthcare of New England, Inc.	32	30	29	1	(28)	-96.55%	0.0%
Totals	2,112,832	2,097,662	2,106,883	2,110,939	4,056	0.19%	100.0%

PPO

	3rd Quarter 2011 Members at End of Quarter	4th Quarter 2011 Members at End of Quarter	1st Quarter 2012 Members at End of Quarter	2nd Quarter 2012 Members at End of Quarter	Member Change 1st Qtr. 12 to 2nd Qtr. 12	Percent Change 1st Qtr. 12 to 2nd Qtr. 12	2nd Quarter 2012 Share of Massachusetts HMO Market
COMPARISON OF 2ND QUARTER MEMBERSHIP TO LAST THREE							
Aetna Health Inc. ²	1,419	1,429	1,331	1,399	68	5.11%	1.0%
Blue Cross and Blue Shield of Massachusetts HMO Blue, Inc. ³	101,084	101,748	97,857	99,396	1,539	1.57%	73.4%
Boston Medical Center Health Plan, Inc.	0	0	0	0	0	0.00%	0.0%
CeltiCare Health Plan of Massachusetts, Inc.	0	0	0	0	0	0.00%	0.0%
ConnectiCare of Massachusetts, Inc.	326	326	314	314	0	0.00%	0.2%
Fallon Community Health Plan, Inc.	238	244	222	213	(9)	-4.05%	0.2%
Harvard Pilgrim Health Care, Inc.	30,260	29,642	28,247	28,747	500	1.77%	21.2%
Health New England, Inc.	1,662	1,647	1,928	2,163	235	12.19%	1.6%
Neighborhood Health Plan, Inc.	0	0	0	0	0	0.00%	0.0%
Network Health, LLC ⁴	0	0	0	0	0	0.00%	0.0%
Tufts Associated HMO, Inc. ⁵	3,763	3,653	3,046	3,058	12	0.39%	2.3%
UnitedHealthcare of New England, Inc.	1,265	1,168	608	92	(516)	-84.87%	0.1%
Totals	140,017	139,857	133,553	135,382	1,829	1.37%	100.0%

¹ Information reported by HMOs as of the end of the second quarter of 2012 based upon the Massachusetts Division of Insurance's "Guidelines for Reporting Membership & Utilization Statistics - Version 6.0" that instructs HMOs to exclude members for whom the HMO did not bear any financial risk.

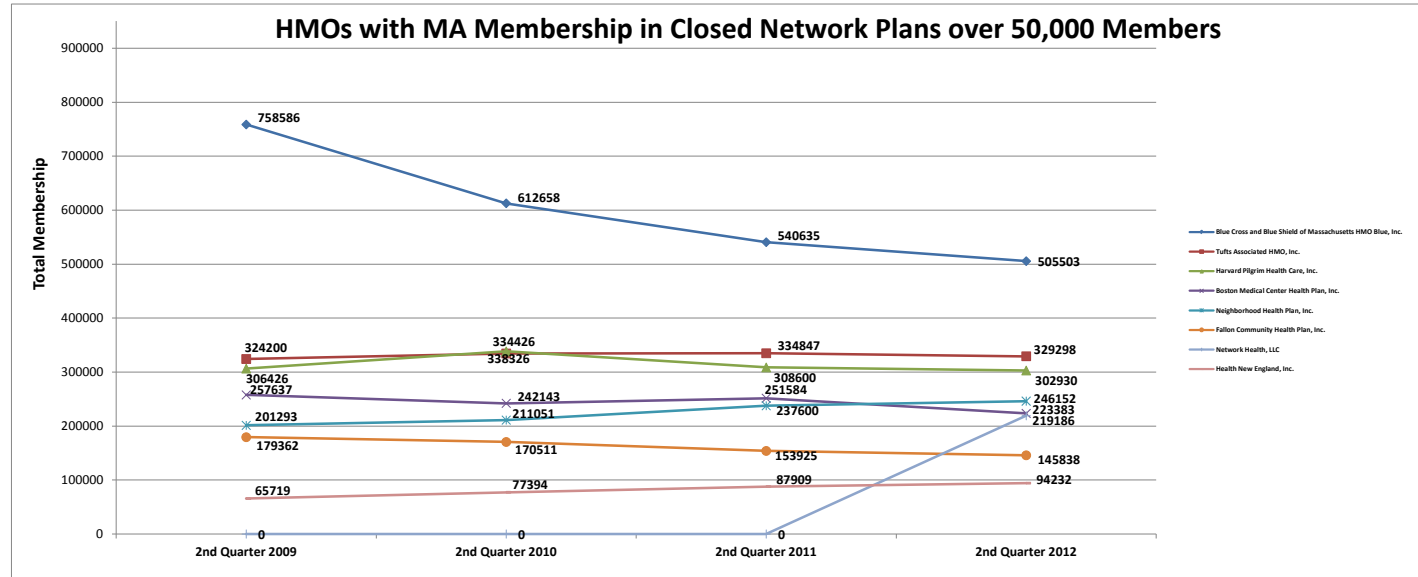
² Effective September 1, 2010, Aetna Health Inc. ceased offering small group health plans in Massachusetts and will begin nonrenewing all small group health business as of April 1, 2011.

³ Formerly a line of business of Blue Cross and Blue Shield of Massachusetts, Inc. ("BCBSMA"). Blue Cross and Blue Shield of Massachusetts HMO Blue, Inc. was created as a separate corporate entity for BCBSMA's HMO line of business effective January 1, 2005.

⁴ Network Health, LLC was not licensed until October 1, 2011. The 3rd quarter 2011 membership report includes Network Health, LLC for the first time.

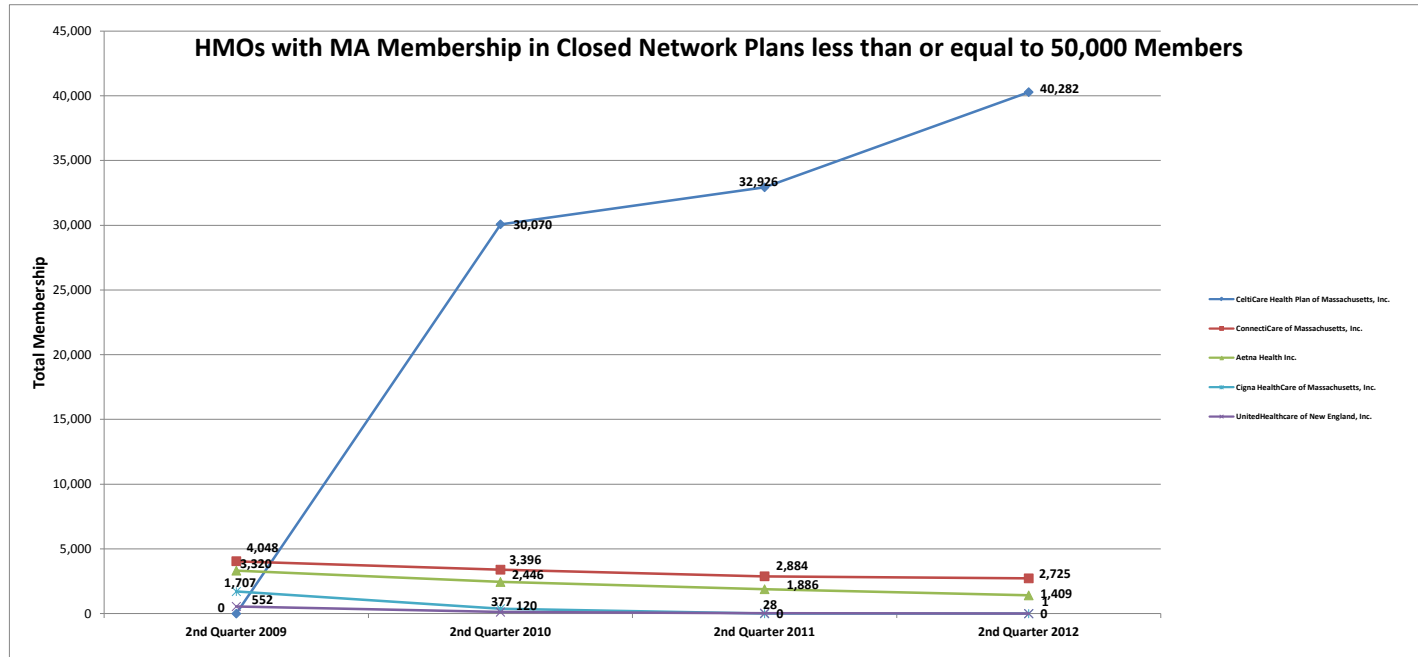
⁵ Doing business as Tufts Associated Health Plan ("TAHMO") and as Tufts Health Plan ("THP").

Massachusetts Division of Insurance
Quarterly Report of Membership in Health Maintenance Organizations
as of June 30, 2012 ¹



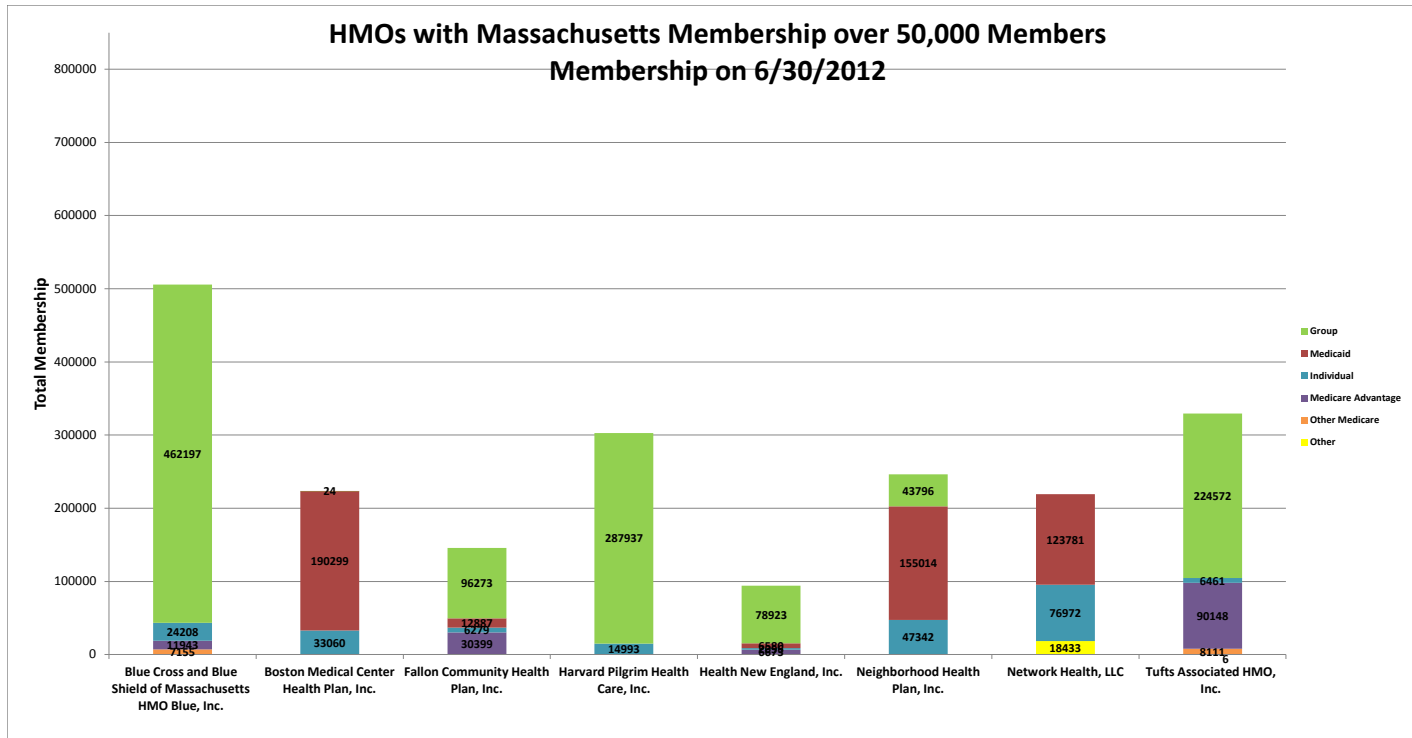
¹ Network Health, LLC was not licensed until October 1, 2011. The 3rd quarter 2011 membership report includes Network Health, LLC for the first time.

Massachusetts Division of Insurance
Quarterly Report of Membership in Health Maintenance Organizations
as of June 30, 2012 ¹



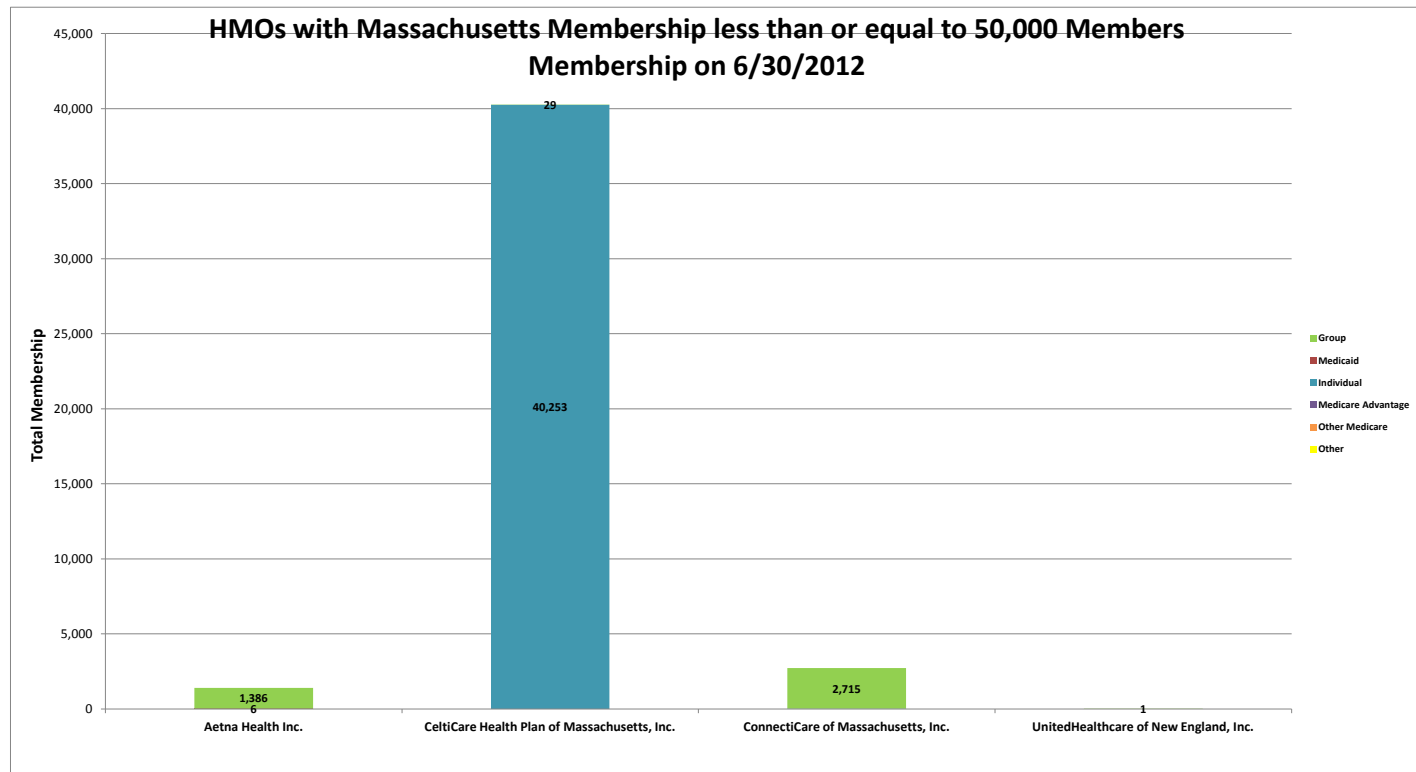
¹ CeliCare Health Plan of Massachusetts, Inc. was not licensed until 2009. The 4th quarter 2009 membership report includes CeliCare Health Plan of Massachusetts, Inc. for the first time.

Massachusetts Division of Insurance
Quarterly Report of Membership in Health Maintenance Organizations
as of June 30, 2012 ¹



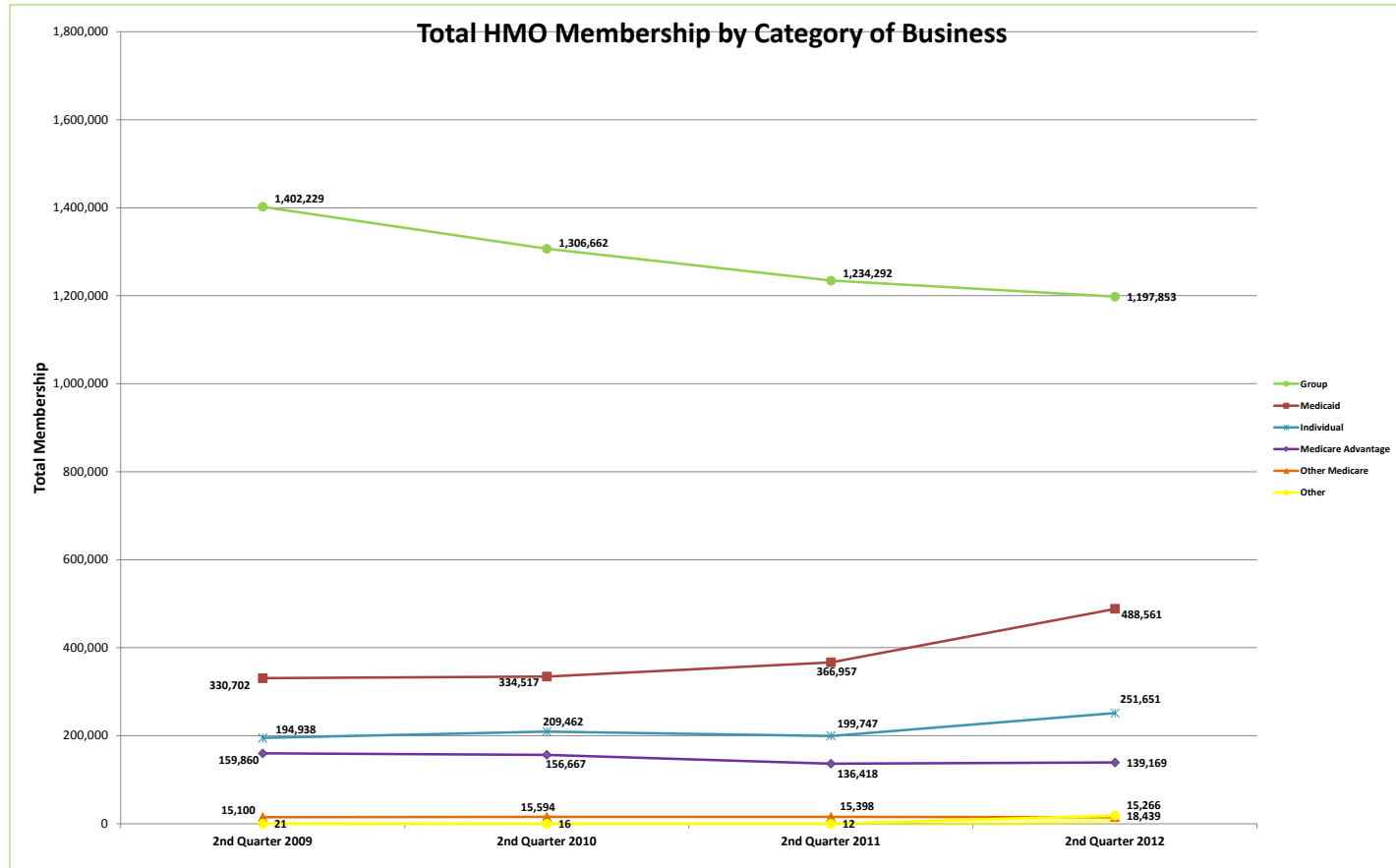
¹ Individual membership includes enrollment in Commonwealth Care for Boston Medical Center Health Plan, Inc., Fallon Community Health Plan, Inc., Neighborhood Health Plan, Inc., and Network Health, LLC.

Massachusetts Division of Insurance
Quarterly Report of Membership in Health Maintenance Organizations
as of June 30, 2012 ¹



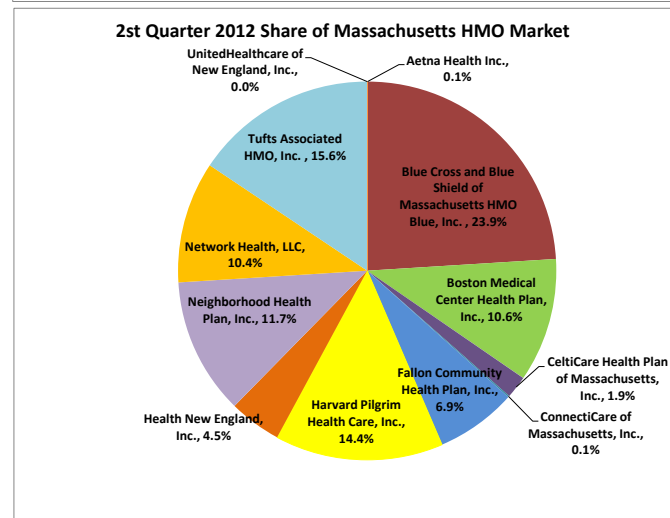
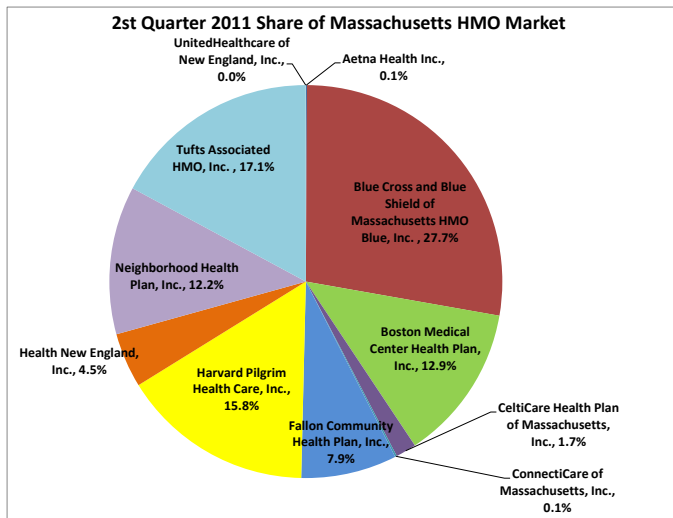
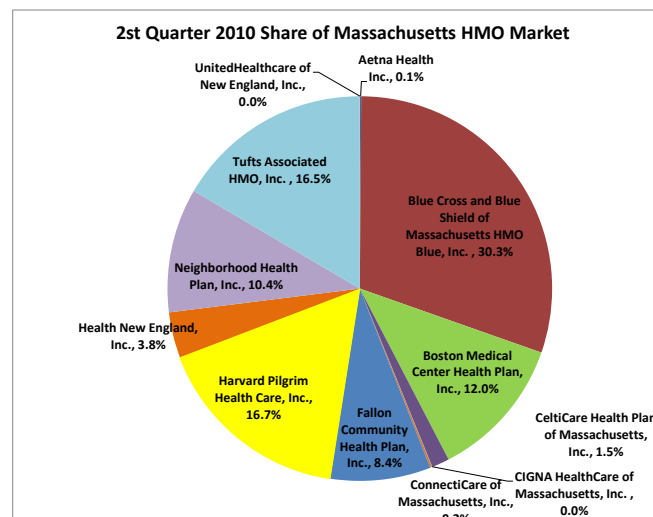
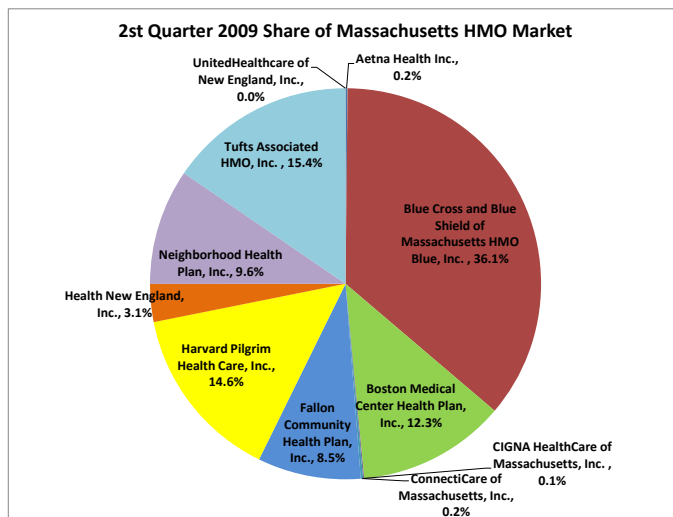
¹ Individual membership includes enrollment in Commonwealth Care for CeltiCare Health Plan of Massachusetts, Inc.

Massachusetts Division of Insurance
Quarterly Report of Membership in Health Maintenance Organizations
as of June 30, 2012 ¹



¹ Individual membership includes enrollment in Commonwealth Care for Boston Medical Center Health Plan, Inc., Fallon Community Health Plan, Inc., Neighborhood Health Plan, Inc., CelliCare Health Plan of Massachusetts, Inc., and Network Health, LLC.

Massachusetts Division of Insurance
Quarterly Report of Membership in Health Maintenance Organizations
as of June 30, 2012 ¹



¹ CeltiCare Health Plan of Massachusetts, Inc. was not licensed until 2009. The 1st quarter 2010 membership report includes CeltiCare Health Plan of Massachusetts, Inc. for the first time.

² Effective April 1, 2011, CIGNA HealthCare of Massachusetts, Inc. had zero enrolled members.