

Massachusetts Division of Insurance
Quarterly Report of Membership in Health Maintenance Organizations
as of June 30, 2013 ¹

Closed Network

COMPARISON OF 2ND QUARTER MEMBERSHIP TO THOSE OF PRIOR THREE QUARTERS	3rd Quarter 2012 Members at End of Quarter	4th Quarter 2012 Members at End of Quarter	1st Quarter 2013 Members at End of Quarter	2nd Quarter 2013 Members at End of Quarter	Member Change 1st Qtr. 13 to 2nd Qtr. 13	Percent Change 1st Qtr. 13 to 2nd Qtr. 13	2nd Quarter 2013 Share of Massachusetts Closed Network Market
Aetna Health Inc. ²	1,336	1,390	1,154	1,116	(38)	-3.29%	0.1%
Blue Cross and Blue Shield of Massachusetts HMO Blue, Inc. ³	496,733	498,676	495,124	497,997	2,873	0.58%	23.7%
Boston Medical Center Health Plan, Inc.	251,544	264,123	272,049	280,229	8,180	3.01%	13.3%
CeltiCare Health Plan of Massachusetts, Inc.	27,596	21,048	17,246	15,166	(2,080)	-12.06%	0.7%
ConnectiCare of Massachusetts, Inc.	2,656	2,593	2,632	2,649	17	0.65%	0.1%
Fallon Community Health Plan, Inc.	149,108	151,635	154,151	153,826	(325)	-0.21%	7.3%
Harvard Pilgrim Health Care, Inc.	271,202	267,283	259,085	257,648	(1,437)	-0.55%	12.2%
Health New England, Inc.	95,128	99,728	101,162	102,369	1,207	1.19%	4.9%
Neighborhood Health Plan, Inc.	251,574	251,288	252,476	256,540	4,064	1.61%	12.2%
Network Health, LLC ⁴	211,414	218,667	219,405	220,024	619	0.28%	10.5%
Tufts Associated HMO, Inc. ⁵	329,634	328,666	324,638	317,850	(6,788)	-2.09%	15.1%
Totals	2,087,925	2,129,067	2,099,122	2,105,414	6,292	0.3%	100.0%

PPO

COMPARISON OF 2ND QUARTER MEMBERSHIP TO THOSE OF PRIOR THREE QUARTERS	3rd Quarter 2012 Members at End of Quarter	4th Quarter 2012 Members at End of Quarter	1st Quarter 2013 Members at End of Quarter	2nd Quarter 2013 Members at End of Quarter	Member Change 1st Qtr. 13 to 2nd Qtr. 13	Percent Change 1st Qtr. 13 to 2nd Qtr. 13	2nd Quarter 2013 Share of Massachusetts Closed Network Market
Aetna Health Inc. ²	1,334	1,308	1,084	901	(183)	-16.88%	0.6%
Blue Cross and Blue Shield of Massachusetts HMO Blue, Inc. ³	100,914	102,736	108,972	110,281	1,309	1.20%	77.0%
Boston Medical Center Health Plan, Inc.	0	0	0	0	0	0.00%	0.0%
CeltiCare Health Plan of Massachusetts, Inc.	0	0	0	0	0	0.00%	0.0%
ConnectiCare of Massachusetts, Inc.	297	291	312	269	(43)	-13.78%	0.2%
Fallon Community Health Plan, Inc.	214	211	127	124	(3)	-2.36%	0.1%
Harvard Pilgrim Health Care, Inc.	26,361	25,940	26,682	26,120	(562)	-2.11%	18.2%
Health New England, Inc.	2,502	2,643	3,100	3,100	0	0.00%	2.2%
Neighborhood Health Plan, Inc.	0	0	0	0	0	0.00%	0.0%
Network Health, LLC ⁴	0	0	0	0	0	0.00%	0.0%
Tufts Associated HMO, Inc. ⁵	2,815	1,625	2,556	2,485	(71)	-2.78%	1.7%
Totals	134,437	133,766	142,833	143,280	447	0.31%	100.0%

¹ Information reported by HMOs as of the end of the second quarter of 2013 based upon the Massachusetts Division of Insurance's "Guidelines for Reporting Membership & Utilization Statistics - Version 6.0" that instructs HMOs to exclude members for whom the HMO did not bear any financial risk.

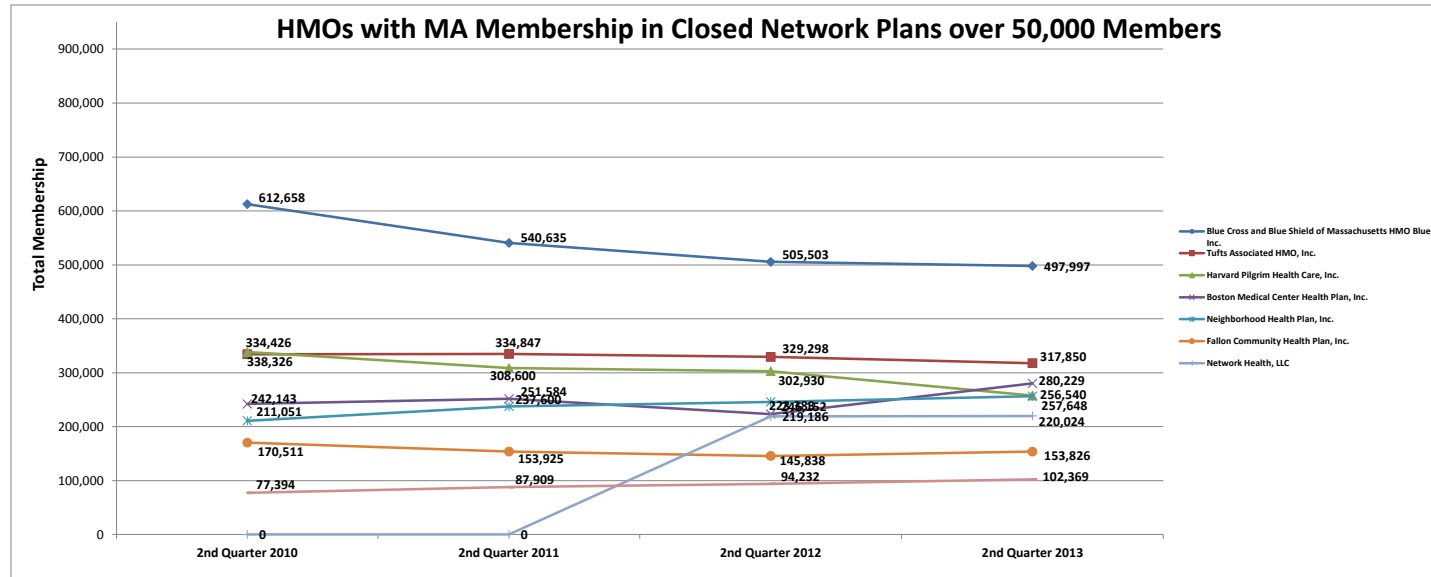
² Effective September 1, 2010, Aetna Health Inc. ceased offering small group health plans in Massachusetts and will begin nonrenewing all small group health business as of April 1, 2011.

³ Formerly a line of business of Blue Cross and Blue Shield of Massachusetts, Inc. ("BCBSMA"). Blue Cross and Blue Shield of Massachusetts HMO Blue, Inc. was created as a separate corporate entity for BCBSMA's HMO line of business effective January 1, 2005.

⁴ Network Health, LLC was not licensed until October 1, 2011. The 3rd quarter 2011 membership report includes Network Health, LLC for the first time.

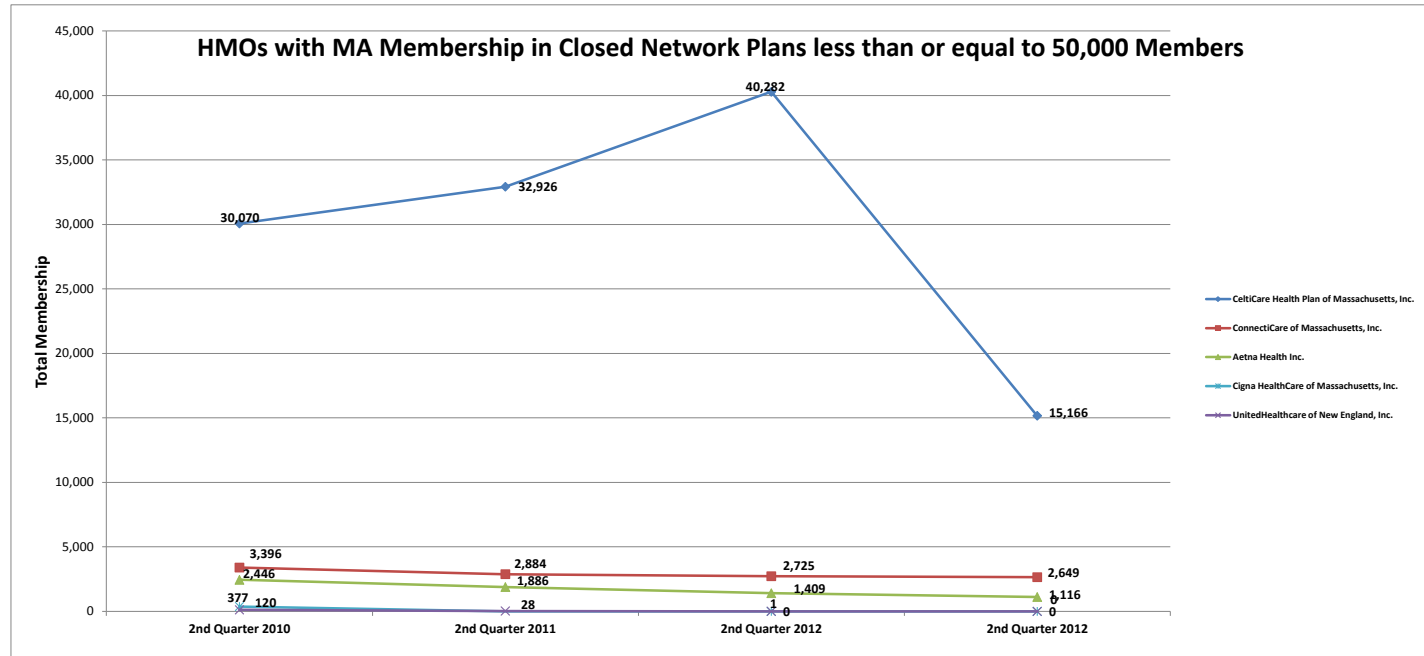
⁵ Doing business as Tufts Associated Health Plan ("TAHMO") and as Tufts Health Plan ("THP").

Massachusetts Division of Insurance
Quarterly Report of Membership in Health Maintenance Organizations
as of June 30, 2013 ¹



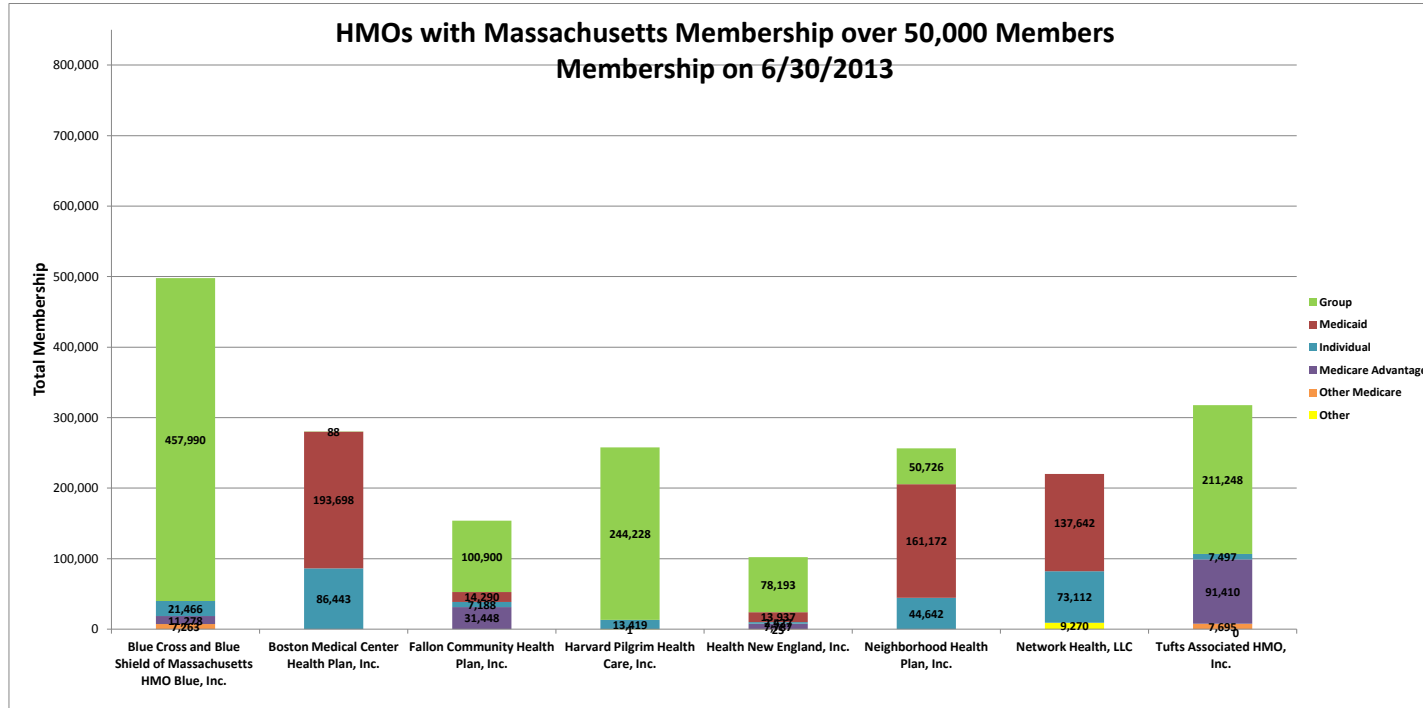
¹ Network Health, LLC was not licensed until October 1, 2011. The 3rd quarter 2011 membership report includes Network Health, LLC for the first time.

Massachusetts Division of Insurance
Quarterly Report of Membership in Health Maintenance Organizations
as of June 30, 2013 ¹



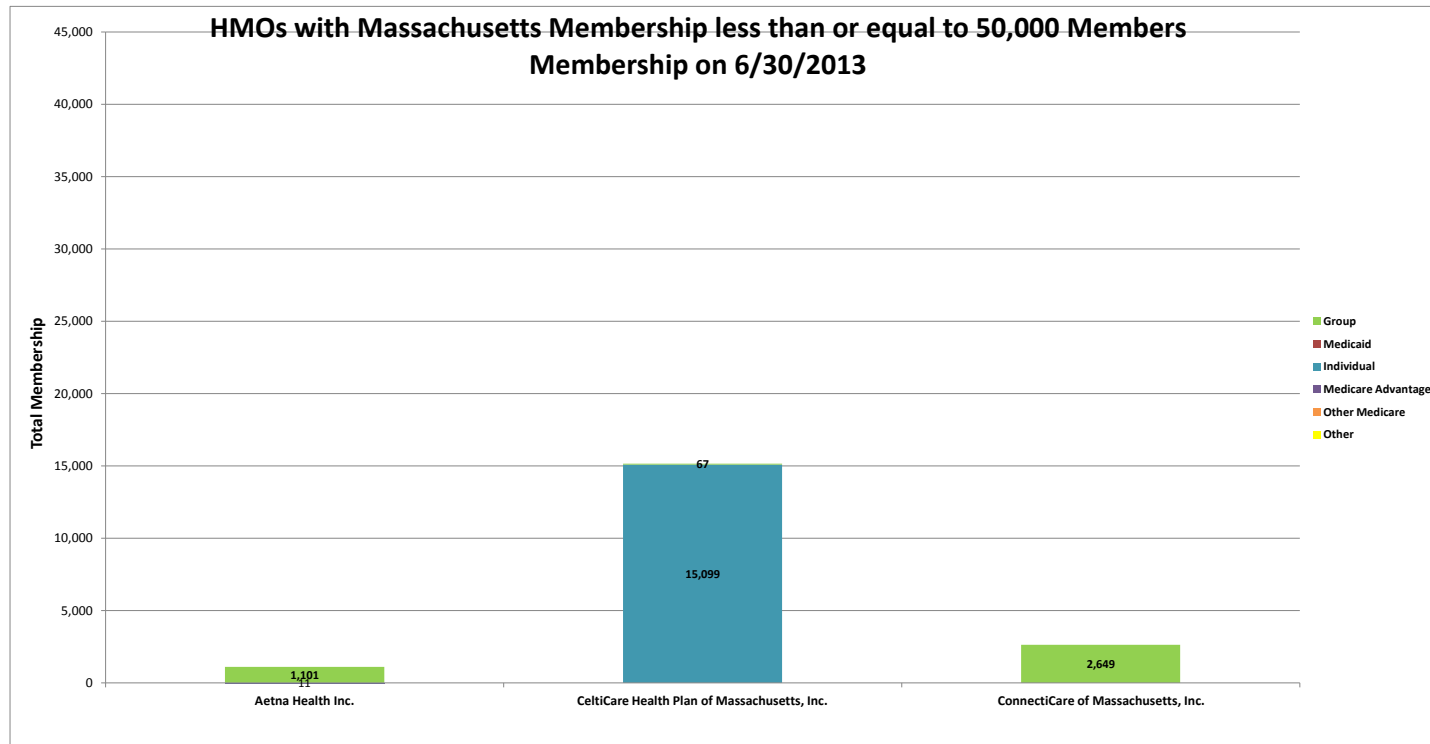
¹ CeliCare Health Plan of Massachusetts, Inc. was not licensed until 2009. The 4th quarter 2009 membership report includes CeliCare Health Plan of Massachusetts, Inc. for the first time.

Massachusetts Division of Insurance
Quarterly Report of Membership in Health Maintenance Organizations
as of June 30, 2013 ¹



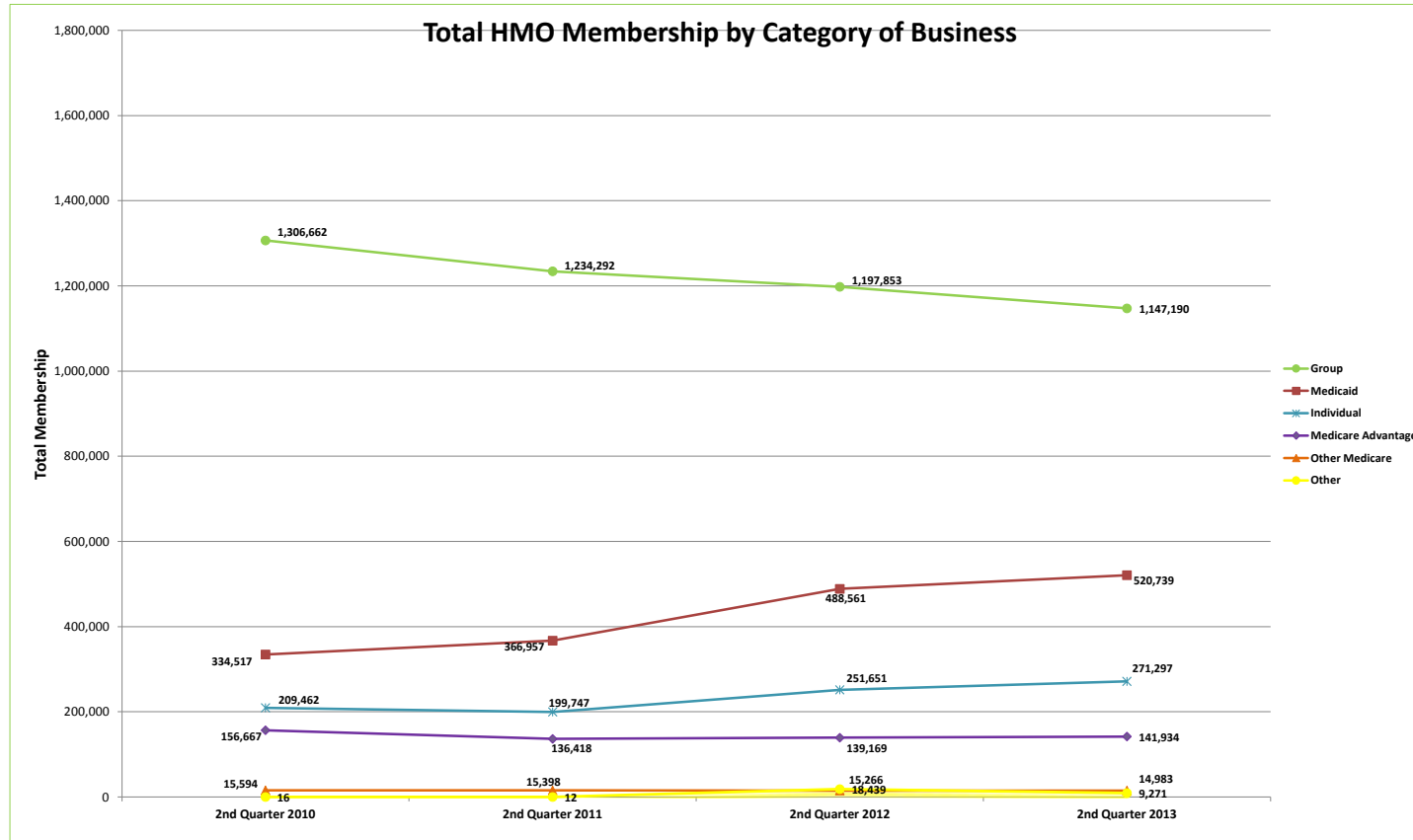
¹ Individual membership includes enrollment in Commonwealth Care for Boston Medical Center Health Plan, Inc., Fallon Community Health Plan, Inc., Neighborhood Health Plan, Inc., and Network Health, LLC.

Massachusetts Division of Insurance
Quarterly Report of Membership in Health Maintenance Organizations
as of June 30, 2013 ¹



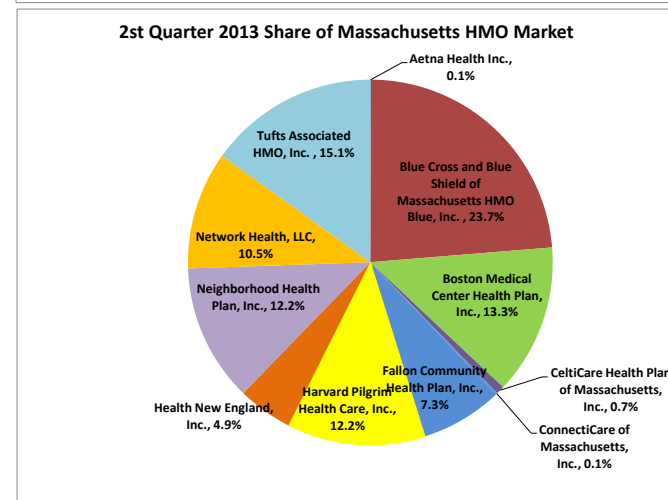
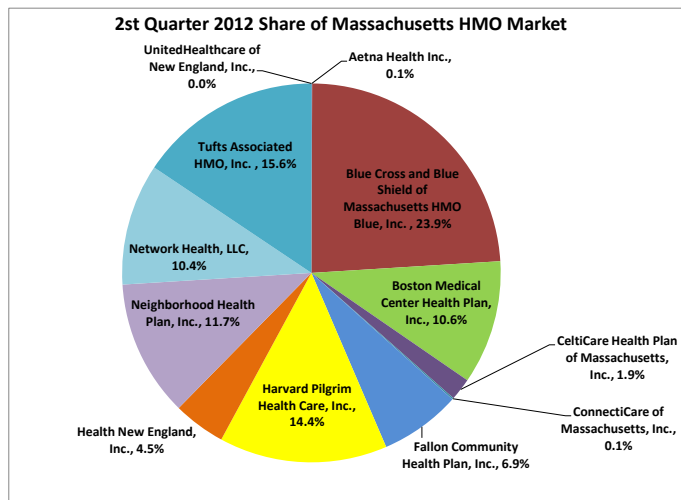
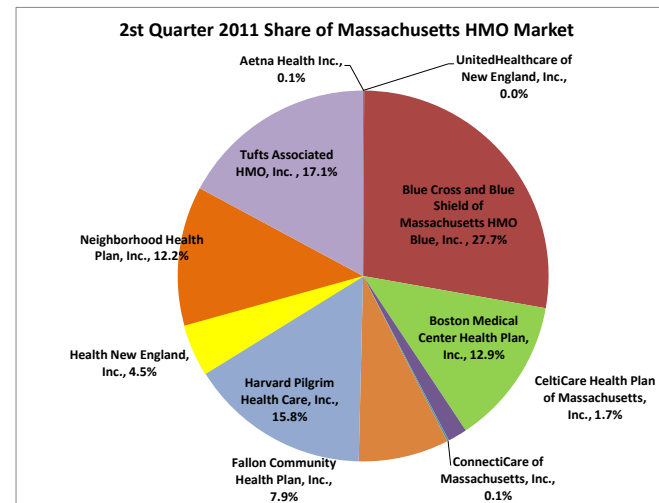
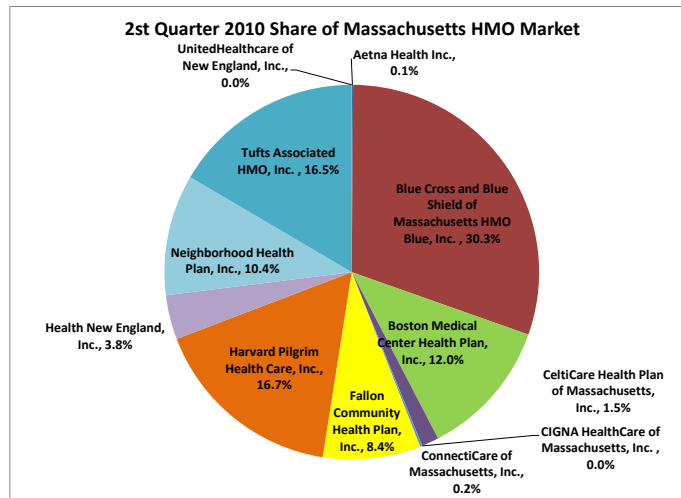
¹ Individual membership includes enrollment in Commonwealth Care for CeltiCare Health Plan of Massachusetts, Inc.

Massachusetts Division of Insurance
Quarterly Report of Membership in Health Maintenance Organizations
as of June 30, 2013 ¹



¹ Individual membership includes enrollment in Commonwealth Care for Boston Medical Center Health Plan, Inc., Fallon Community Health Plan, Inc., Neighborhood Health Plan, Inc., CeliCare Health Plan of Massachusetts, Inc., and Network Health, LLC.

Massachusetts Division of Insurance
Quarterly Report of Membership in Health Maintenance Organizations
as of June 30, 2013 ¹



¹ CeliCare Health Plan of Massachusetts, Inc. was not licensed until 2009. The 1st quarter 2010 membership report includes CeliCare Health Plan of Massachusetts, Inc. for the first time.

² Effective April 1, 2011, CIGNA HealthCare of Massachusetts, Inc. had zero enrolled members.