

Massachusetts Division of Insurance
Quarterly Report of Health Maintenance Organization Membership in Closed Network Health Plans
as of June 30, 2015¹

Closed Network

COMPARISON OF 4th QUARTER MEMBERSHIP TO THOSE OF PRIOR THREE QUARTERS	3rd Quarter 2014 Members at End of Quarter	4th Quarter 2014 Members at End of Quarter	1st Quarter 2015 Members at End of Quarter	2nd Quarter 2015 Members at End of Quarter	Member Change 1st Qtr. 15 to 2nd Qtr. 15	Percent Change 1st Qtr. 15 to 2nd Qtr. 15	2nd Quarter 2015 Share of Massachusetts Closed Network Market
Aetna Health Inc. ²	1,031	1,134	1,372	1,370	(2)	-0.15%	0.06%
Blue Cross and Blue Shield of Massachusetts HMO Blue, Inc.	490,148	485,703	470,224	463,875	(6,349)	-1.35%	20.99%
Boston Medical Center Health Plan, Inc.	308,390	256,604	245,058	221,147	(23,911)	-9.76%	10.01%
CeltiCare Health Plan of Massachusetts, Inc.	35,977	37,797	53,906	48,989	(4,917)	-9.12%	2.22%
ConnectiCare of Massachusetts, Inc.	1,625	1,335	1,137	1,065	(72)	-6.33%	0.05%
Fallon Community Health Plan, Inc.	146,766	142,476	143,715	139,805	(3,910)	-2.72%	6.33%
Harvard Pilgrim Health Care, Inc.	209,140	216,533	216,407	214,240	(2,167)	-1.00%	9.69%
Health New England, Inc.	107,355	148,057	156,933	165,253	8,320	5.30%	7.48%
Minuteman Health, Inc. ³	1,736	1,626	5,291	5,594	303	5.73%	0.25%
Neighborhood Health Plan, Inc.	331,574	340,264	379,893	388,531	8,638	2.27%	17.58%
Tufts Health Public Plans, Inc. (formerly Network Health, LLC)	240,440	243,522	270,373	269,968	(405)	-0.15%	12.21%
Tufts Associated HMO, Inc. ⁴	308,883	305,958	291,097	290,306	(791)	-0.27%	13.14%
Totals	2,183,065	2,181,009	2,235,406	2,210,143	(25,263)	-1.13%	100.00%

PPO

COMPARISON OF 4th QUARTER MEMBERSHIP TO THOSE OF PRIOR THREE QUARTERS	3rd Quarter 2014 Members at End of Quarter	4th Quarter 2014 Members at End of Quarter	1st Quarter 2015 Members at End of Quarter	2nd Quarter 2015 Members at End of Quarter	Member Change 1st Qtr. 15 to 2nd Qtr. 15	Percent Change 1st Qtr. 15 to 2nd Qtr. 15	2nd Quarter 2015 Share of Massachusetts PPO Market
Aetna Health Inc. ²	137	126	79	77	(2)	-2.53%	0.0%
Blue Cross and Blue Shield of Massachusetts HMO Blue, Inc.	132,586	135,002	146,784	150,063	3,279	2.23%	83.0%
Boston Medical Center Health Plan, Inc.	0	0	0	0	0	0.00%	0.0%
CeltiCare Health Plan of Massachusetts, Inc.	0	0	0	0	0	0.00%	0.0%
ConnectiCare of Massachusetts, Inc.	228	162	155	161	6	3.87%	0.1%
Fallon Community Health Plan, Inc.	27	25	14	13	(1)	-7.14%	0.0%
Harvard Pilgrim Health Care, Inc.	25,556	21,134	23,530	26,222	2,692	11.44%	14.5%
Health New England, Inc.	2,889	2,728	2,682	2,870	188	7.01%	1.6%
Minuteman Health, Inc. ³	28	29	41	107	66	160.98%	0.1%
Neighborhood Health Plan, Inc.	0	0	100	117	17	17.00%	0.1%
Tufts Health Public Plans, Inc. (formerly Network Health, LLC)	0	0	0	0	0	0.00%	0.0%
Tufts Associated HMO, Inc. ⁴	1,735	1,675	1,198	1,206	8	0.67%	0.7%
Totals	163,186	160,881	174,583	180,836	6,253	3.58%	100.0%

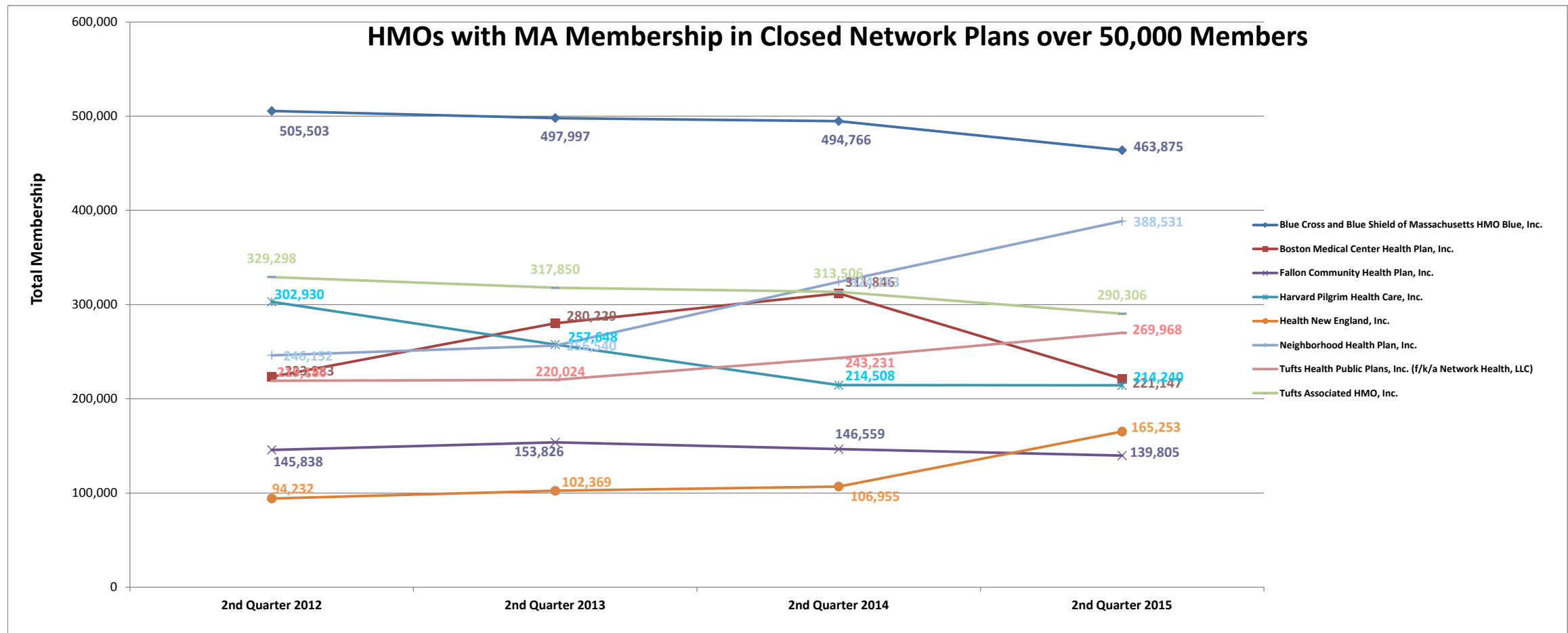
¹ Information reported by HMOs as of the end of the second quarter of 2015 based upon the Massachusetts Division of Insurance's "Guidelines for Reporting Membership & Utilization Statistics - Version 6.1" that instructs HMOs to exclude members for whom the HMO did not bear any financial risk.

² Effective September 1, 2010, Aetna Health Inc. ceased offering small group health plans in Massachusetts and began nonrenewing all small group health business as of April 1, 2011.

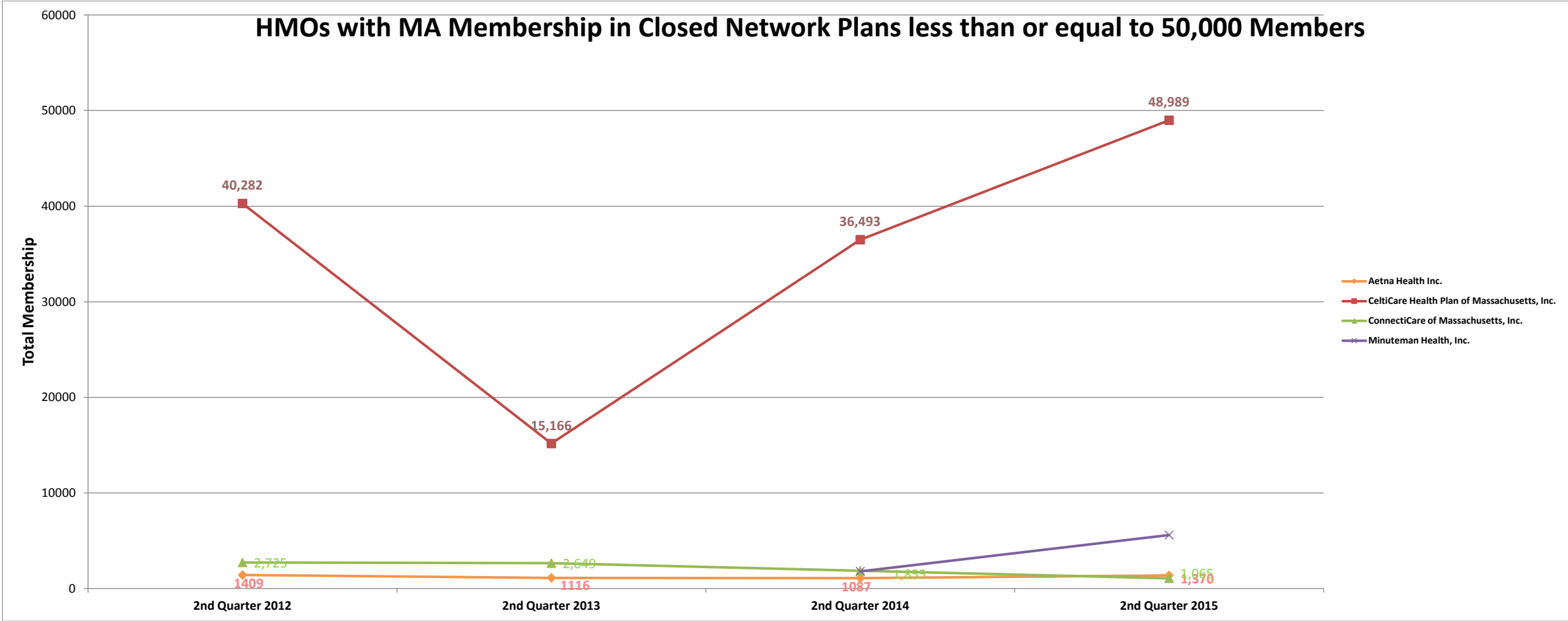
³ Membership in plans offered by Minuteman Health, Inc. began January 1, 2014

⁴ Doing business as Tufts Associated Health Plan ("TAHMO") and as Tufts Health Plan (THP).

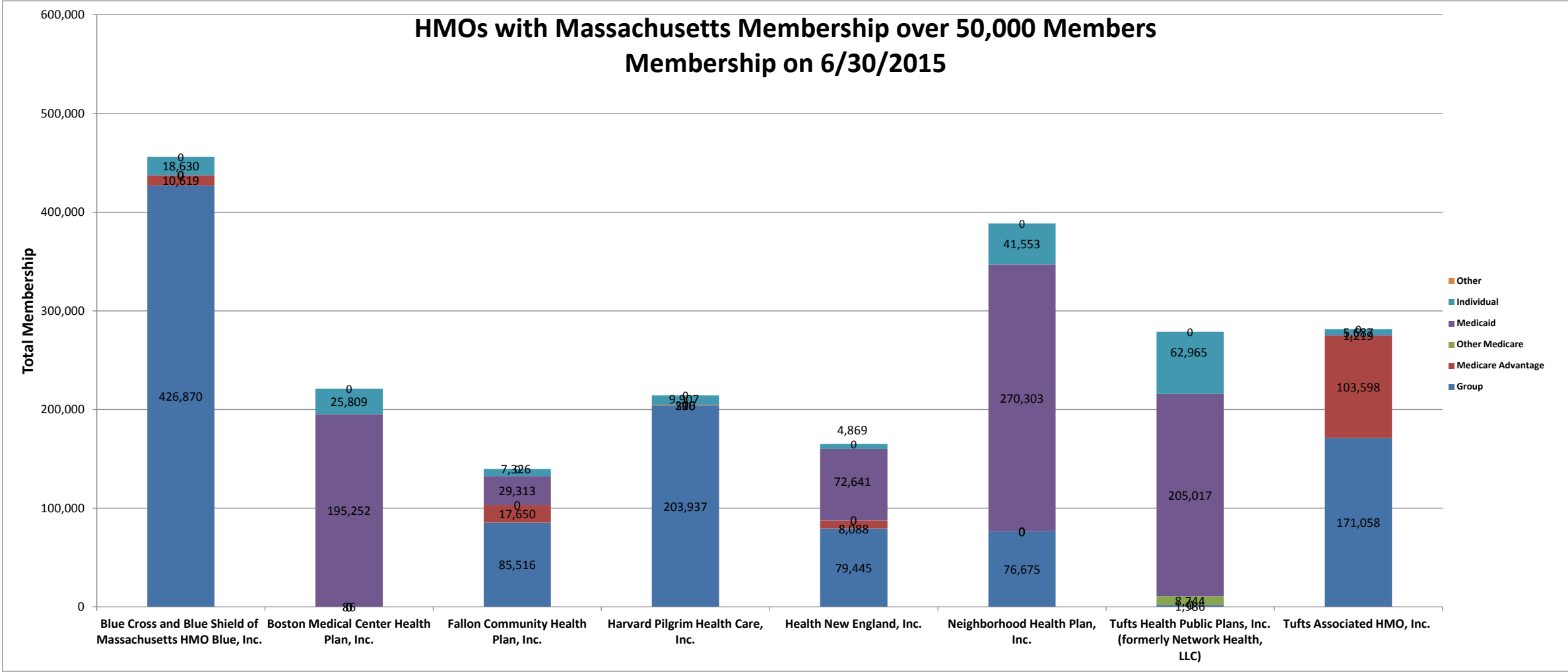
COMPARISON OF 2ND QUARTER MEMBERSHIP TO LAST THREE 2ND QUARTERS

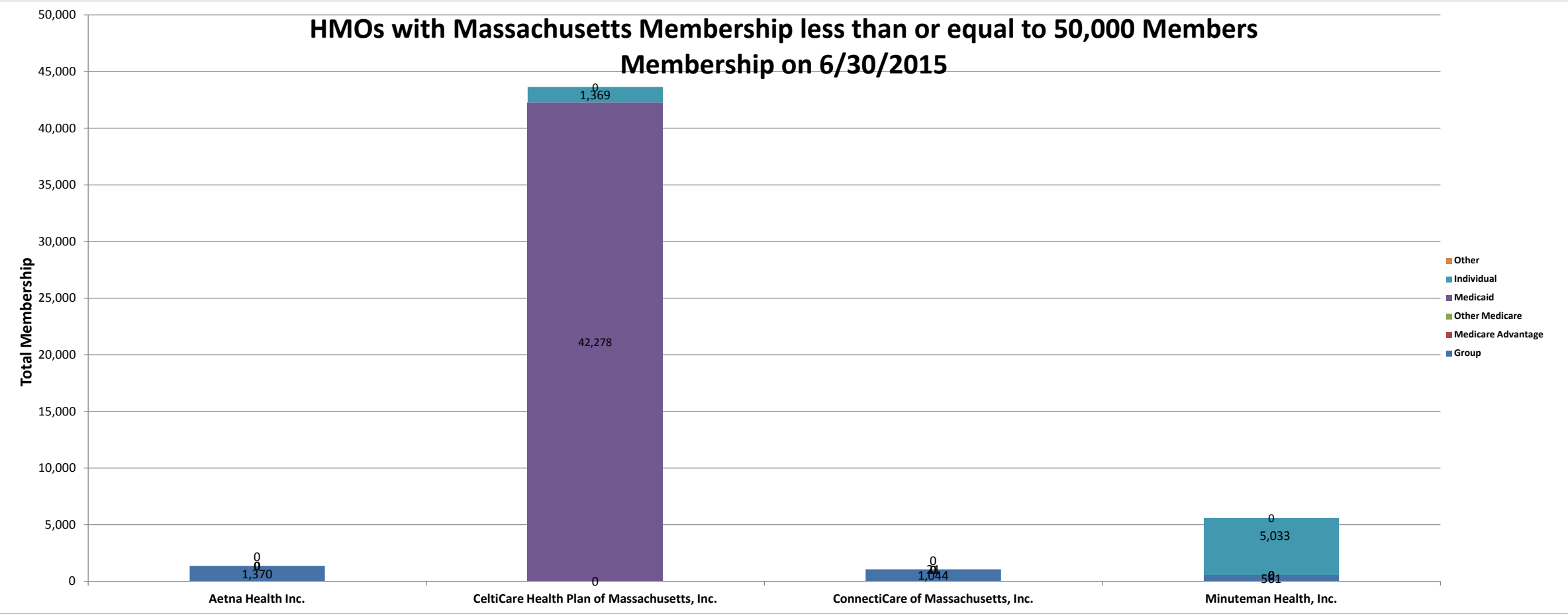


COMPARISON OF 2ND QUARTER MEMBERSHIP TO LAST THREE 2ND QUARTERS¹



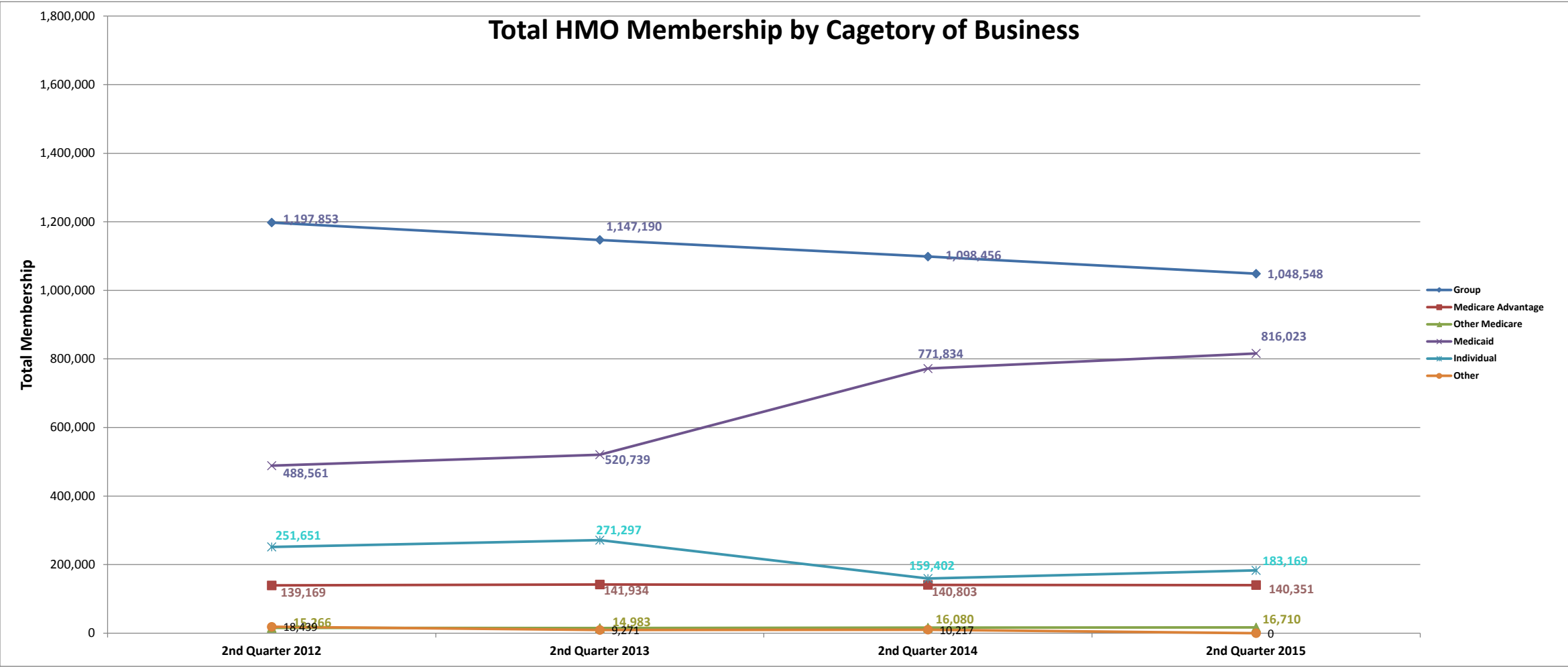
¹ Membership in plans offered by Minuteman Health, Inc. began January 1, 2014



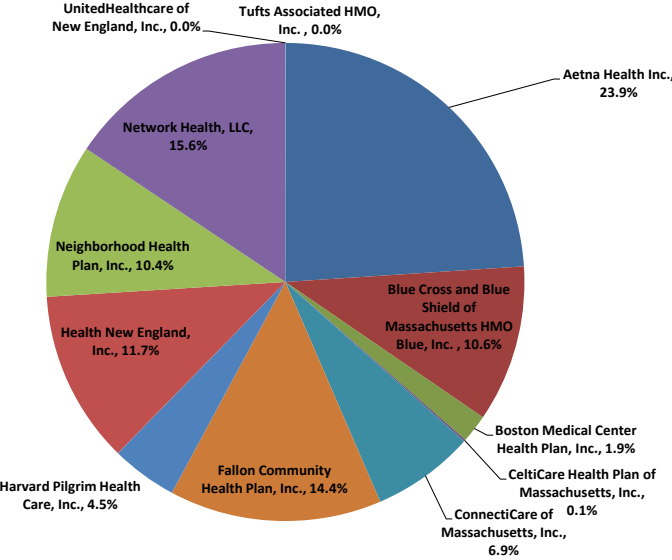


¹ Membership in plans offered by Minuteman Health, Inc. began January 1, 2014

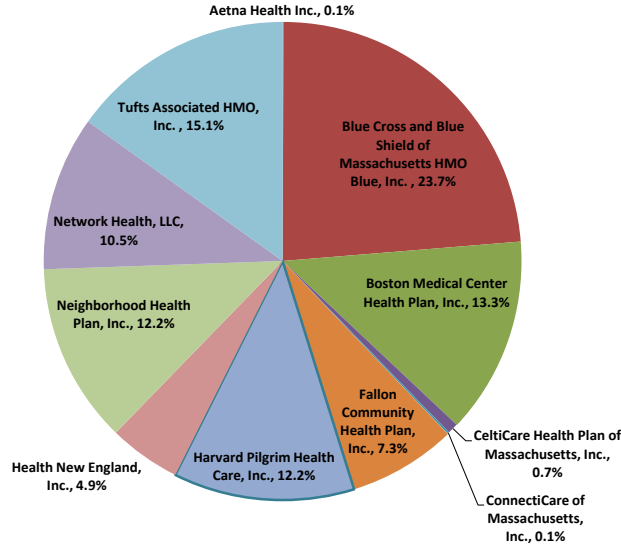
COMPARISON OF 2ND QUARTER MEMBERSHIP TO LAST THREE 2ND QUARTERS



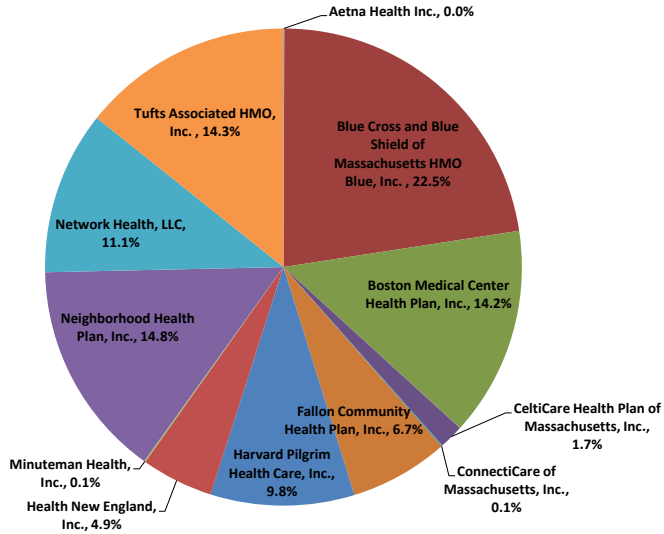
2nd Quarter 2012 Share of Massachusetts HMO Market



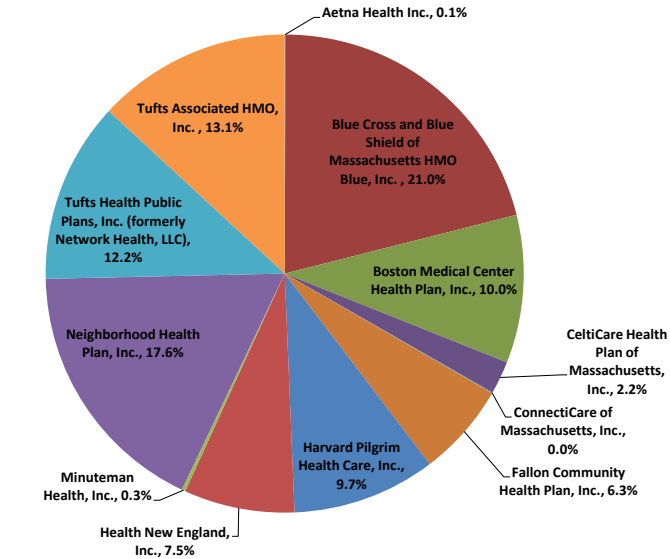
2nd Quarter 2013 Share of Massachusetts HMO Market



2nd Quarter 2014 Share of Massachusetts HMO Market



2nd Quarter 2015 Share of Massachusetts HMO Market



¹Membership charts reflect those persons enrolled only in closed network plans; so-called "dual certificate option" plan (POS) members and insured preferred provider plan members are not included in this report.

²UnitedHealthcare of New England, Inc. began non-renewing plans January 1, 2012 and had no remaining membership as of January 1, 2013.

³Membership in plans offered by Minuteman Health, Inc. began January 1, 2014