

Massachusetts Division of Insurance
Quarterly Report of Health Maintenance Organization Membership in Closed Network Health Plans
as of June 30, 2016¹

Closed Network

COMPARISON OF 1st QUARTER MEMBERSHIP TO THOSE OF PRIOR THREE QUARTERS	3rd Quarter 2015 Members at End of Quarter	4th Quarter 2015 Members at End of Quarter	1st Quarter 2016 Members at End of Quarter	2nd Quarter 2016 Members at End of Quarter	Member Change 1st Qtr. 16 to 2nd Qtr. 16	Percent Change 1st Qtr. 16 to 2nd Qtr. 16	2nd Quarter 2016 Share of Massachusetts Closed Network Market
Aetna Health Inc. ²	1,710	2,926	2,725	2,783	58	2.1%	0.1%
Blue Cross and Blue Shield of Massachusetts HMO Blue, Inc.	464,367	456,568	447,122	445,198	(1,924)	-0.4%	19.8%
Boston Medical Center Health Plan, Inc.	221,556	220,767	222,477	225,332	2,855	1.3%	10.0%
CeltiCare Health Plan of Massachusetts, Inc.	53,028	45,492	42,322	37,113	(5,209)	-12.3%	1.7%
ConnectiCare of Massachusetts, Inc.	1,031	957	778	725	(53)	-6.8%	0.0%
Fallon Community Health Plan, Inc.	138,462	135,808	129,763	128,018	(1,745)	-1.3%	5.7%
Harvard Pilgrim Health Care, Inc.	211,055	211,241	210,707	202,235	(8,472)	-4.0%	9.0%
Health New England, Inc.	170,648	172,405	157,751	158,518	767	0.5%	7.1%
Minuteman Health, Inc. ³	5,829	5,509	6,124	6,402	278	4.5%	0.3%
Neighborhood Health Plan, Inc.	408,915	419,657	432,991	447,646	14,655	3.4%	19.9%
Tufts Health Public Plans, Inc. (formerly Network Health, LLC)	279,579	284,179	301,239	312,129	10,890	3.6%	13.9%
Tufts Associated HMO, Inc. ⁴	288,242	287,486	274,615	278,361	3,746	1.4%	12.4%
Totals	2,244,422	2,242,995	2,228,614	2,244,460	15,846	0.7%	100.0%

PPO

COMPARISON OF 1st QUARTER MEMBERSHIP TO THOSE OF PRIOR THREE QUARTERS	3rd Quarter 2015 Members at End of Quarter	4th Quarter 2015 Members at End of Quarter	1st Quarter 2016 Members at End of Quarter	2nd Quarter 2016 Members at End of Quarter	Member Change 1st Qtr. 16 to 2nd Qtr. 16	Percent Change 1st Qtr. 16 to 2nd Qtr. 16	2nd Quarter 2016 Share of Massachusetts PPO Market
Aetna Health Inc. ²	76	48	39	35	(4)	-10.3%	0.0%
Blue Cross and Blue Shield of Massachusetts HMO Blue, Inc.	154,358	156,727	164,092	167,123	3,031	1.8%	84.3%
Boston Medical Center Health Plan, Inc.	0	0	0	0	0	0.0%	0.0%
CeltiCare Health Plan of Massachusetts, Inc.	0	0	0	0	0	0.0%	0.0%
ConnectiCare of Massachusetts, Inc.	158	160	94	93	(1)	-1.1%	0.0%
Fallon Community Health Plan, Inc.	13	13	11	11	0	0.0%	0.0%
Harvard Pilgrim Health Care, Inc.	27,039	28,549	27,020	26,204	(816)	-3.0%	13.2%
Health New England, Inc.	2,825	2,837	2,628	2,685	57	2.2%	1.4%
Minuteman Health, Inc. ³	127	122	450	600	150	33.3%	0.3%
Neighborhood Health Plan, Inc.	117	185	231	245	14	6.1%	0.1%
Tufts Health Public Plans, Inc. (formerly Network Health, LLC)	0	0	0	0	0	0.0%	0.0%
Tufts Associated HMO, Inc. ⁴	1,170	1,189	1,244	1,292	48	3.9%	0.7%
Totals	185,883	189,830	195,809	198,288	2,479	1.3%	100.0%

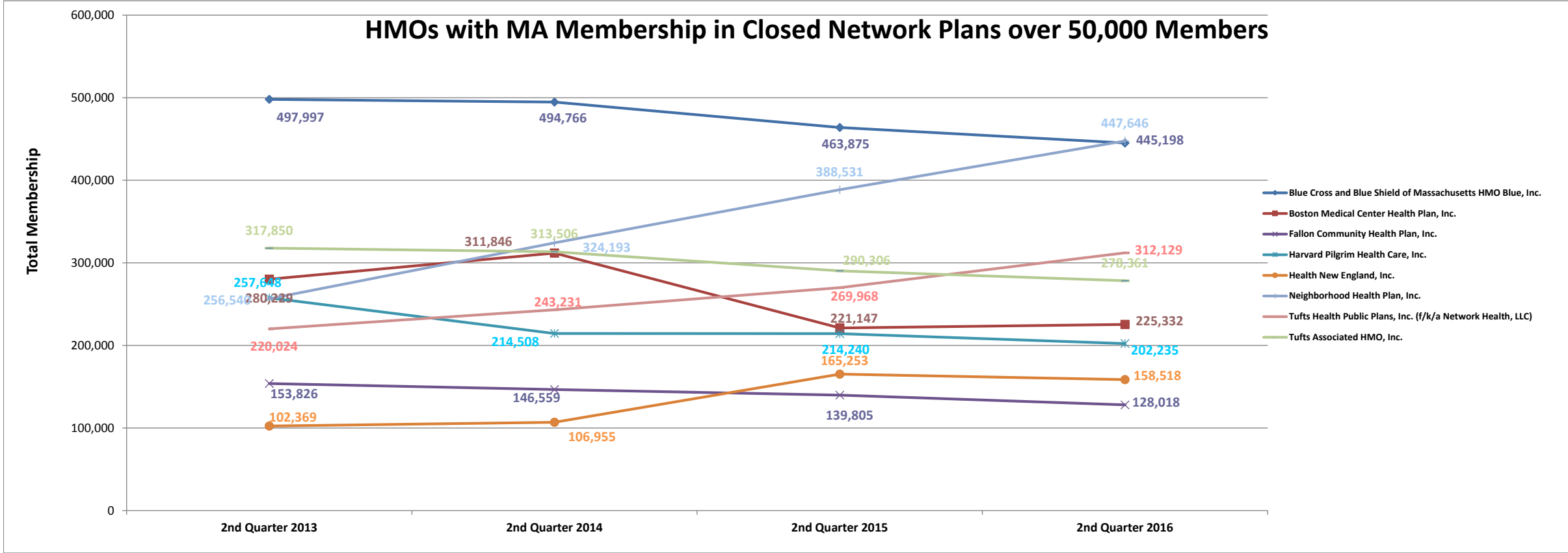
¹ Information reported by HMOs as of the end of the Second quarter of 2016 based upon the Massachusetts Division of Insurance's "Guidelines for Reporting Membership & Utilization Statistics - Version 6.1" that instructs HMOs to exclude members for whom the HMO did not bear any financial risk.

² Effective September 1, 2010, Aetna Health Inc. ceased offering small group health plans in Massachusetts and began nonrenewing all small group health business as of April 1, 2011.

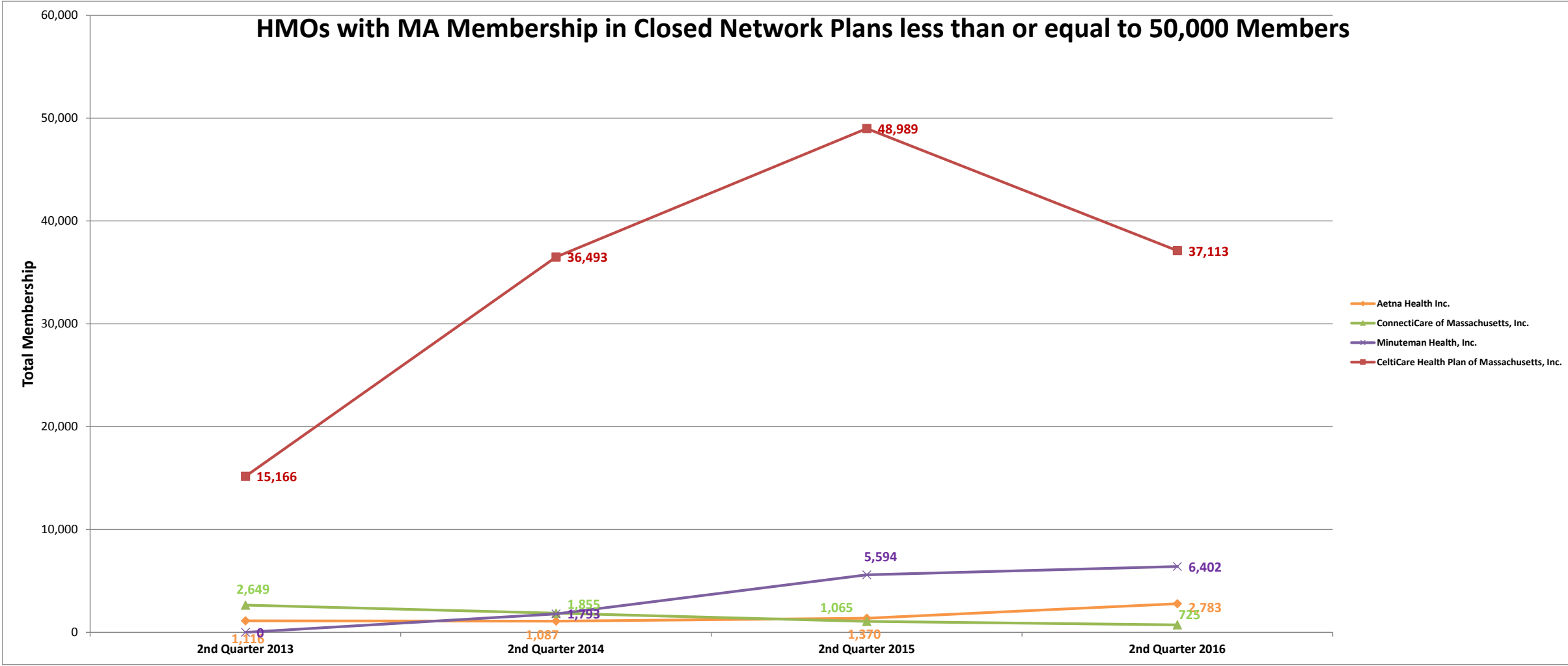
³ Membership in plans offered by Minuteman Health, Inc. began January 1, 2014

⁴ Doing business as Tufts Associated Health Plan ("TAHMO") and as Tufts Health Plan (THP").

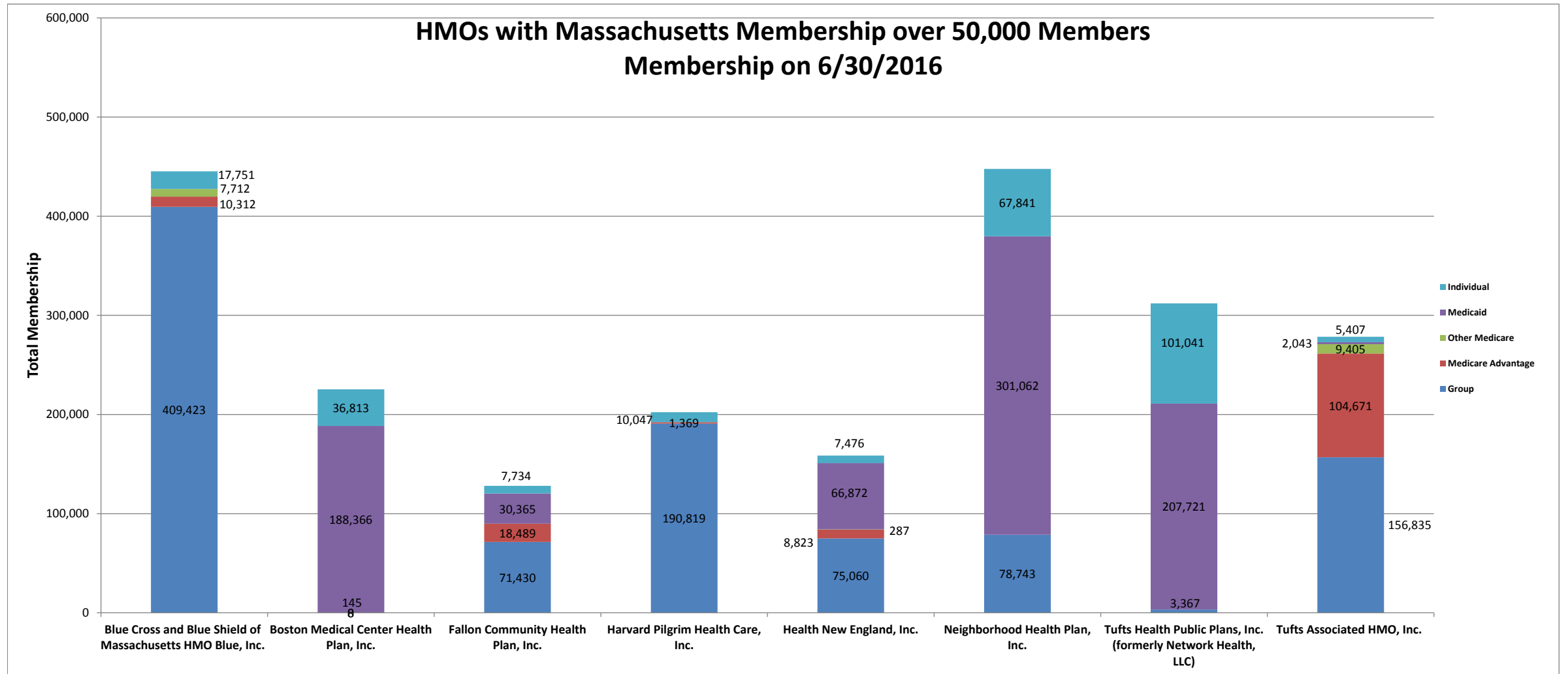
COMPARISON OF 2ND QUARTER MEMBERSHIP TO LAST THREE 2ND QUARTERS

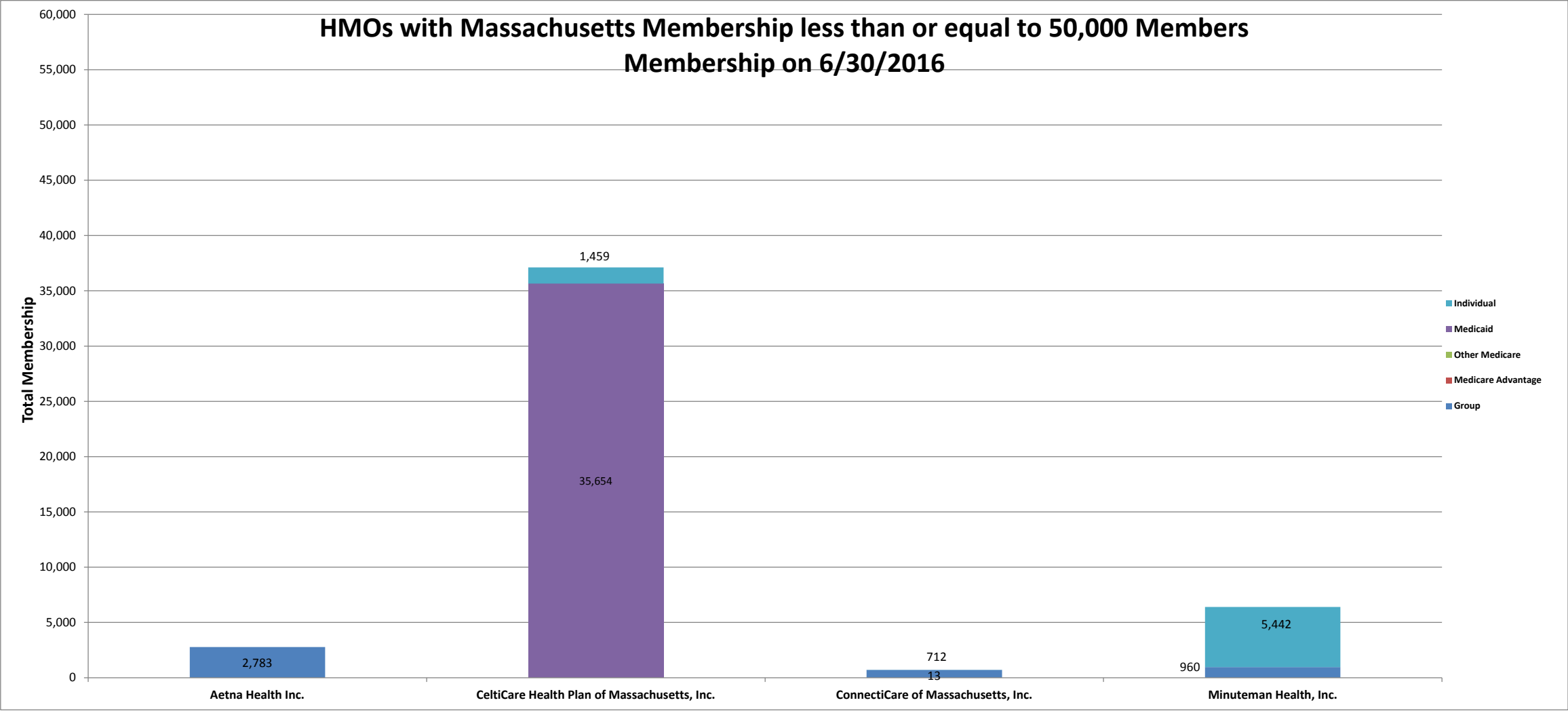


COMPARISON OF 2ND QUARTER MEMBERSHIP TO LAST THREE 2ND QUARTERS¹



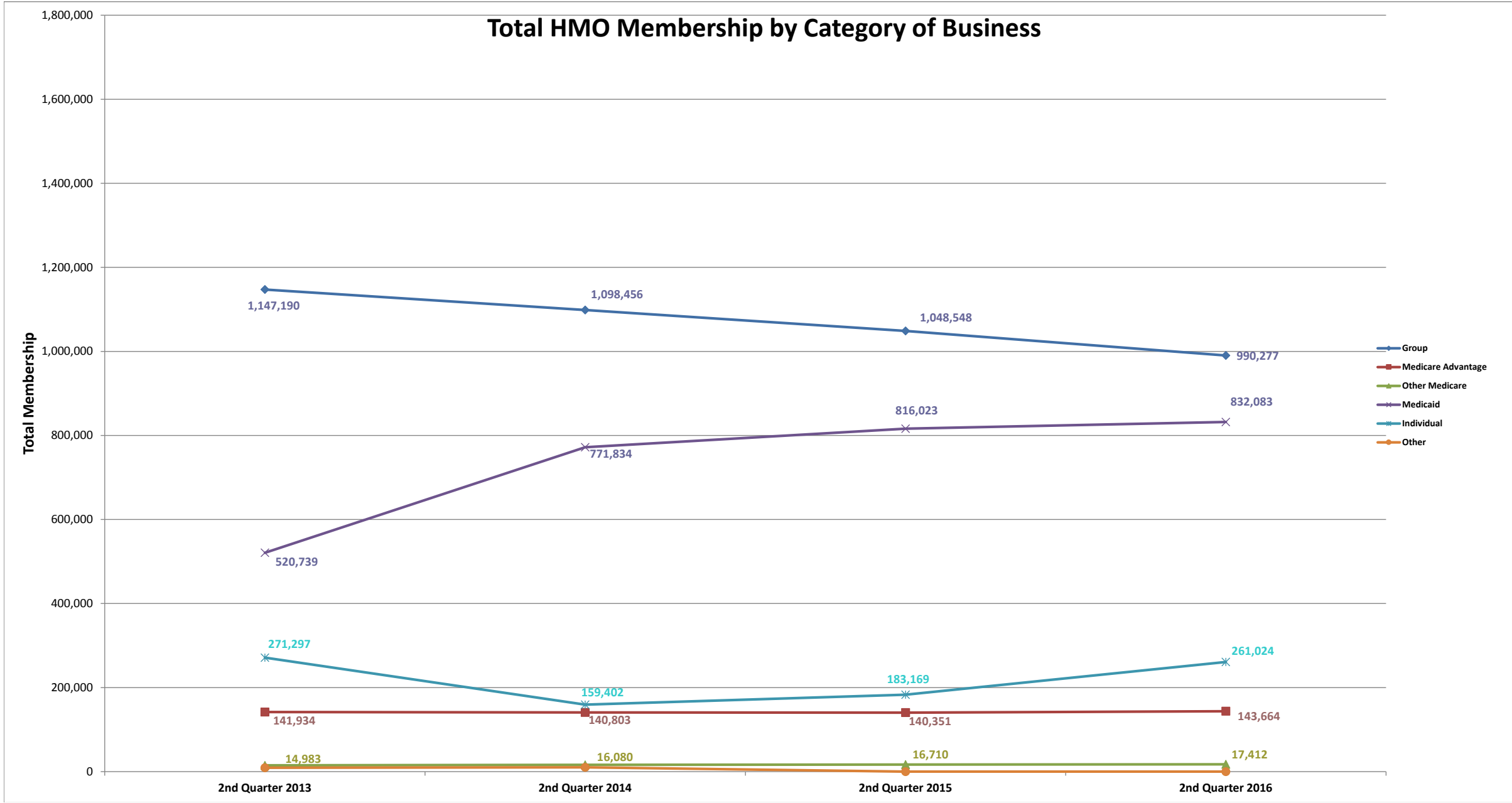
¹ Membership in plans offered by Minuteman Health, Inc. began January 1, 2014



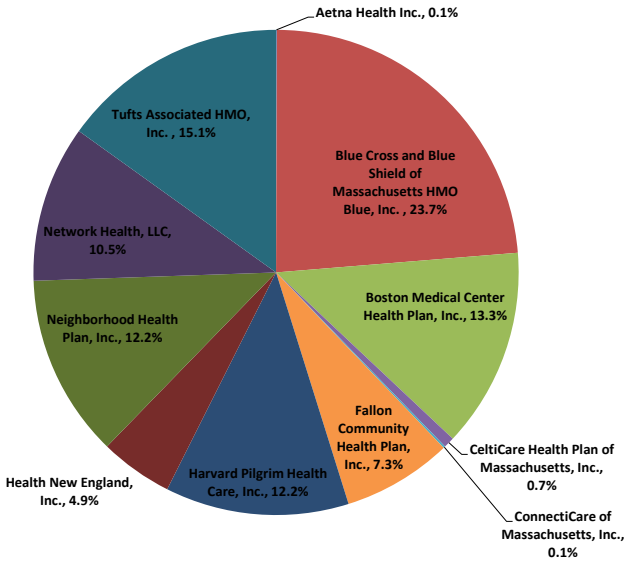


¹ Membership in plans offered by Minuteman Health, Inc. began January 1, 2014

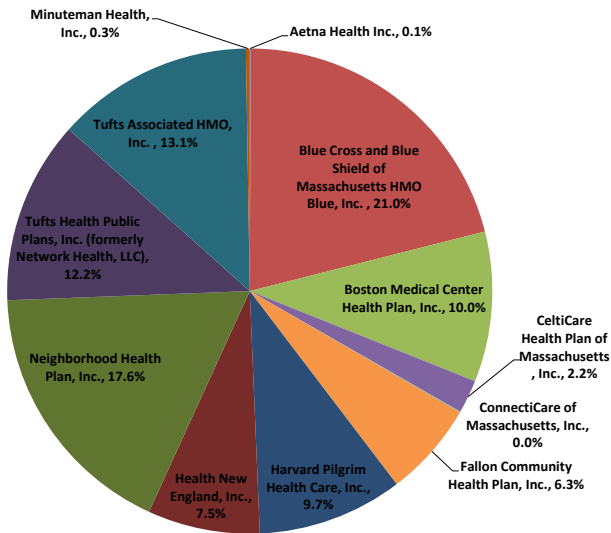
COMPARISON OF 2ND QUARTER MEMBERSHIP TO LAST THREE 2ND QUARTERS



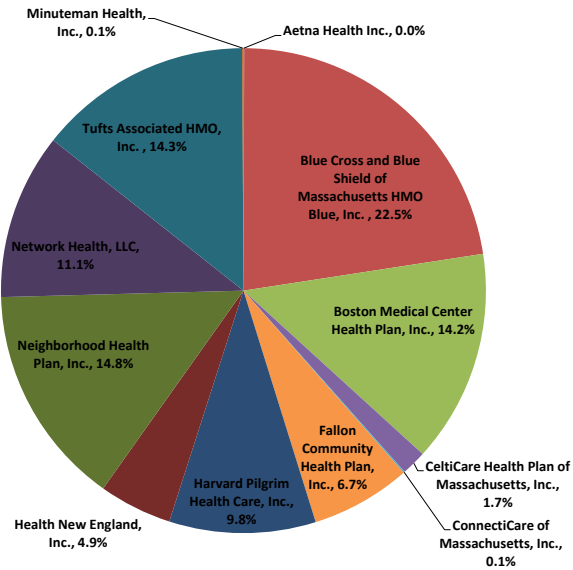
2nd Quarter 2013 Share of Massachusetts HMO Market



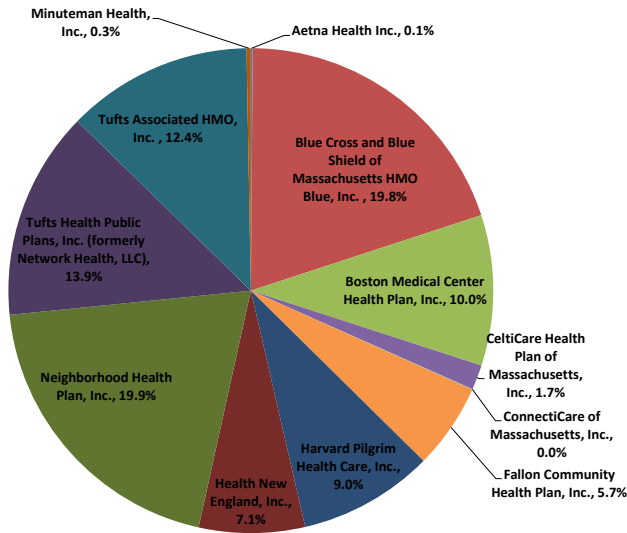
2nd Quarter 2015 Share of Massachusetts HMO Market



2nd Quarter 2014 Share of Massachusetts HMO Market



2nd Quarter 2016 Share of Massachusetts HMO Market



¹Membership charts reflect those persons enrolled only in closed network plans; so-called "dual certificate option" plan (POS) members and insured preferred provider plan members are not included in this report.

²Membership in plans offered by Minuteman Health, Inc. began January 1, 2014