

Massachusetts Division of Insurance  
Quarterly Report of Health Maintenance Organization Membership in  
Insured and Government Health Plans as of May 31, 2022<sup>1,2</sup>

MEMBERSHIP TRENDS

Closed Network

COMPARISON OF 1st QUARTER MEMBERSHIP TO THOSE OF PRIOR THREE QUARTERS	3rd Quarter 2021 Members at End of Quarter	4th Quarter 2021 Members at End of Quarter	1st Quarter 2022 Members at End of Quarter	2nd Quarter 2022 Members at End of Quarter	Member Change from 1st Qtr. 2022 to 2nd Qtr. 2022	Percent Change from 1st Qtr. 2022 to 2nd Qtr. 2022	2nd Quarter 2022 Share of Massachusetts Closed Network Market
Aetna Health, Inc. (a Pennsylvania corporation)	1,571	1,571	1,519	1,473	(46)	-3.03%	0.08%
Aetna Health, Inc. (a Connecticut corporation)	0	0	956	945	(11)	-1.15%	0.05%
AllWays Health Partners, Inc. <sup>3</sup>	119,039	119,004	119,769	119,401	(368)	-0.31%	6.21%
Blue Cross and Blue Shield of Massachusetts HMO Blue, Inc.	341,677	336,004	325,307	323,379	(1,928)	-0.59%	16.81%
Boston Medical Center Health Plan, Inc. d/b/a Wellsense	342,455	343,664	343,135	344,523	1,388	0.40%	17.91%
Central Mass Health LLC d/b/a Mass Advantage <sup>4</sup>	0	0	807	866	59	7.31%	0.05%
Commonwealth Care Alliance Massachusetts, LLC. <sup>4</sup>	0	0	456	491	35	7.68%	0.03%
ConnectiCare of Massachusetts, Inc.	148	118	93	93	0	0.00%	0.00%
eternalHealth, Inc. <sup>4</sup>	0	0	3	7	4	133.33%	0.00%
Fallon Community Health Plan, Inc.	171,220	169,642	160,499	156,396	(4,103)	-2.56%	8.13%
Harvard Pilgrim Health Care, Inc.	125,174	124,718	112,341	112,525	184	0.16%	5.85%
Health New England, Inc.	116,309	117,361	116,942	117,523	581	0.50%	6.11%
Humana Wisconsin Health Organization Insurance Corporation <sup>4</sup>	0	0	0	0	0	0.00%	0.00%
Molina Healthcare of Wisconsin, Inc. d/b/a Senior Whole Health <sup>4</sup>	0	0	219	242	23	10.50%	0.01%
Tufts Associated HMO, Inc.	244,926	243,530	248,710	247,136	(1,574)	-0.63%	12.84%
Tufts Health Public Plans, Inc. (formerly Network Health, LLC)	488,304	488,823	480,402	479,182	(1,220)	-0.25%	24.90%
UnitedHealthcare of Wisconsin, Inc.	0	0	12,772	12,562	(210)	-1.64%	0.65%
WellCare Health Plans of Massachusetts, Inc. <sup>4</sup>	0	0	6,555	7,347	792	12.08%	0.38%
Totals	1,950,823	1,944,435	1,908,717	1,924,091	(6,394)	-0.33%	100.0%

<sup>1</sup> Information reported by HMOs as of the end of the third quarter of 2022 is based upon the Massachusetts Division of Insurance's "Guidelines for Reporting Membership & Utilization Statistics - Version 6.1" that instructs HMOs to exclude members for whom the HMO did not bear any financial risk.

<sup>2</sup> Starting with the first quarter of 2017, carriers no longer submit data for this report directly to the Division. Instead, the data shown in this report was produced by the Center for Health Information and Analysis using data submissions by the HMOs to the All-Payer Claims Database.

<sup>3</sup> Always Health Partners, Inc. has notified the Division that it will be changing its name to Mass General Brigham Health Plan, Inc. as of January 1, 2023.

<sup>4</sup> Central Mass Health, LLC d/b/a Mass Advantage, Commonwealth Care Alliance Massachusetts, LLC., eternalHealth, Inc.,UnitedHealthcare of Wisconsin, Inc., WellCare Health Plans of Massachusetts, Inc entered the Massachusetts market effective January 1st, 2022.

Massachusetts Division of Insurance  
Quarterly Report of Health Maintenance Organization Membership in  
Insured and Government Health Plans as of May 31, 2022<sup>1,2</sup>

MEMBERSHIP TRENDS

Preferred Network

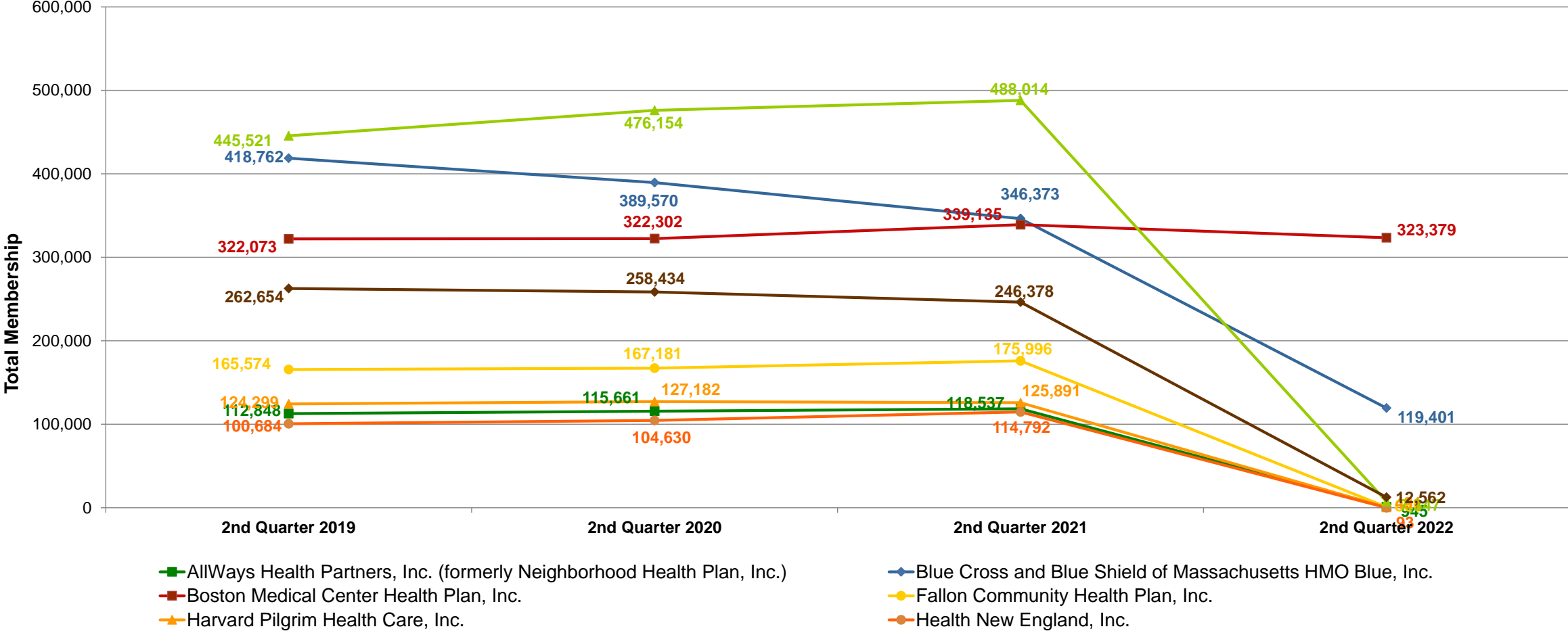
COMPARISON OF 1st QUARTER MEMBERSHIP TO THOSE OF PRIOR THREE QUARTERS	3rd Quarter 2021 Members at End of Quarter	4th Quarter 2021 Members at End of Quarter	1st Quarter 2022 Members at End of Quarter	2nd Quarter 2022 Members at End of Quarter	Member Change 1st Qtr. 2022 to 2nd Qtr. 2022	Percent Change 1st Qtr. 2022 to 2nd Qtr. 2022	2nd Quarter 2022 Share of Massachusetts PPO Market
Aetna Health, Inc. (a Pennsylvania corporation)	0	0	29,891	0	(29,891)	-100.00%	0.00%
AllWays Health Partners, Inc. (formerly Neighborhood Health Plan, Inc.)	959	941	969	1,180	211	21.78%	0.52%
Blue Cross and Blue Shield of Massachusetts HMO Blue, Inc.	196,116	198,362	194,308	197,100	2,792	1.44%	87.37%
ConnectiCare of Massachusetts, Inc.	0	22	49	48	(1)	-2.04%	0.02%
Harvard Pilgrim Health Care, Inc.	20,234	19,850	18,981	19,182	201	1.06%	8.50%
Health New England, Inc.	5,994	6,314	7,868	7,917	49	0.62%	3.51%
Tufts Associated HMO, Inc.	229	212	156	159	3	1.92%	0.07%
Totals	223,532	225,701	252,222	225,586	(26,636)	-10.56%	100.00%

<sup>1</sup> Information reported by HMOs as of the end of the third quarter of 2022 is based upon the Massachusetts Division of Insurance's "Guidelines for Reporting Membership & Utilization Statistics - Version 6.1" that instructs HMOs to exclude members for whom the HMO did not bear any financial risk.

<sup>2</sup> Starting with the first quarter of 2017, carriers no longer submit data for this report directly to the Division. Instead, the data shown in this report was produced by the Center for Health Information and Analysis using data submissions by the HMOs to the All-Payer Claims Database.

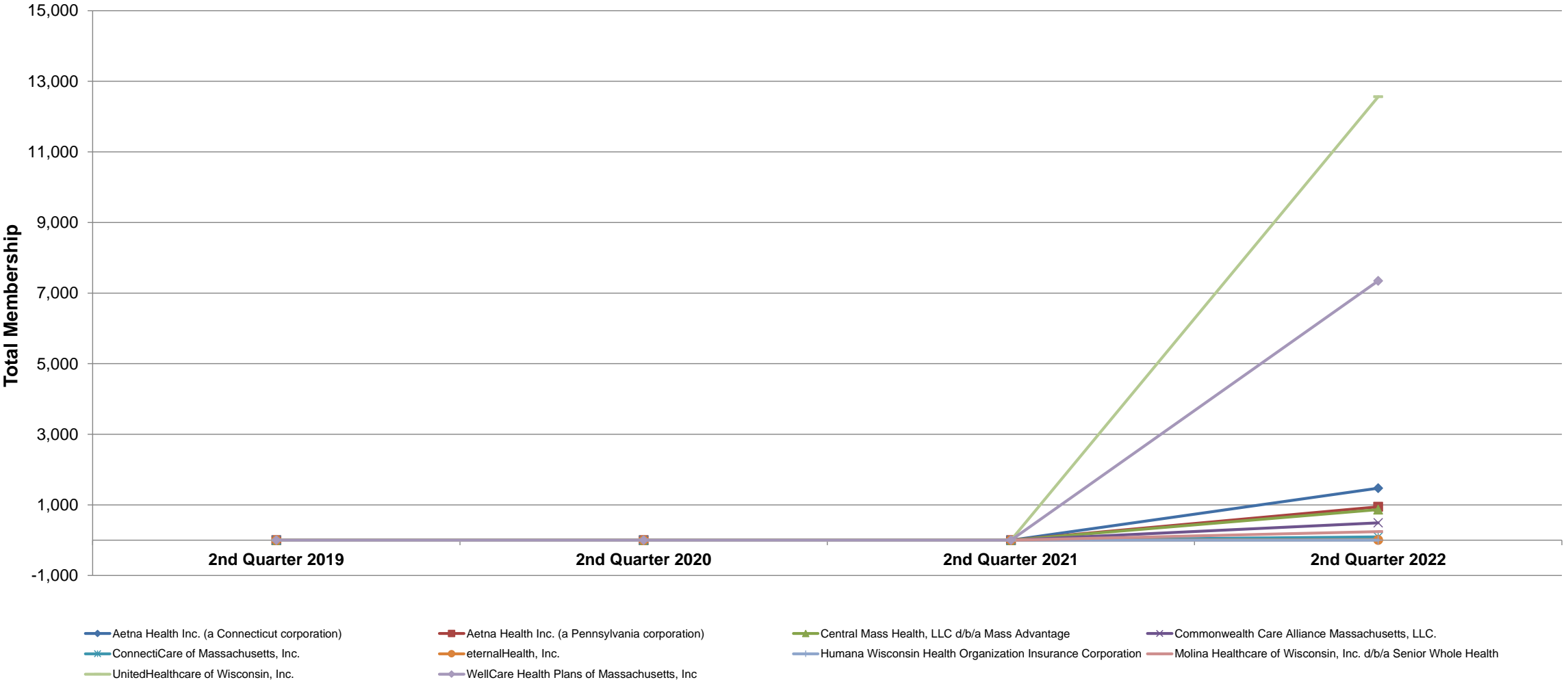
MEMBERSHIP TRENDS

HMOs with MA Membership in Closed Network Plans over 50,000 Members on 05/31/2022



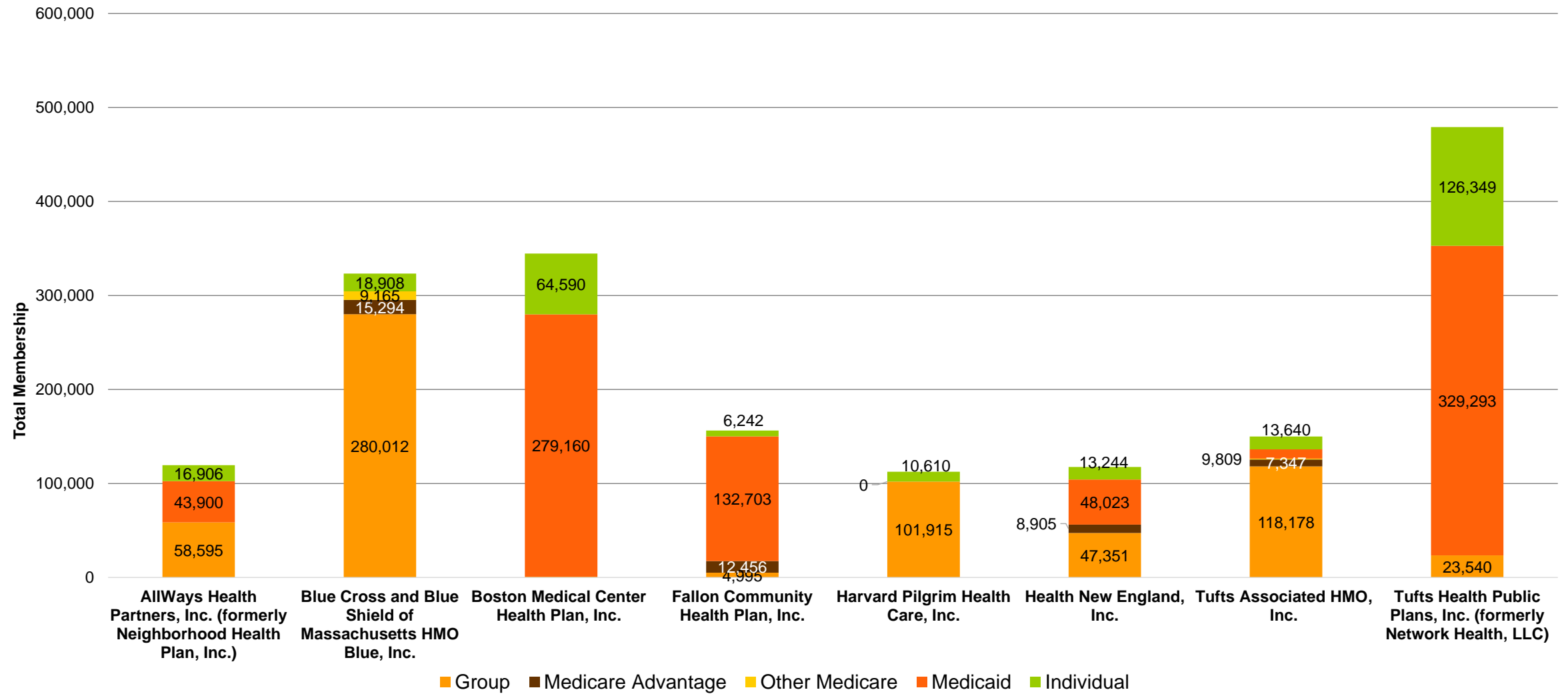
MEMBERSHIP TRENDS

HMOs with MA Membership in Closed Network Plans less than 50,000 Members on 05/31/2022



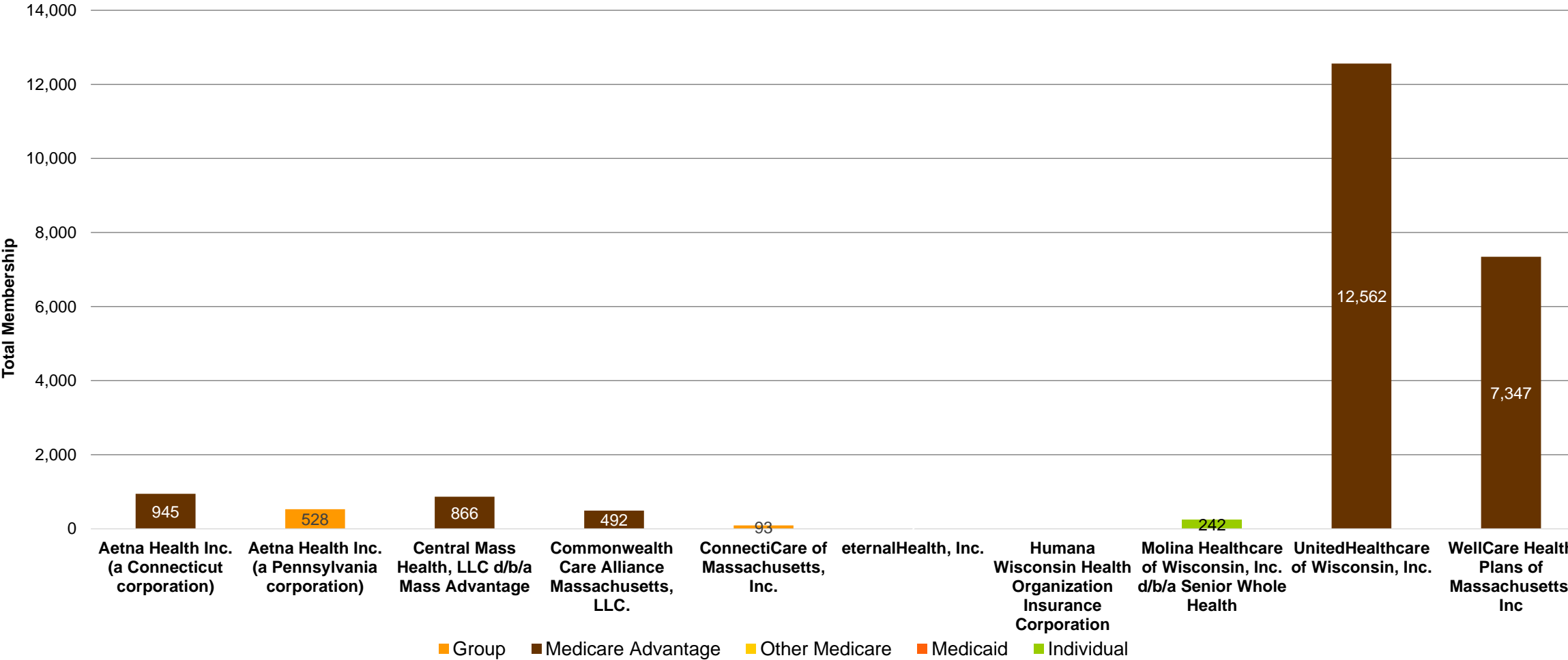
MEMBERSHIP TRENDS

## HMOs with Massachusetts Membership over 50,00 Members on 05/31/2022



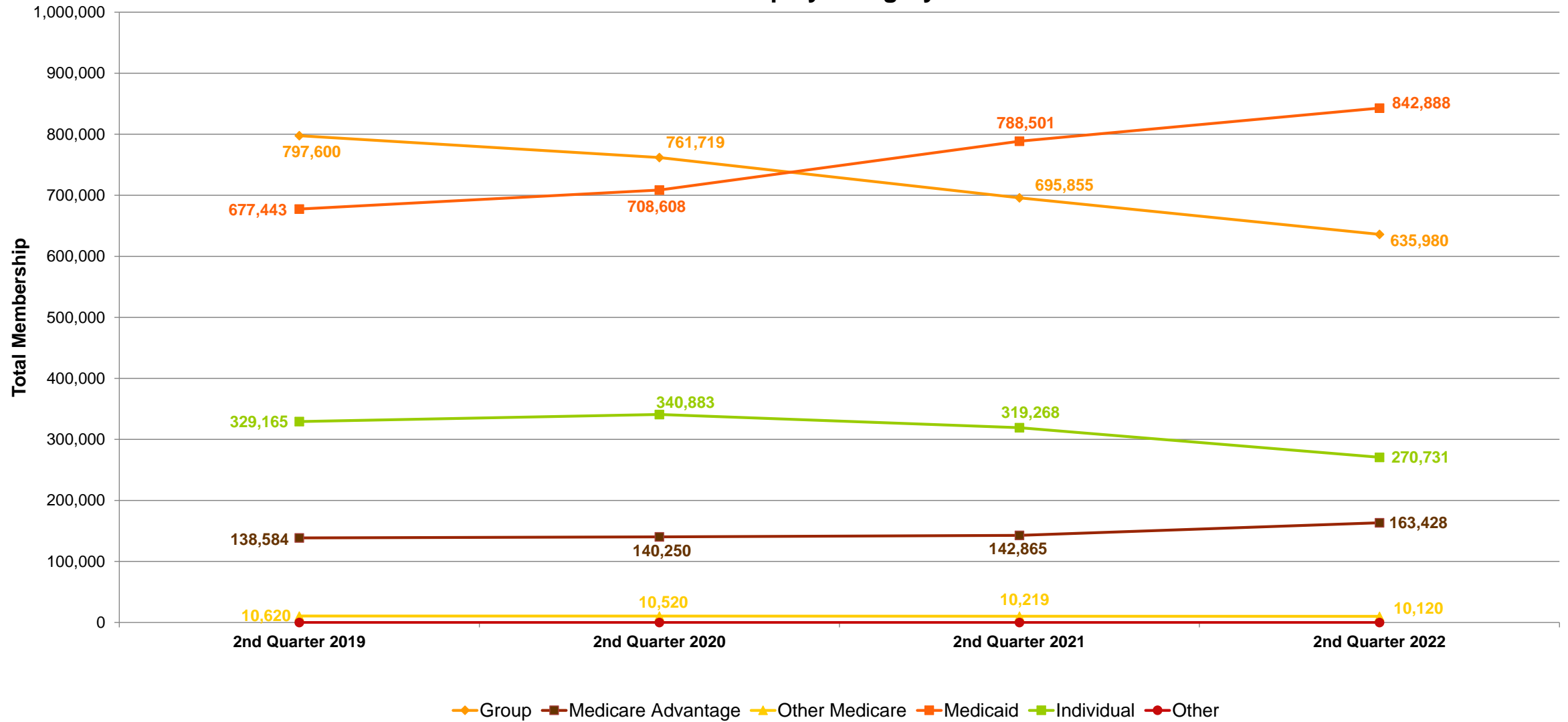
MEMBERSHIP TRENDS

HMOs with Massachusetts Membership less than 50,000 Members as of 05/31/2022

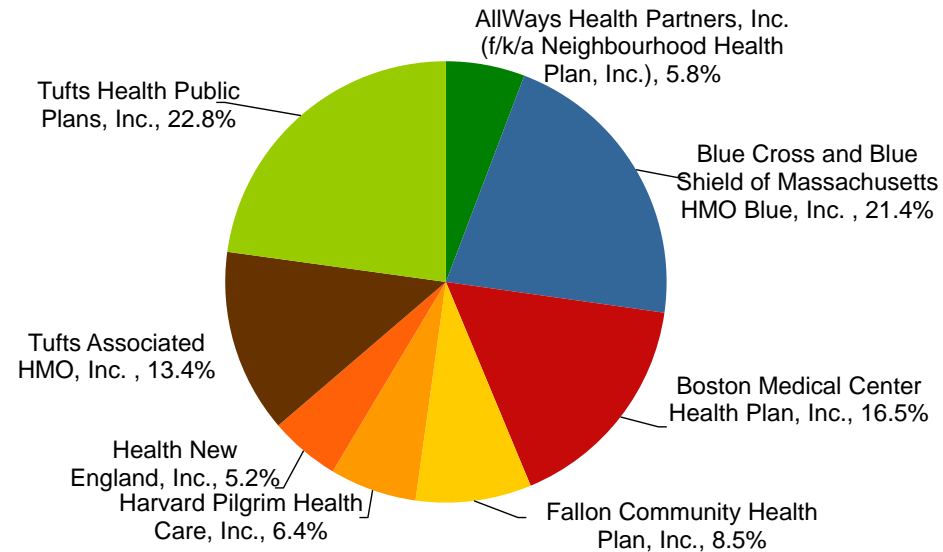


MEMBERSHIP TRENDS

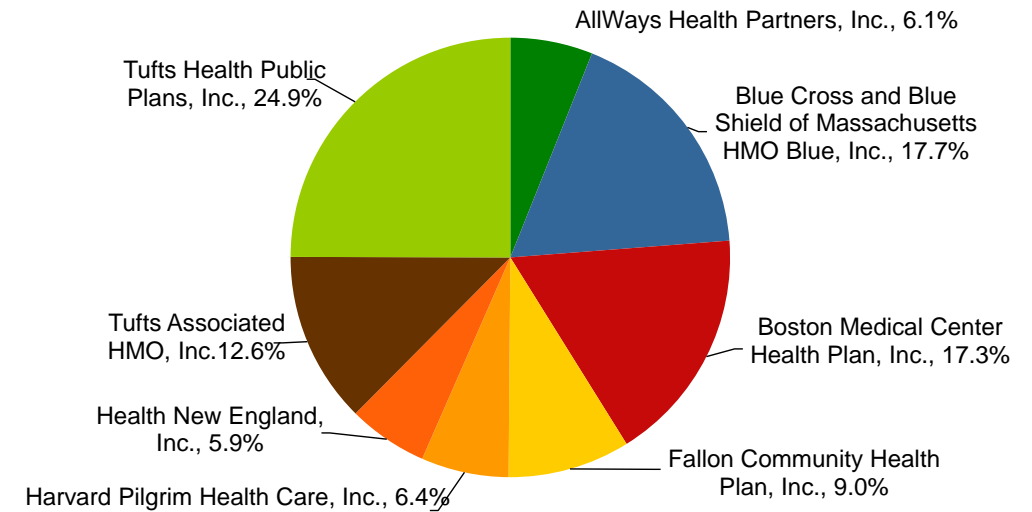
Total HMO Membership by Category of Business



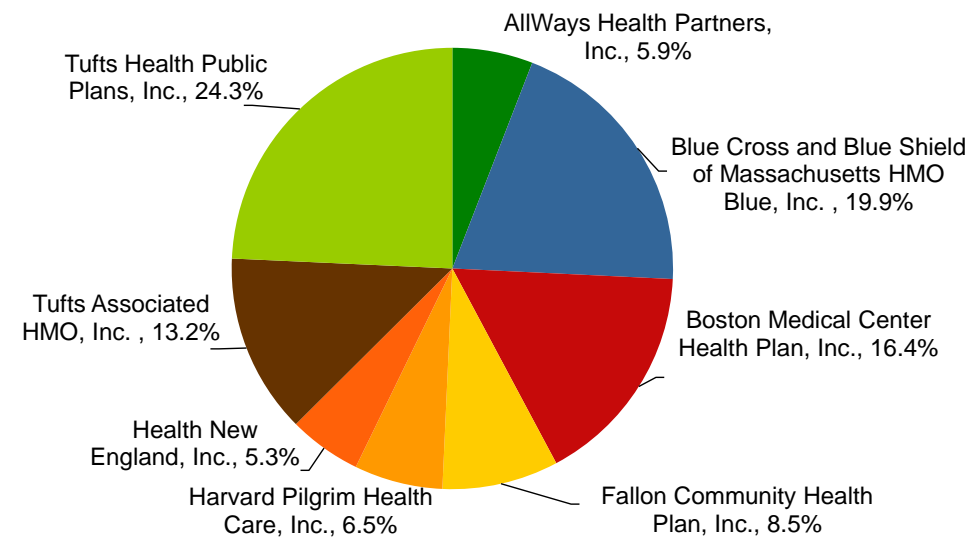
**2nd Quarter 2019 Share of Massachusetts HMO Market**



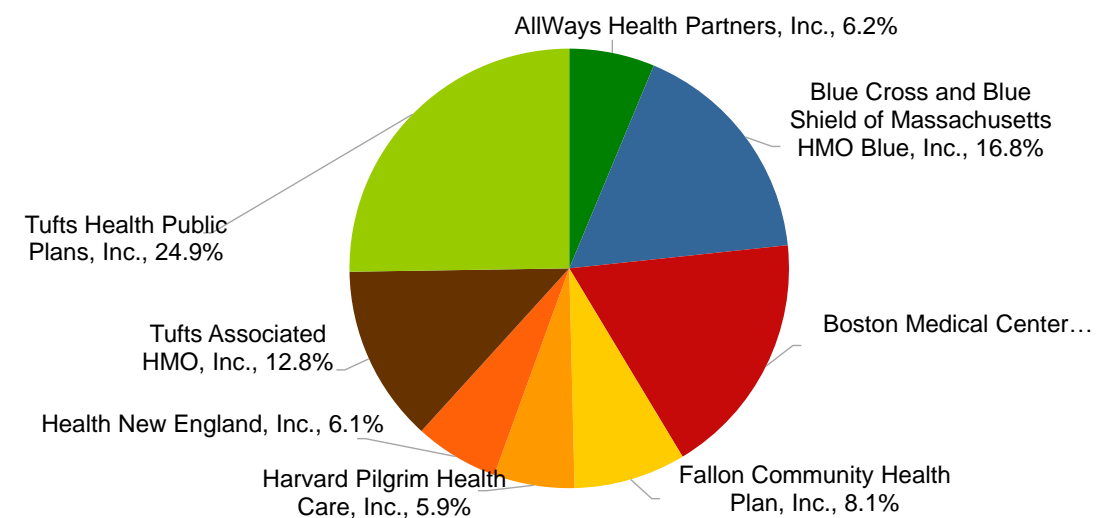
**2nd Quarter 2021 Share of Massachusetts HMO Market**



**2nd Quarter 2020 Share of Massachusetts HMO Market**



**2nd Quarter 2022 Share of Massachusetts HMO Market**



<sup>1</sup>Membership charts reflect those persons enrolled only in closed network plans; so-called "dual certificate option" plan (POS) members and insured preferred provider plan members are not included in this report.