

Massachusetts Division of Insurance  
Quarterly Report of Health Maintenance Organization Membership in  
Insured and Government Health Plans as of May 31, 2023<sup>1,2</sup>

MEMBERSHIP TRENDS

Closed Network

COMPARISON OF 2nd QUARTER MEMBERSHIP TO THOSE OF PRIOR THREE QUARTERS	3rd Quarter 2022 Members at End of Quarter	4th Quarter 2022 Members at End of Quarter	1st Quarter 2023 Members at End of Quarter	2nd Quarter 2023 Members at End of Quarter	Member Change from 1st Qtr. 2023 to 2nd Qtr. 2023	Percent Change from 1st Qtr. 2023 to 2nd Qtr. 2023	2nd Quarter 2023 Share of Massachusetts Closed Network Market
Aetna Health, Inc. (a Pennsylvania corporation)	945	949	0	0	0	0.00%	0.00%
Aetna Health, Inc. (a Connecticut corporation)	552	650	447	497	50	11.19%	0.02%
Blue Cross and Blue Shield of Massachusetts HMO Blue, Inc.	315,482	310,976	306,059	306,419	360	0.12%	14.49%
Boston Medical Center Health Plan, Inc. d/b/a Wellsense	347,144	349,371	343,326	658,485	315,159	91.80%	31.14%
Central Mass Health LLC d/b/a Mass Advantage <sup>4</sup>	919	965	1,811	1,857	46	2.54%	0.09%
Commonwealth Care Alliance Massachusetts, LLC. <sup>4</sup>	529	2,148	2,260	2,439	179	7.92%	0.12%
ConnectiCare of Massachusetts, Inc.	86	83	81	83	2	2.47%	0.00%
eternalHealth, Inc. <sup>4</sup>	7	7	172	171	(1)	-0.58%	0.01%
Fallon Community Health Plan, Inc.	152,382	153,957	153,147	137,749	(15,398)	-10.05%	6.51%
Harvard Pilgrim Health Care, Inc.	109,854	108,854	123,963	144,595	20,632	16.64%	6.84%
Health New England, Inc.	116,583	116,207	110,351	112,779	2,428	2.20%	5.33%
Humana Wisconsin Health Organization Insurance Corporation <sup>4</sup>	0	0	0	0	0	0.00%	0.00%
Mass General Brigham Health Plan, Inc.	119,050	119,412	116,032	236,728	120,696	104.02%	11.19%
Molina Healthcare of Wisconsin, Inc. d/b/a Senior Whole Health <sup>4</sup>	258	256	256	260	4	1.56%	0.01%
Tufts Associated HMO, Inc.	244,813	242,997	210,273	186,140	(24,133)	-11.48%	8.80%
Tufts Health Public Plans, Inc. (formerly Network Health, LLC)	484,772	487,183	492,030	299,118	(192,912)	-39.21%	14.15%
UnitedHealthcare of Wisconsin, Inc.	12,471	12,470	17,759	18,675	916	5.16%	0.88%
WellCare Health Plans of Massachusetts, Inc. <sup>4</sup>	8,051	8,154	8,543	8,615	72	0.84%	0.41%
Totals	1,913,898	1,914,639	1,886,510	2,114,610	228,100	12.09%	100.0%

<sup>1</sup> Information reported by HMOs as of the end of the third quarter of 2022 is based upon the Massachusetts Division of Insurance's "Guidelines for Reporting Membership & Utilization Statistics - Version 6.1" that instructs HMOs to exclude members for whom the HMO did not bear any financial risk.

<sup>2</sup> Starting with the first quarter of 2017, carriers no longer submit data for this report directly to the Division. Instead, the data shown in this report was produced by the Center for Health Information and Analysis using data submissions by the HMOs to the All-Payer Claims Database.

<sup>3</sup> Always Health Partners, Inc. has notified the Division that it will be changing its name to Mass General Brigham Health Plan, Inc. as of January 1, 2023.

<sup>4</sup> Central Mass Health, LLC d/b/a Mass Advantage, Commonwealth Care Alliance Massachusetts, LLC., eternalHealth, Inc.,UnitedHealthcare of Wisconsin, Inc., WellCare Health Plans of Massachusetts, Inc entered the Massachusetts market effective January 1st, 2022.

Massachusetts Division of Insurance  
Quarterly Report of Health Maintenance Organization Membership in  
Insured and Government Health Plans as of May 31, 2023<sup>1,2</sup>

MEMBERSHIP TRENDS

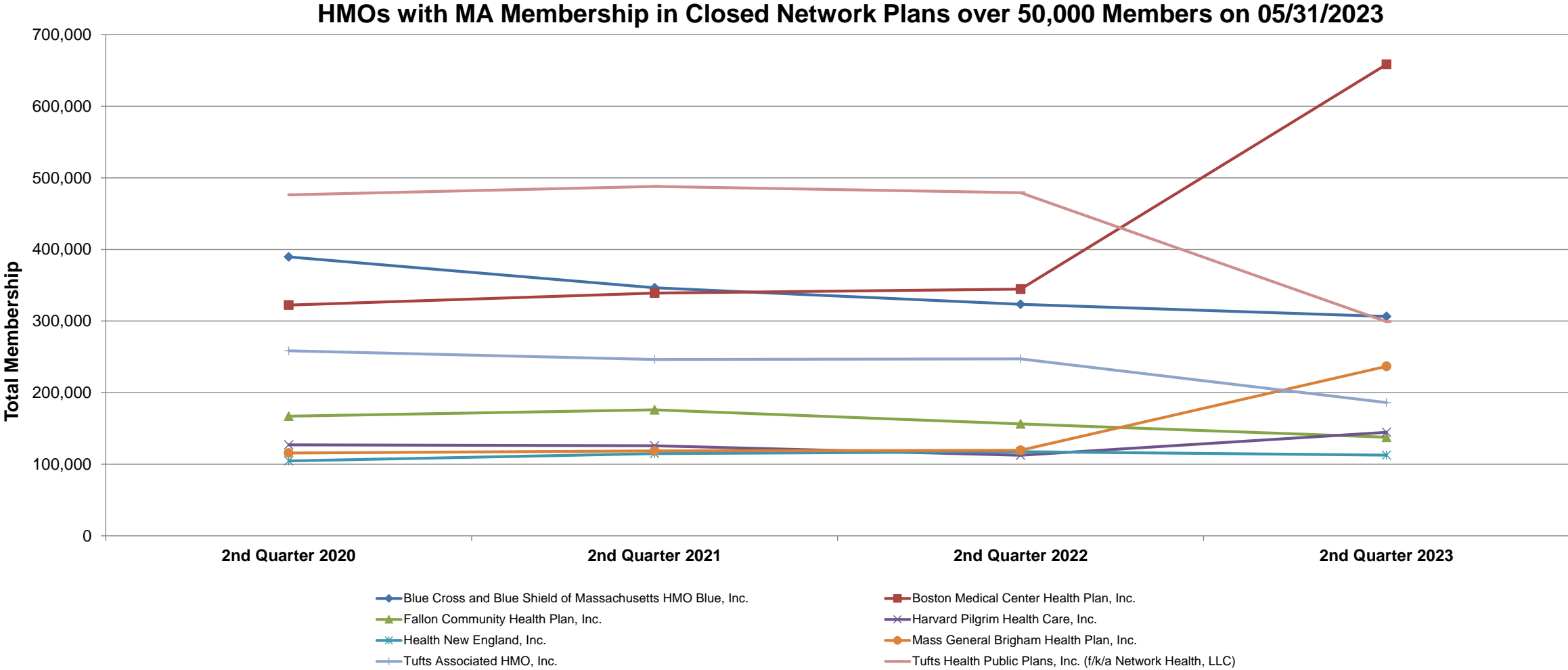
Preferred Network

COMPARISON OF 2nd QUARTER MEMBERSHIP TO THOSE OF PRIOR THREE QUARTERS	3rd Quarter 2022 Members at End of Quarter	4th Quarter 2022 Members at End of Quarter	1st Quarter 2023 Members at End of Quarter	2nd Quarter 2023 Members at End of Quarter	Member Change 1st Qtr. 2023 to 2nd Qtr. 2023	Percent Change 1st Qtr. 2023 to 2nd Qtr. 2023	2nd Quarter 2023 Share of Massachusetts PPO Market
Aetna Health, Inc. (a Pennsylvania corporation)	0	21	10	0	(10)	-100.00%	0.00%
Blue Cross and Blue Shield of Massachusetts HMO Blue, Inc.	203,149	199,868	205,454	207,296	1,842	0.90%	86.47%
ConnectiCare of Massachusetts, Inc.	49	47	45	48	3	6.67%	0.02%
Harvard Pilgrim Health Care, Inc.	18,974	18,678	19,503	20,096	593	3.04%	8.38%
Health New England, Inc.	7,938	8,103	8,233	8,358	125	1.52%	3.49%
Mass General Brigham Health Plan, Inc.	1,281	1,328	2,048	2,014	(34)	-1.66%	0.84%
Tufts Associated HMO, Inc.	132	133	1,649	1,922	273	16.56%	0.80%
Totals	223,532	225,701	252,222	239,734	2,792	1.11%	100.00%

<sup>1</sup> Information reported by HMOs as of the end of the third quarter of 2022 is based upon the Massachusetts Division of Insurance's "Guidelines for Reporting Membership & Utilization Statistics - Version 6.1" that instructs HMOs to exclude members for whom the HMO did not bear any financial risk.

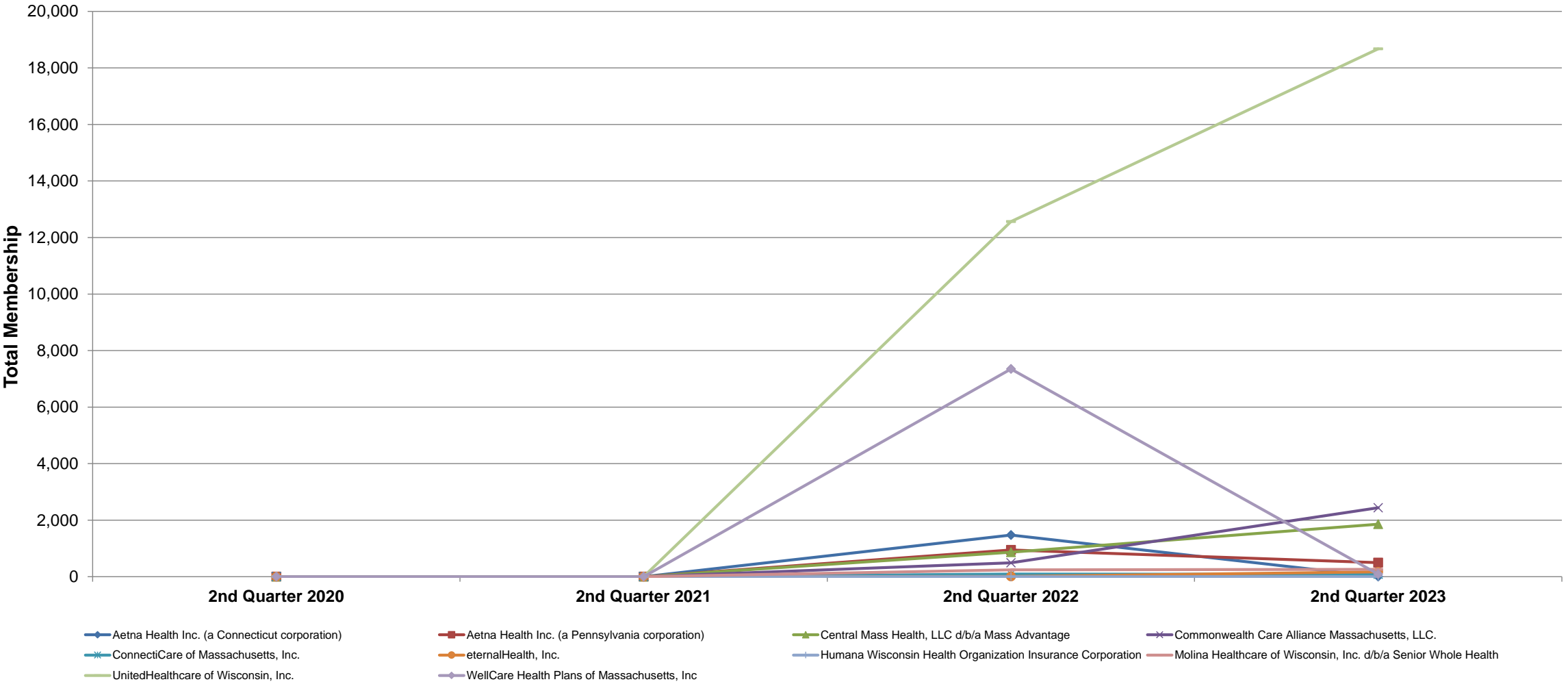
<sup>2</sup> Starting with the first quarter of 2017, carriers no longer submit data for this report directly to the Division. Instead, the data shown in this report was produced by the Center for Health Information and Analysis using data submissions by the HMOs to the All-Payer Claims Database.

MEMBERSHIP TRENDS



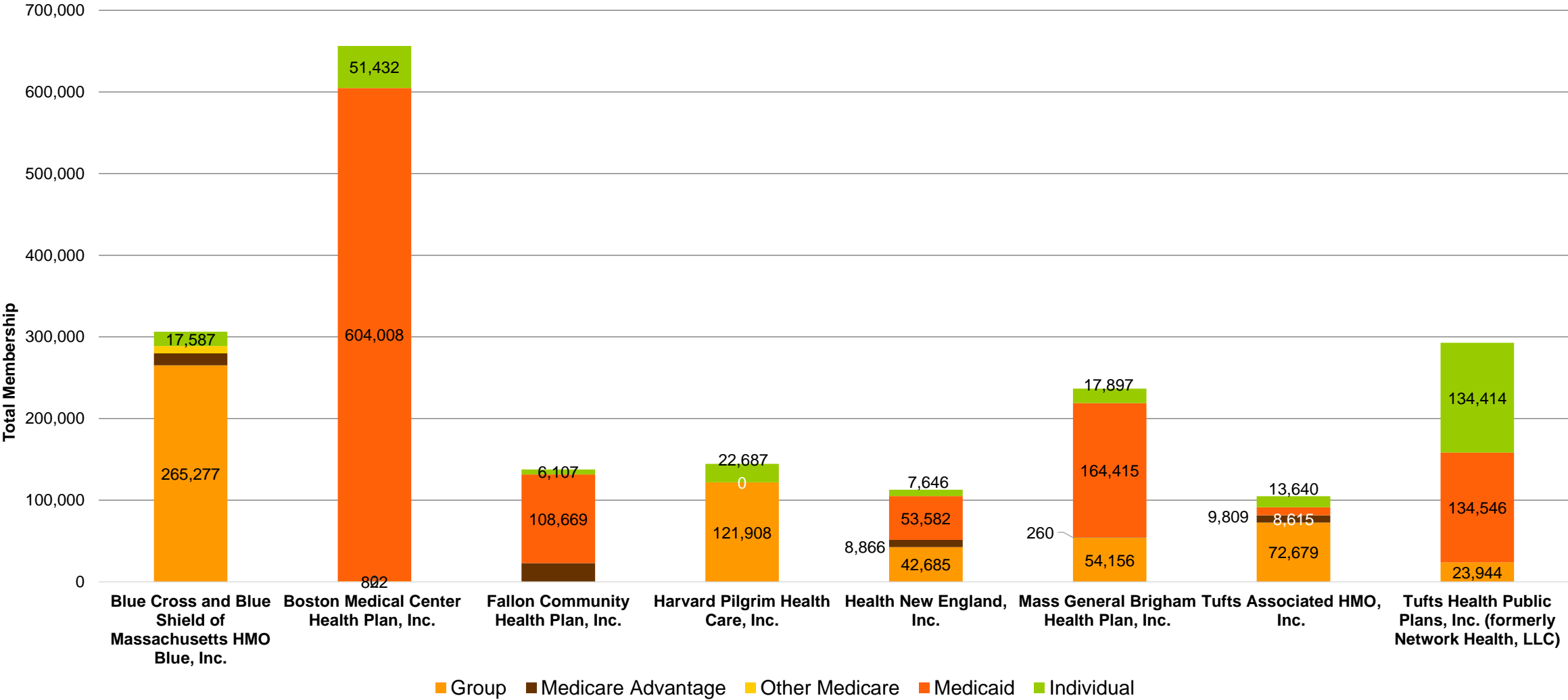
MEMBERSHIP TRENDS

HMOs with MA Membership in Closed Network Plans less than 50,000 Members on 05/31/2023



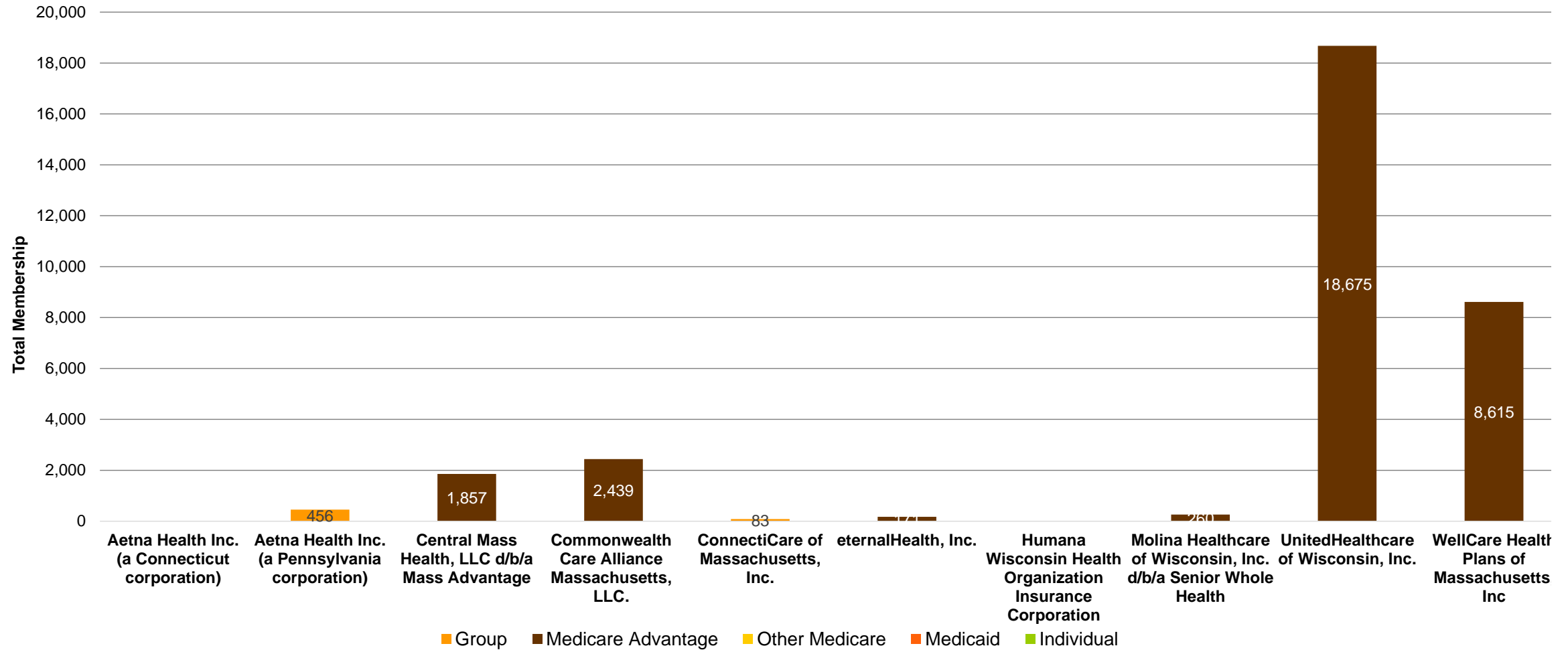
MEMBERSHIP TRENDS

HMOs with Massachusetts Membership over 50,00 Members on 05/31/2023



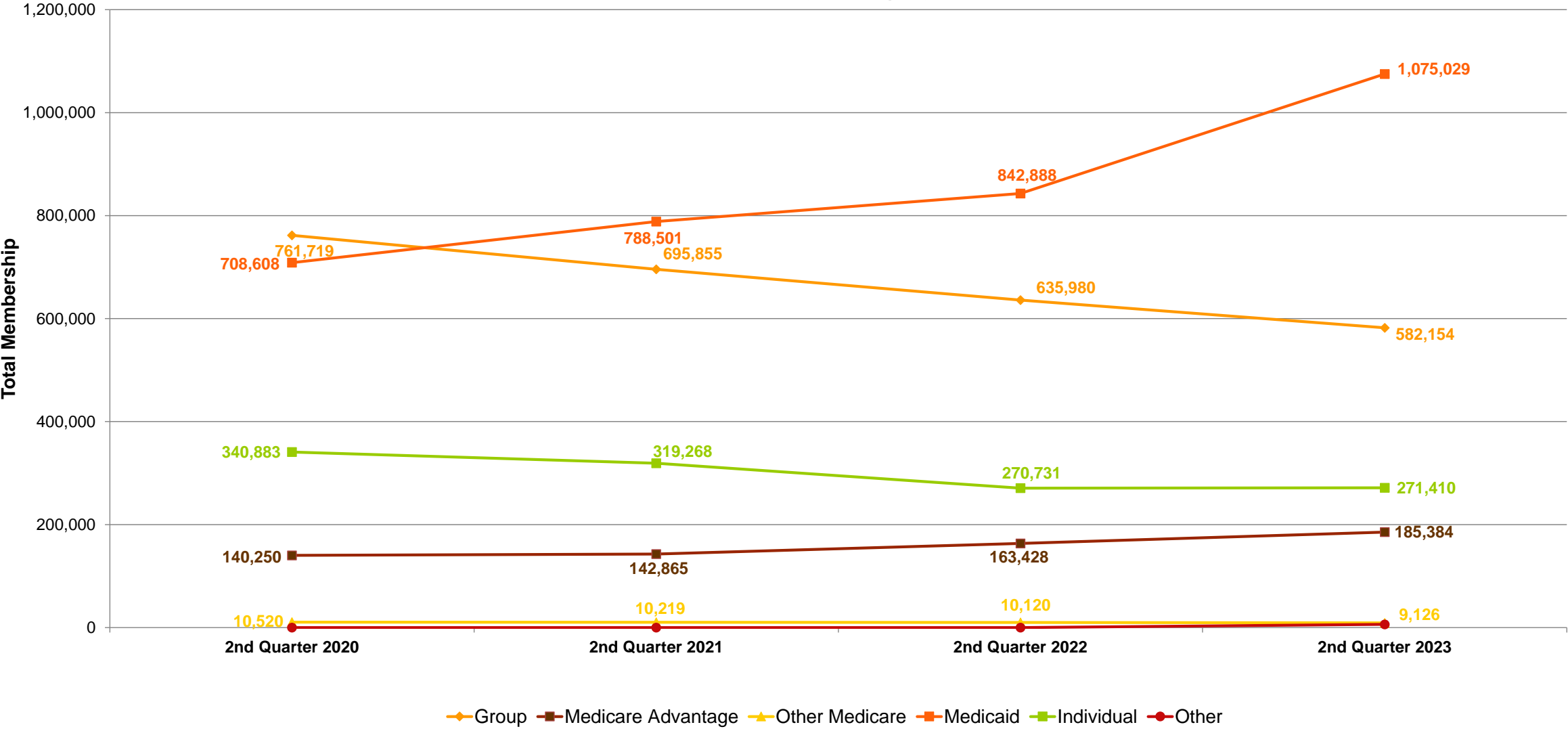
MEMBERSHIP TRENDS

HMOs with Massachusetts Membership less than 50,000 Members as of 05/31/2023

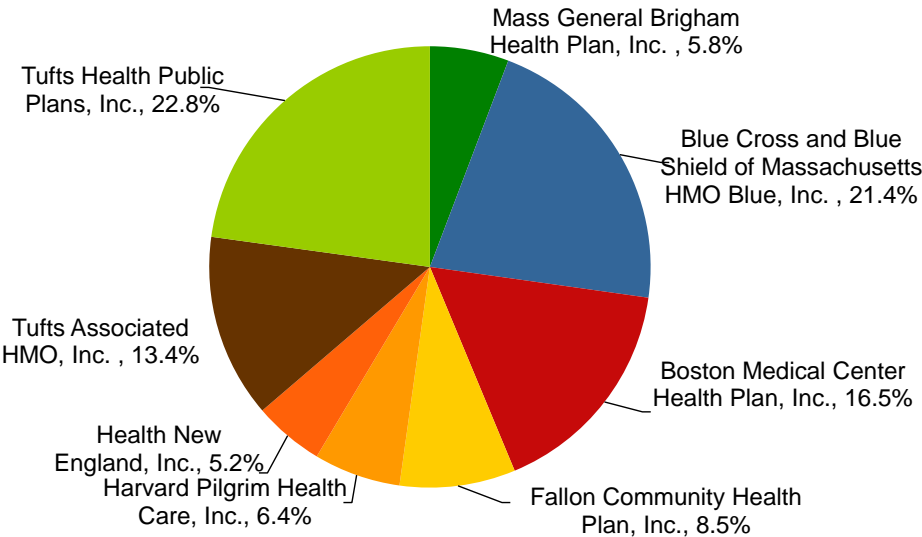


MEMBERSHIP TRENDS

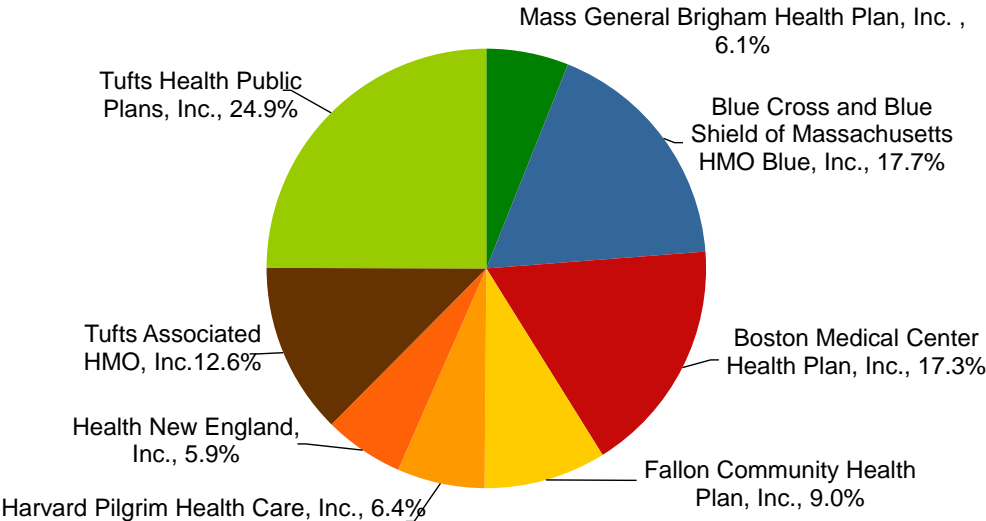
Total HMO Membership by Category of Business



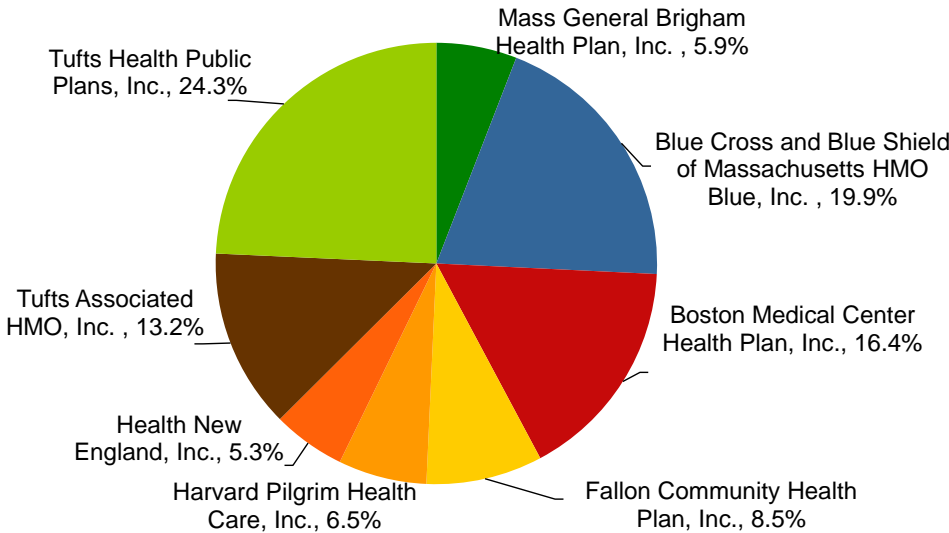
2nd Quarter 2019 Share of Massachusetts HMO Market



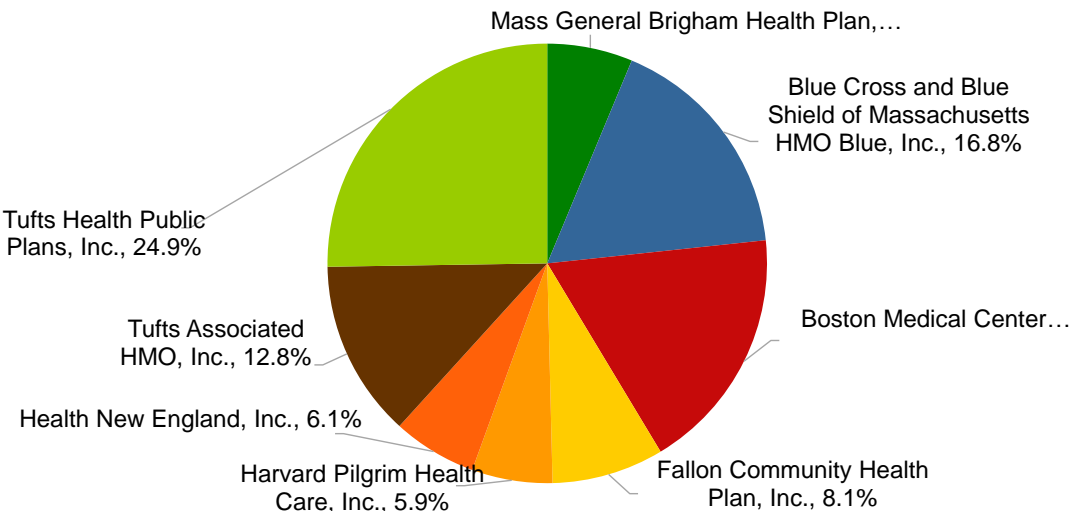
2nd Quarter 2021 Share of Massachusetts HMO Market



2nd Quarter 2020 Share of Massachusetts HMO Market



2nd Quarter 2022 Share of Massachusetts HMO Market



<sup>1</sup>Membership charts reflect those persons enrolled only in closed network plans; so-called "dual certificate option" plan (POS) members and insured preferred provider plan members are not included in this report.