

Massachusetts Division of Insurance
Quarterly Report of Health Maintenance Organization Membership in Closed Network Health Plans
as of September 30, 2015¹

Closed Network

COMPARISON OF 4th QUARTER MEMBERSHIP TO THOSE OF PRIOR THREE QUARTERS	4th Quarter 2014 Members at End of Quarter	1st Quarter 2015 Members at End of Quarter	2nd Quarter 2015 Members at End of Quarter	3rd Quarter 2015 Members at End of Quarter	Member Change 2nd Qtr. 15 to 3rd Qtr. 15	Percent Change 2nd Qtr. 15 to 3rd Qtr. 15	3rd Quarter 2015 Share of Massachusetts Closed Network Market
Aetna Health Inc. ²	1,134	1,372	1,370	1,710	340	24.8%	0.1%
Blue Cross and Blue Shield of Massachusetts HMO Blue, Inc.	485,703	470,224	463,875	464,367	492	0.1%	20.7%
Boston Medical Center Health Plan, Inc.	256,604	245,058	221,147	221,556	409	0.2%	9.9%
CeltiCare Health Plan of Massachusetts, Inc.	37,797	53,906	48,989	53,028	4,039	8.2%	2.4%
ConnectiCare of Massachusetts, Inc.	1,335	1,137	1,065	1,031	(34)	-3.2%	0.0%
Fallon Community Health Plan, Inc.	142,476	143,715	139,805	138,462	(1,343)	-1.0%	6.2%
Harvard Pilgrim Health Care, Inc.	216,533	216,407	214,240	211,055	(3,185)	-1.5%	9.4%
Health New England, Inc.	148,057	156,933	165,253	170,648	5,395	3.3%	7.6%
Minuteman Health, Inc. ³	1,626	5,291	5,594	5,829	235	4.2%	0.3%
Neighborhood Health Plan, Inc.	340,264	379,893	388,531	408,915	20,384	5.2%	18.2%
Tufts Health Public Plans, Inc. (formerly Network Health, LLC)	243,522	270,373	269,968	279,579	9,611	3.6%	12.5%
Tufts Associated HMO, Inc. ⁴	305,958	291,097	290,306	288,242	(2,064)	-0.7%	12.8%
Totals	2,181,009	2,235,406	2,210,143	2,244,422	34,279	1.6%	100.0%

PPO

COMPARISON OF 4th QUARTER MEMBERSHIP TO THOSE OF PRIOR THREE QUARTERS	4th Quarter 2014 Members at End of Quarter	1st Quarter 2015 Members at End of Quarter	2nd Quarter 2015 Members at End of Quarter	3rd Quarter 2015 Members at End of Quarter	Member Change 2nd Qtr. 15 to 3rd Qtr. 15	Percent Change 2nd Qtr. 15 to 3rd Qtr. 15	3rd Quarter 2015 Share of Massachusetts PPO Market
Aetna Health Inc. ²	126	79	77	76	(1)	-1.3%	0.0%
Blue Cross and Blue Shield of Massachusetts HMO Blue, Inc.	135,002	146,784	150,063	154,358	4,295	2.9%	83.0%
Boston Medical Center Health Plan, Inc.	0	0	0	0	0	0.0%	0.0%
CeltiCare Health Plan of Massachusetts, Inc.	0	0	0	0	0	0.0%	0.0%
ConnectiCare of Massachusetts, Inc.	162	155	161	158	(3)	-1.9%	0.1%
Fallon Community Health Plan, Inc.	25	14	13	13	0	0.0%	0.0%
Harvard Pilgrim Health Care, Inc.	21,134	23,530	26,222	27,039	817	3.1%	14.5%
Health New England, Inc.	2,728	2,682	2,870	2,825	(45)	-1.6%	1.5%
Minuteman Health, Inc. ³	29	41	107	127	20	18.7%	0.1%
Neighborhood Health Plan, Inc.	0	100	117	117	0	0.0%	0.1%
Tufts Health Public Plans, Inc. (formerly Network Health, LLC)	0	0	0	0	0	0.0%	0.0%
Tufts Associated HMO, Inc. ⁴	1,675	1,198	1,206	1,170	(36)	-3.0%	0.6%
Totals	160,881	174,583	180,836	185,883	5,047	2.8%	100.0%

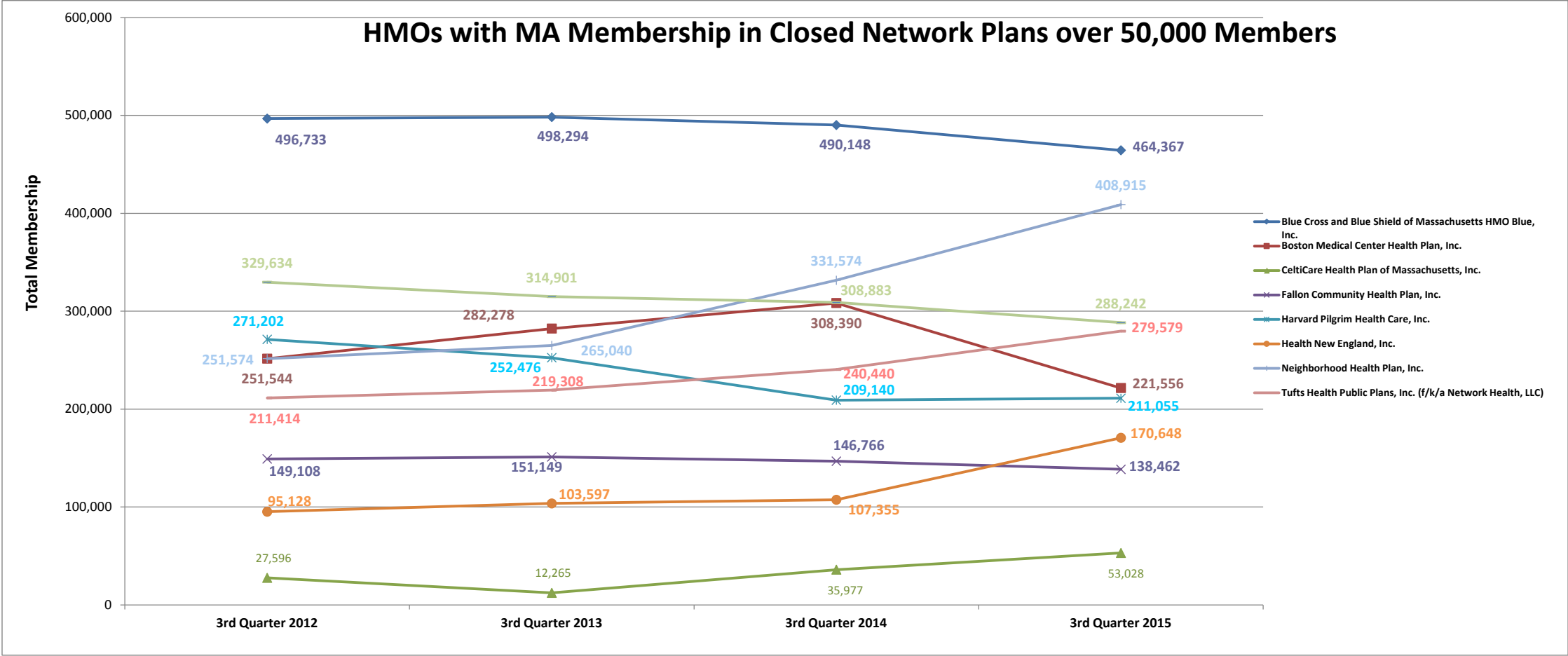
¹ Information reported by HMOs as of the end of the third quarter of 2015 based upon the Massachusetts Division of Insurance's "Guidelines for Reporting Membership & Utilization Statistics - Version 6.1" that instructs HMOs to exclude members for whom the HMO did not bear any financial risk.

² Effective September 1, 2010, Aetna Health Inc. ceased offering small group health plans in Massachusetts and began nonrenewing all small group health business as of April 1, 2011.

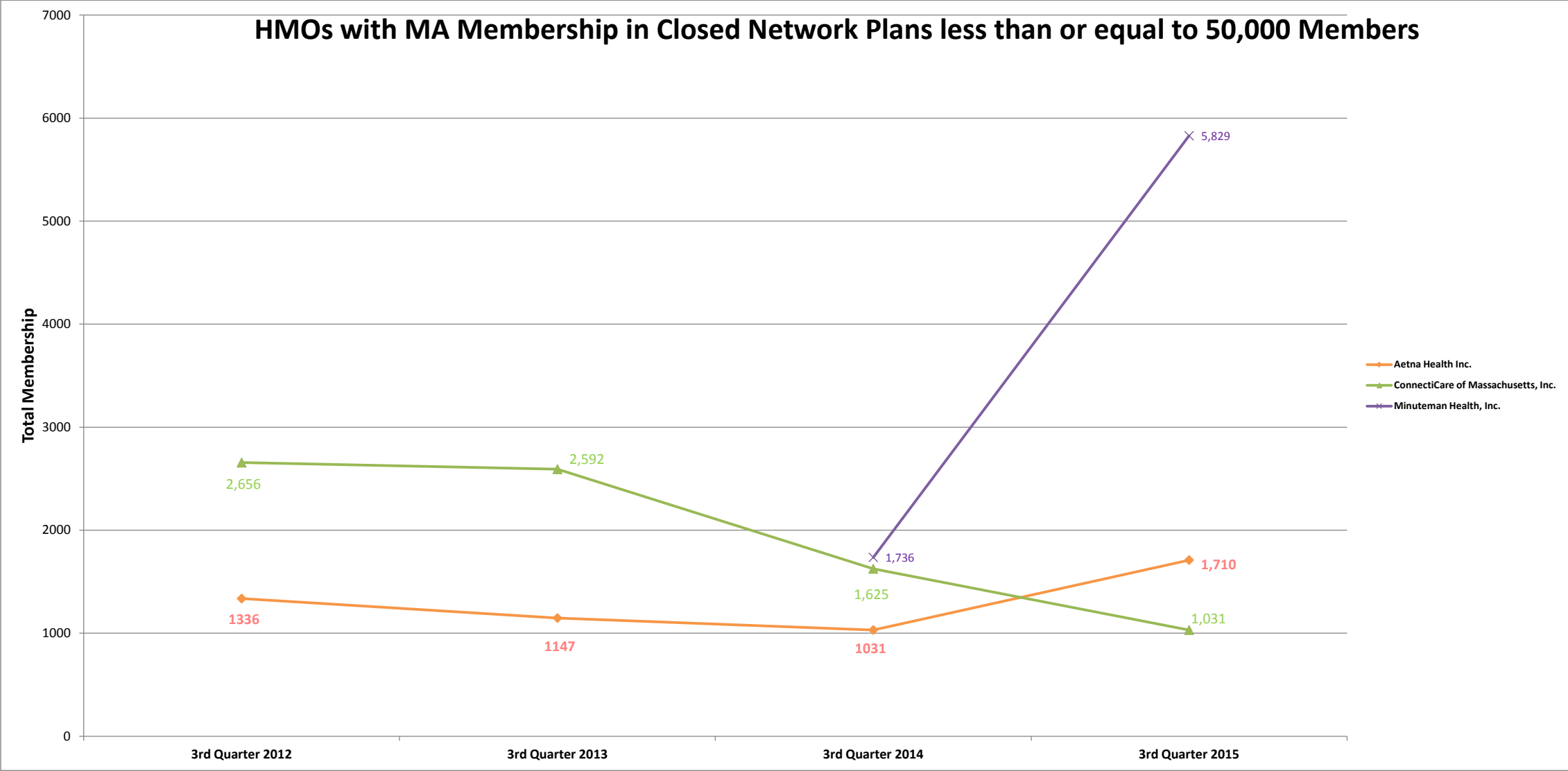
³ Membership in plans offered by Minuteman Health, Inc. began January 1, 2014

⁴ Doing business as Tufts Associated Health Plan ("TAHMO") and as Tufts Health Plan (THP").

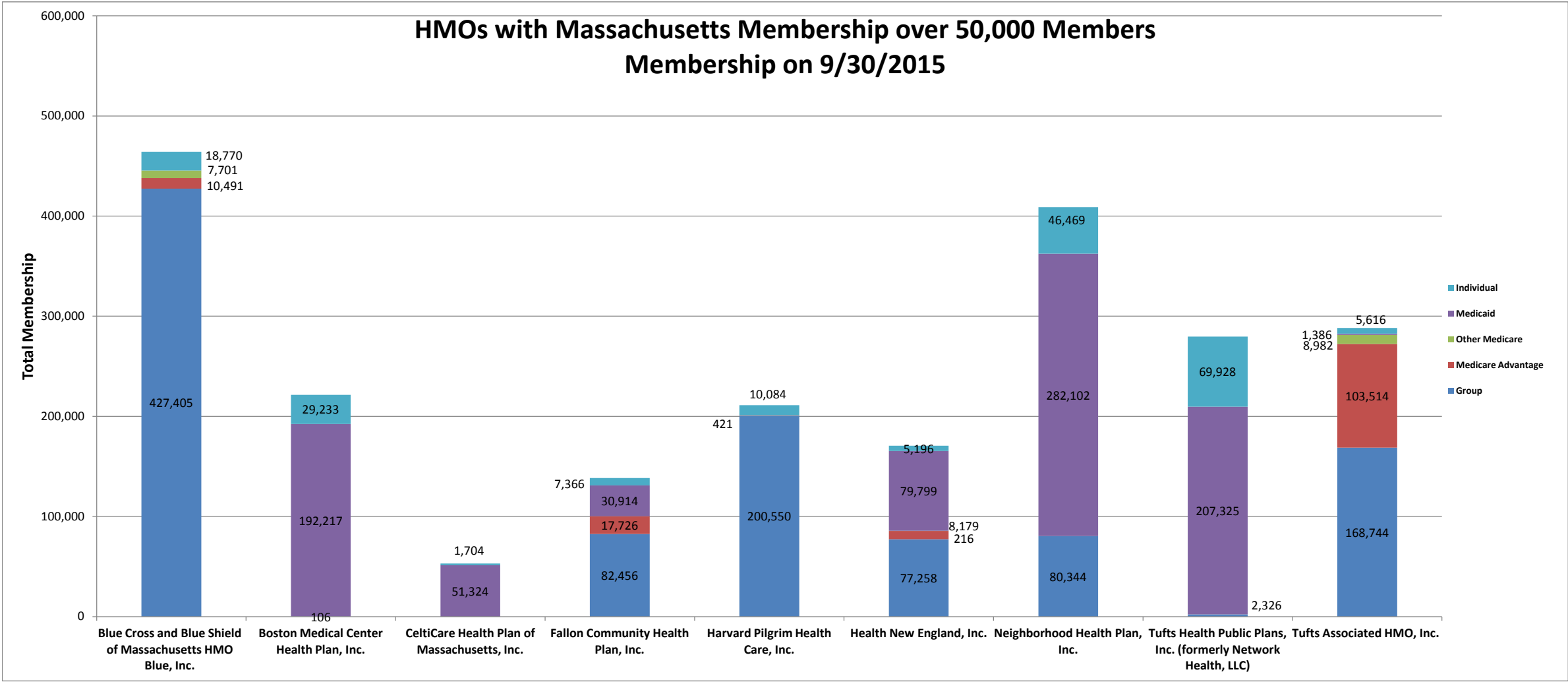
COMPARISON OF 3RD QUARTER MEMBERSHIP TO LAST THREE 3RD QUARTERS

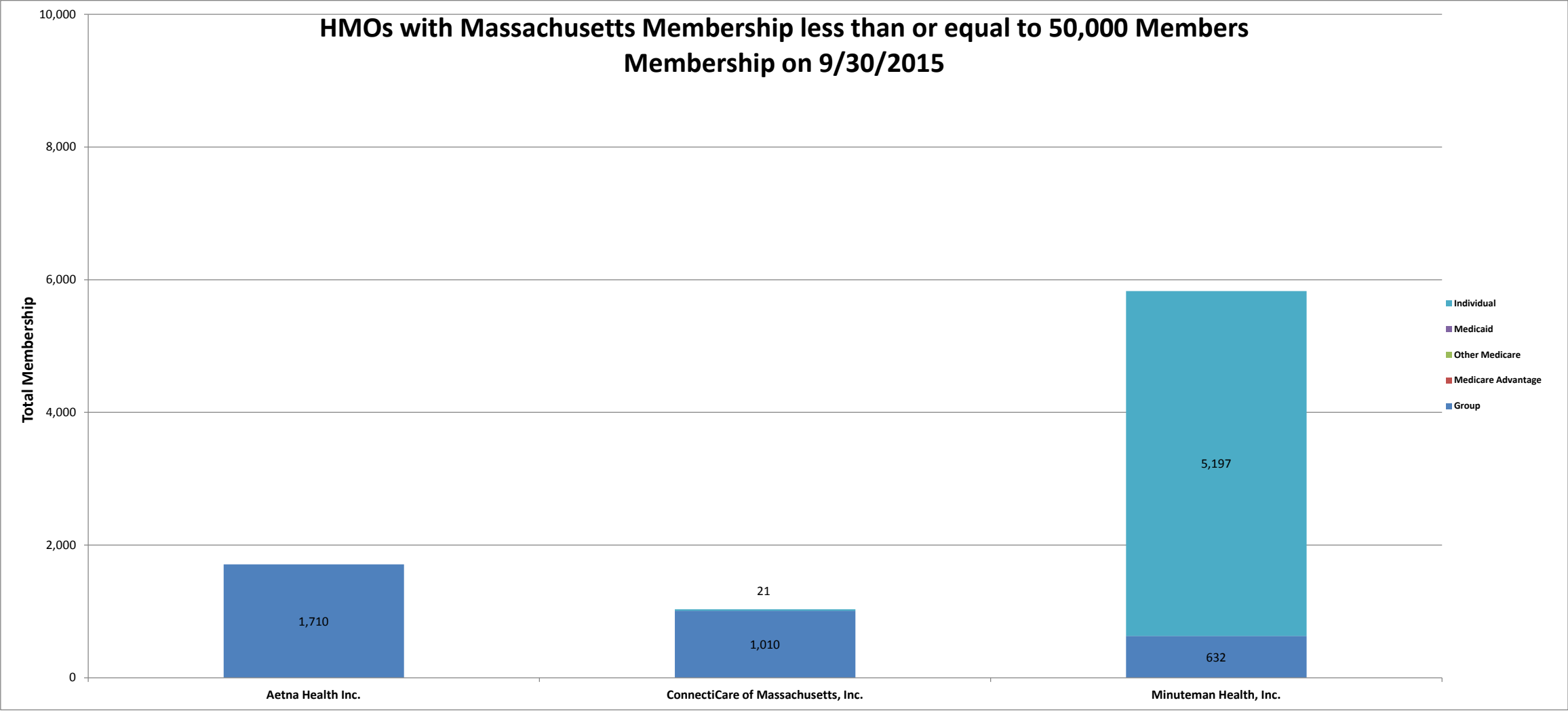


COMPARISON OF 3RD QUARTER MEMBERSHIP TO LAST THREE 3RD QUARTERS¹



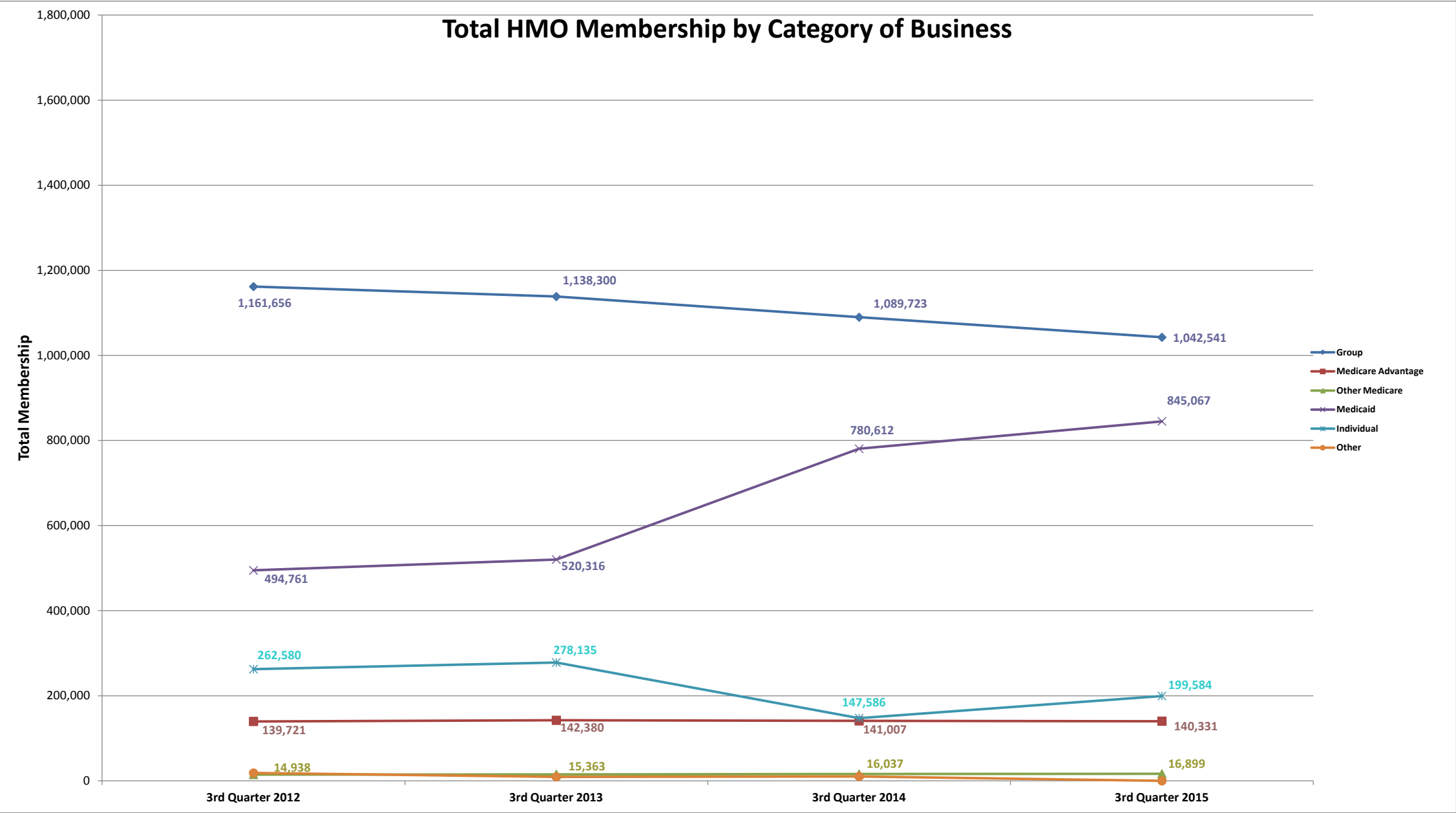
¹ Membership in plans offered by Minuteman Health, Inc. began January 1, 2014



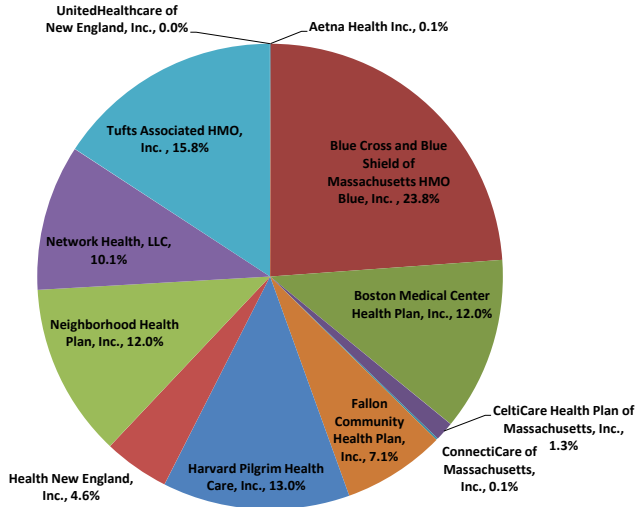


¹ Membership in plans offered by Minuteman Health, Inc. began January 1, 2014

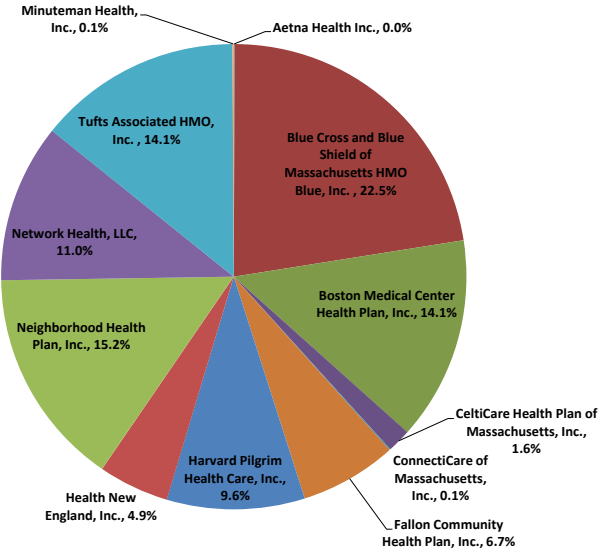
COMPARISON OF 3RD QUARTER MEMBERSHIP TO LAST THREE 3RD QUARTERS



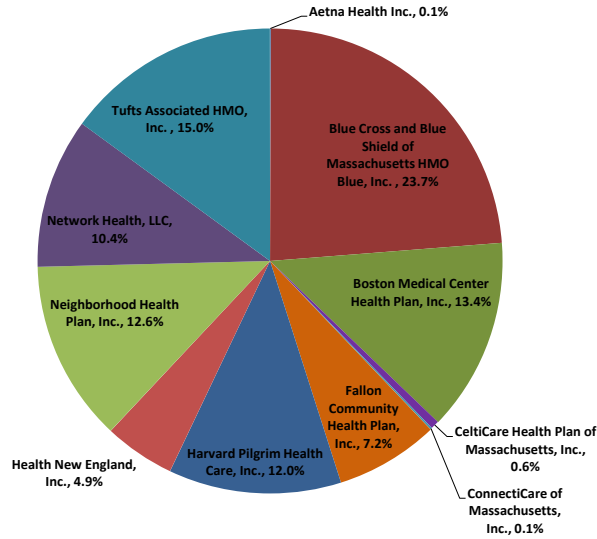
3rd Quarter 2012 Share of Massachusetts HMO Market



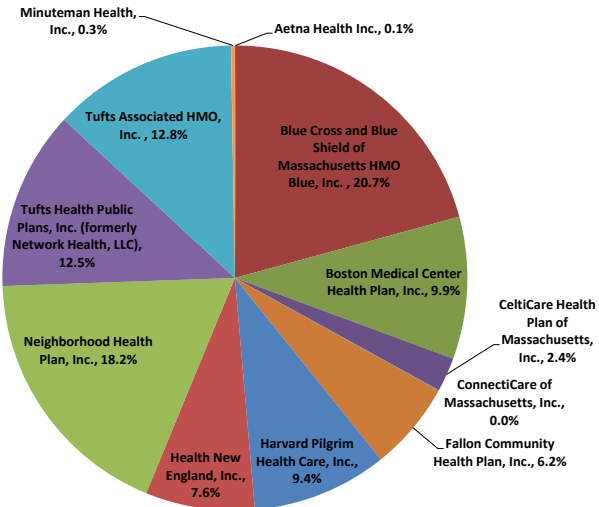
3rd Quarter 2014 Share of Massachusetts HMO Market



3rd Quarter 2013 Share of Massachusetts HMO Market



3rd Quarter 2015 Share of Massachusetts HMO Market



¹Membership charts reflect those persons enrolled only in closed network plans; so-called "dual certificate option" plan (POS) members and insured preferred provider plan members are not included in this report.

²UnitedHealthcare of New England, Inc. began non-renewing plans January 1, 2012 and had no remaining membership as of January 1, 2013.

³Membership in plans offered by Minuteman Health, Inc. began January 1, 2014