

Massachusetts Division of Insurance  
Quarterly Report of Health Maintenance Organization Membership in Closed Network Health Plans  
as of September 30, 2016<sup>1</sup>

Closed Network

COMPARISON OF 3rd QUARTER MEMBERSHIP TO THOSE OF PRIOR THREE QUARTERS	4th Quarter 2015 Members at End of Quarter	1st Quarter 2016 Members at End of Quarter	2nd Quarter 2016 Members at End of Quarter	3rd Quarter 2016 Members at End of Quarter	Member Change 2nd Qtr. 16 to 3rd Qtr. 16	Percent Change 2nd Qtr. 16 to 3rd Qtr. 16	3rd Quarter 2016 Share of Massachusetts Closed Network Market
Aetna Health Inc. <sup>2</sup>	2,926	2,725	2,783	2,958	175	6.3%	0.1%
Blue Cross and Blue Shield of Massachusetts HMO Blue, Inc.	456,568	447,122	445,198	437,560	(7,638)	-1.7%	19.4%
Boston Medical Center Health Plan, Inc.	220,767	222,477	225,332	224,558	(774)	-0.3%	9.9%
CeltiCare Health Plan of Massachusetts, Inc.	45,492	42,322	37,113	35,601	(1,512)	-4.1%	1.6%
ConnectiCare of Massachusetts, Inc.	957	778	725	617	(108)	-14.9%	0.0%
Fallon Community Health Plan, Inc.	135,808	129,763	128,018	128,794	776	0.6%	5.7%
Harvard Pilgrim Health Care, Inc.	211,241	210,707	202,235	198,453	(3,782)	-1.9%	8.8%
Health New England, Inc.	172,405	157,751	158,518	158,550	32	0.0%	7.0%
Minuteman Health, Inc. <sup>3</sup>	5,509	6,124	6,402	6,252	(150)	-2.3%	0.3%
Neighborhood Health Plan, Inc.	419,657	432,991	447,646	454,368	6,722	1.5%	20.1%
Tufts Health Public Plans, Inc. (formerly Network Health, LLC)	284,179	301,239	312,129	327,787	15,658	5.0%	14.5%
Tufts Associated HMO, Inc. <sup>4</sup>	287,486	274,615	278,361	281,700	3,339	1.2%	12.5%
Totals	2,242,995	2,228,614	2,244,460	2,257,198	12,738	0.6%	100.0%

PPO

COMPARISON OF 3rd QUARTER MEMBERSHIP TO THOSE OF PRIOR THREE QUARTERS	4th Quarter 2015 Members at End of Quarter	1st Quarter 2016 Members at End of Quarter	2nd Quarter 2016 Members at End of Quarter	3rd Quarter 2016 Members at End of Quarter	Member Change 2nd Qtr. 16 to 3rd Qtr. 16	Percent Change 2nd Qtr. 16 to 3rd Qtr. 16	3rd Quarter 2016 Share of Massachusetts PPO Market
Aetna Health Inc. <sup>2</sup>	48	39	35	36	1	2.9%	0.0%
Blue Cross and Blue Shield of Massachusetts HMO Blue, Inc.	156,727	164,092	167,123	166,810	(313)	-0.2%	84.7%
Boston Medical Center Health Plan, Inc.	0	0	0	0	0	0.0%	0.0%
CeltiCare Health Plan of Massachusetts, Inc.	0	0	0	0	0	0.0%	0.0%
ConnectiCare of Massachusetts, Inc.	160	94	93	87	(6)	-6.5%	0.0%
Fallon Community Health Plan, Inc.	13	11	11	11	0	0.0%	0.0%
Harvard Pilgrim Health Care, Inc.	28,549	27,020	26,204	25,629	(575)	-2.2%	13.0%
Health New England, Inc.	2,837	2,628	2,685	2,487	(198)	-7.4%	1.3%
Minuteman Health, Inc. <sup>3</sup>	122	450	600	596	(4)	-0.7%	0.3%
Neighborhood Health Plan, Inc.	185	231	245	279	34	13.9%	0.1%
Tufts Health Public Plans, Inc. (formerly Network Health, LLC)	0	0	0	0	0	0.0%	0.0%
Tufts Associated HMO, Inc. <sup>4</sup>	1,189	1,244	1,292	1,077	(215)	-16.6%	0.5%
Totals	189,830	195,809	198,288	197,012	(1,276)	-0.6%	100.0%

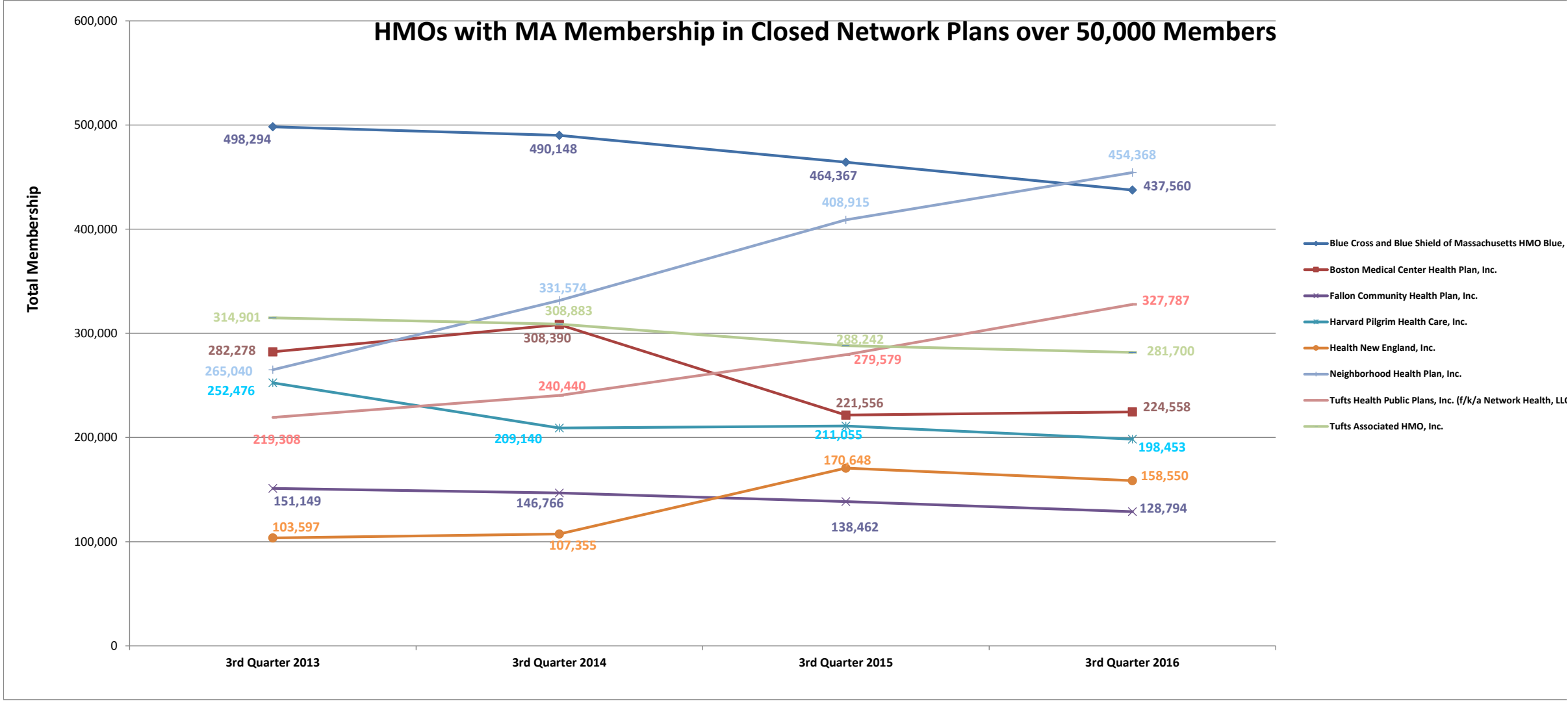
<sup>1</sup> Information reported by HMOs as of the end of the Third quarter of 2016 based upon the Massachusetts Division of Insurance's "Guidelines for Reporting Membership & Utilization Statistics - Version 6.1" that instructs HMOs to exclude members for whom the HMO did not bear any financial risk.

<sup>2</sup> Effective September 1, 2010, Aetna Health Inc. ceased offering small group health plans in Massachusetts and began nonrenewing all small group health business as of April 1, 2011.

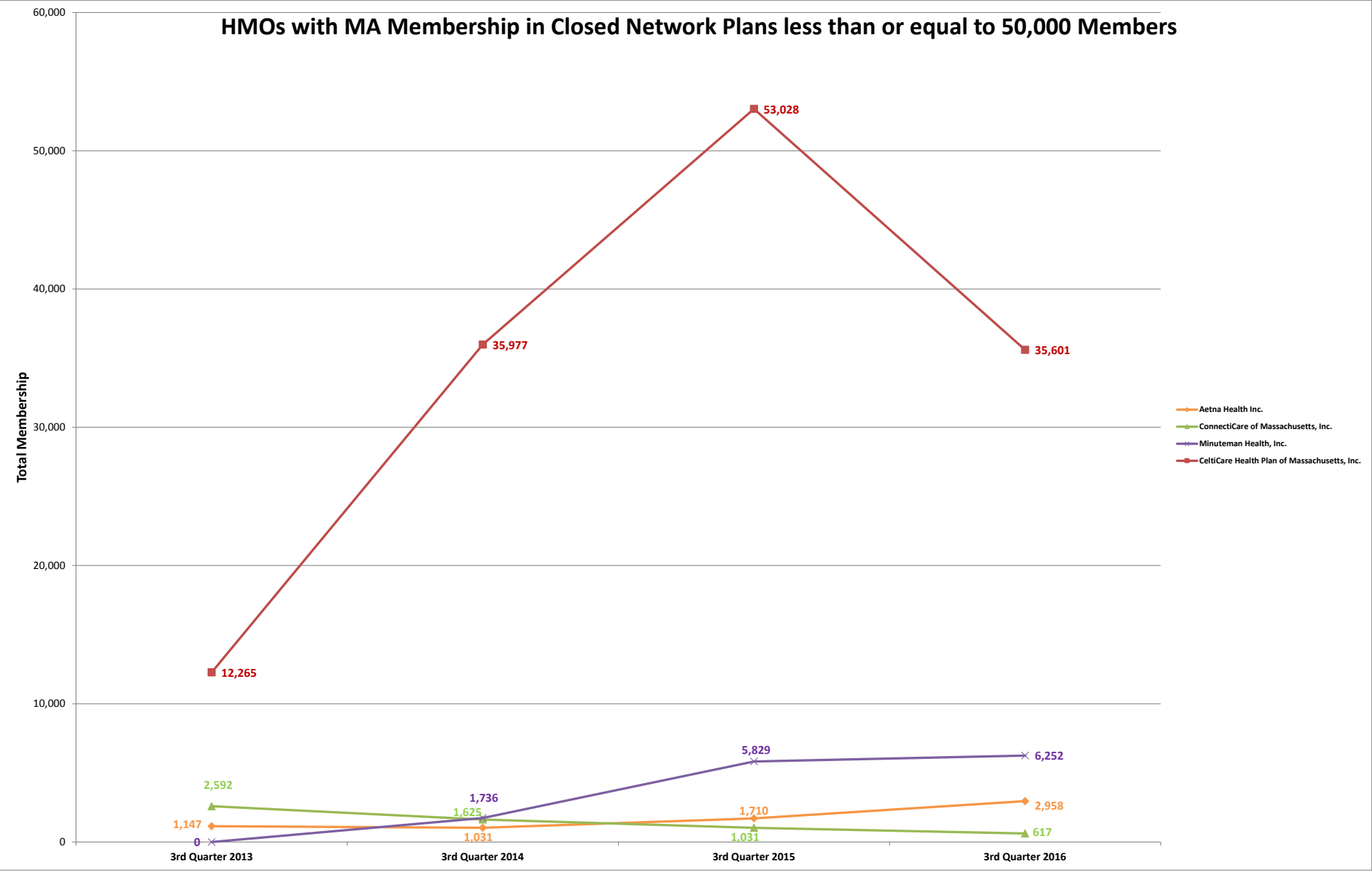
<sup>3</sup> Membership in plans offered by Minuteman Health, Inc. began January 1, 2014

<sup>4</sup> Doing business as Tufts Associated Health Plan ("TAHMO") and as Tufts Health Plan (THP").

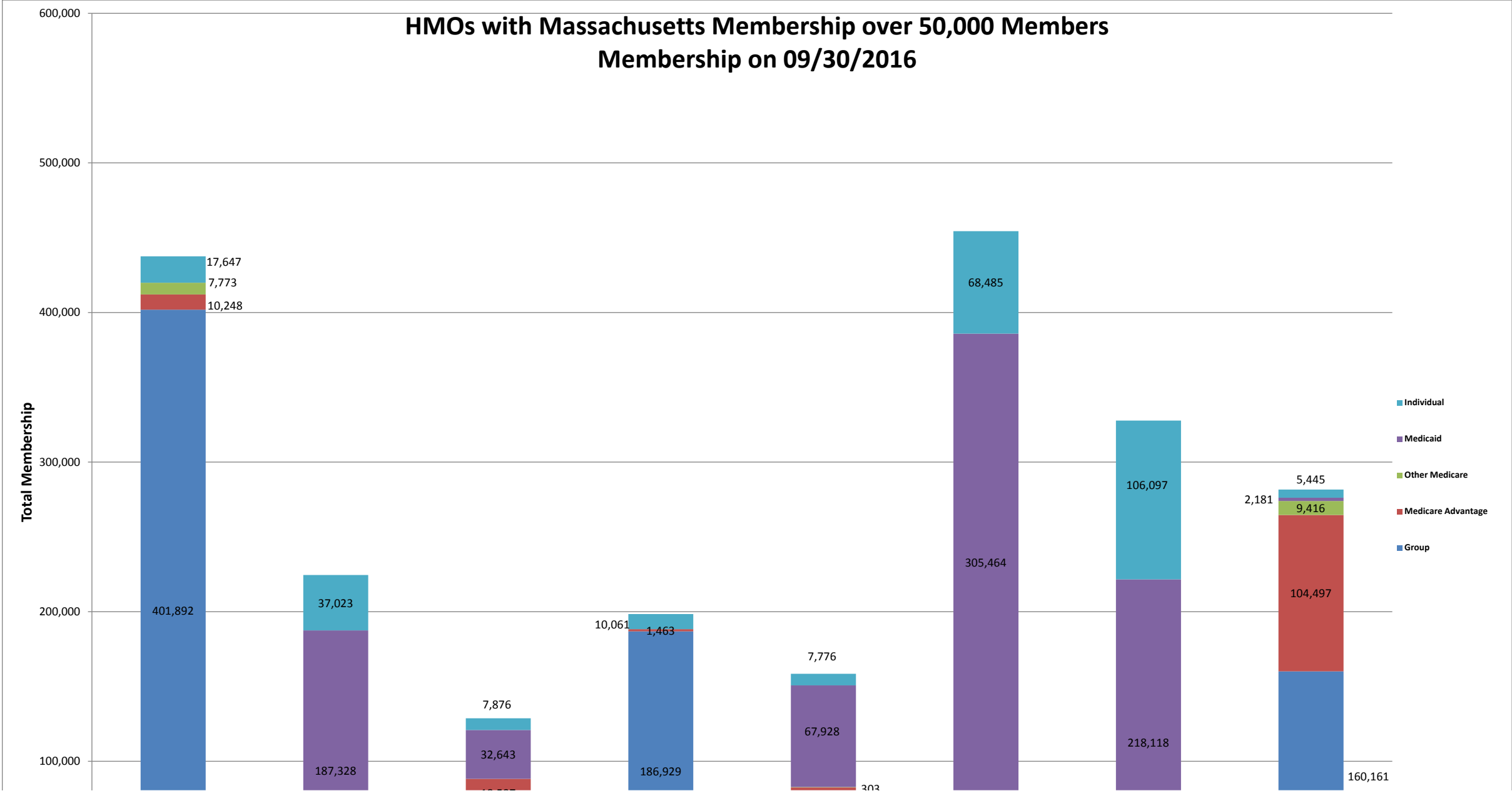
COMPARISON OF 3RD QUARTER MEMBERSHIP TO LAST THREE 3RD QUARTERS

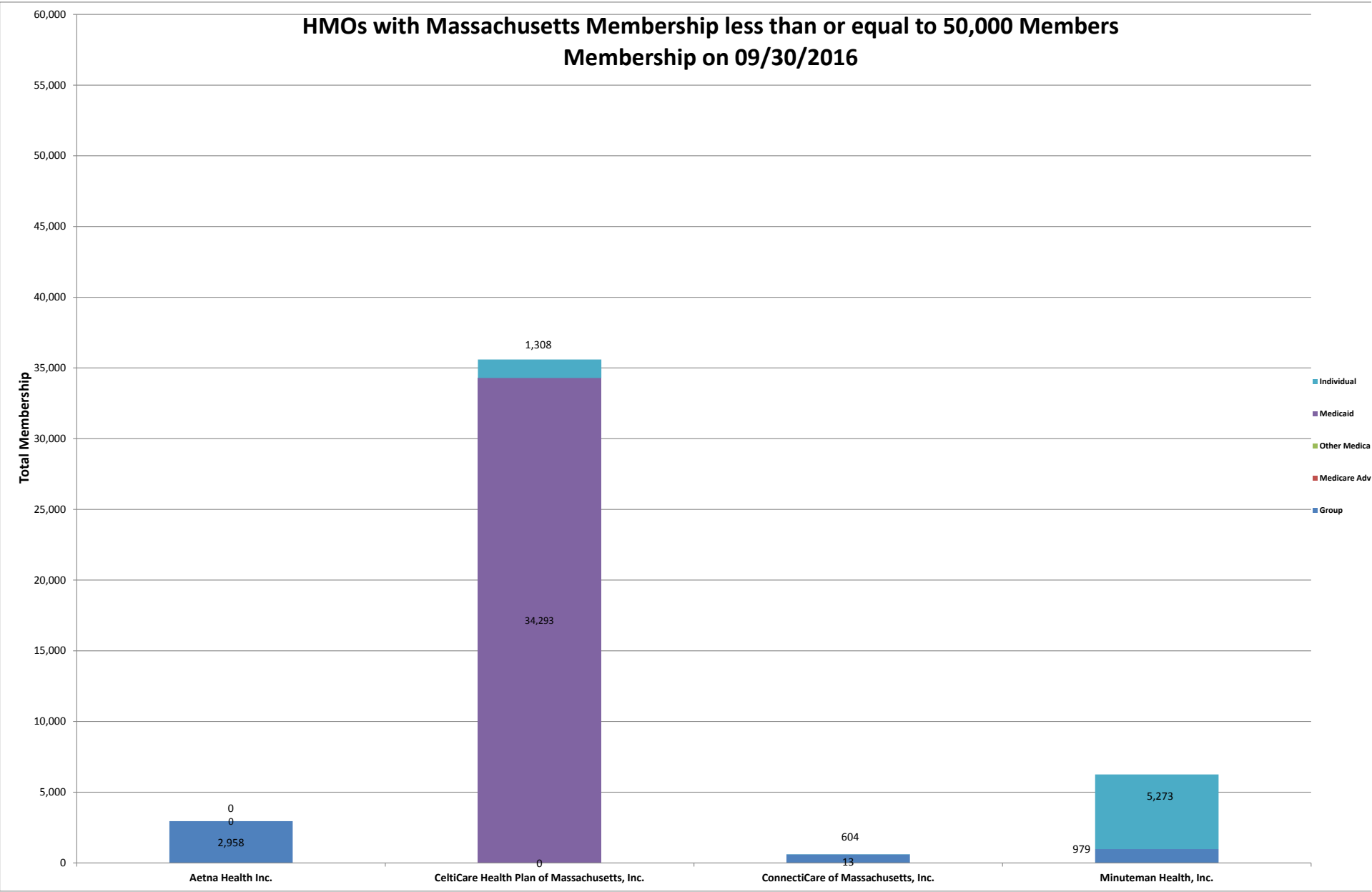


COMPARISON OF 3RD QUARTER MEMBERSHIP TO LAST THREE 3RD QUARTERS<sup>1</sup>



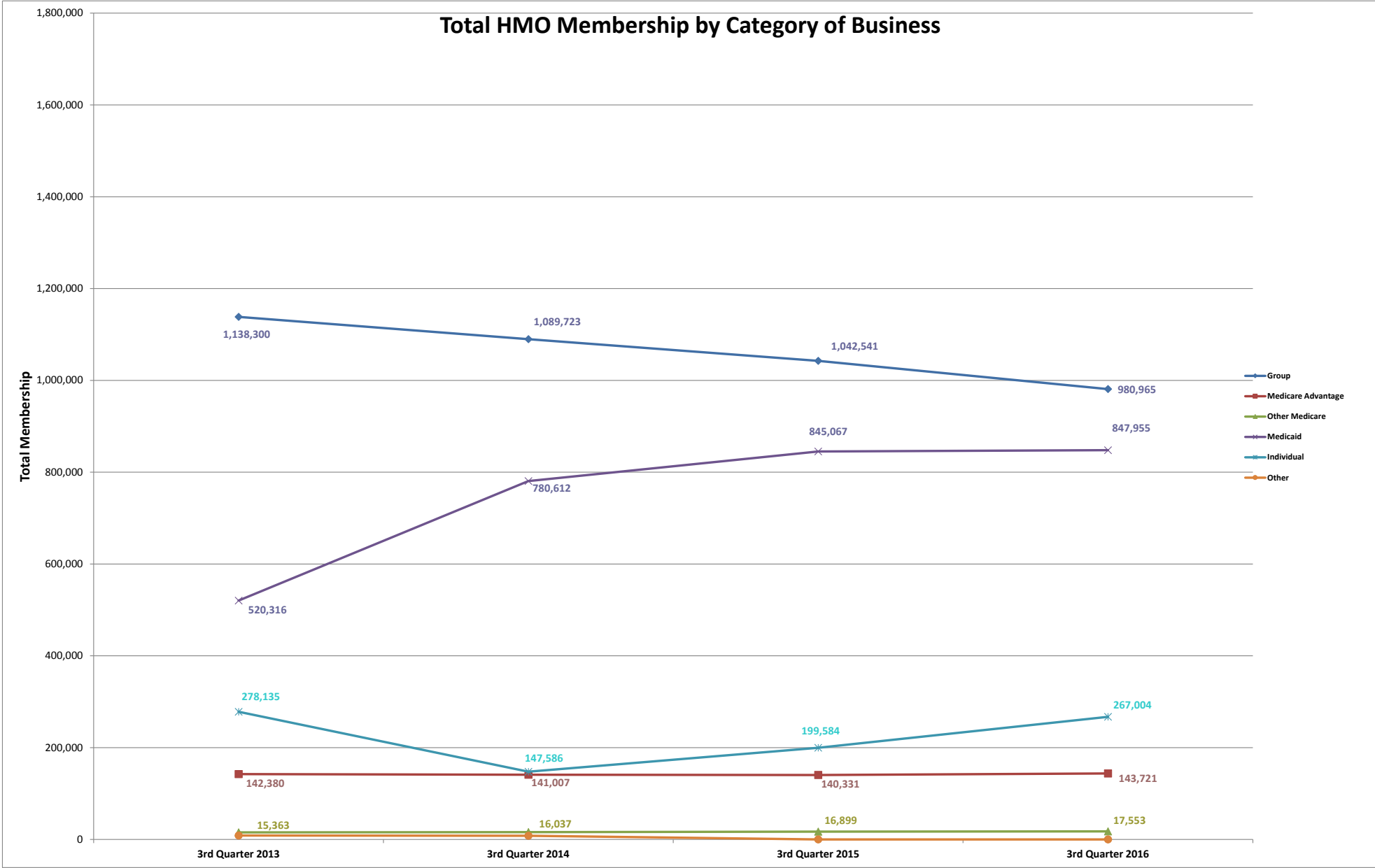
<sup>1</sup> Membership in plans offered by Minuteman Health, Inc. began January 1, 2014

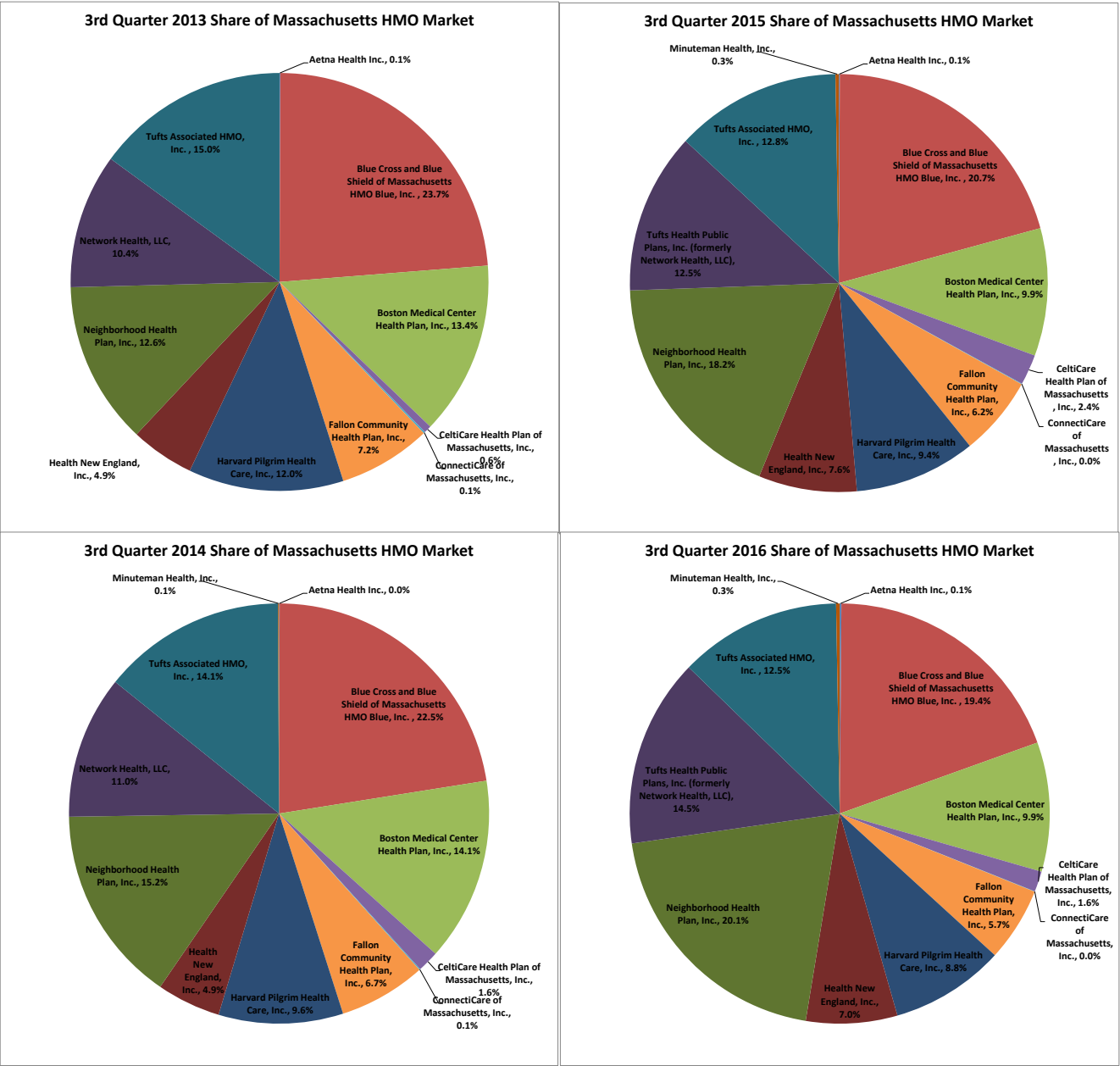




<sup>1</sup> Membership in plans offered by Minuteman Health, Inc. began January 1, 2014

COMPARISON OF 2ND QUARTER MEMBERSHIP TO LAST THREE 2ND QUARTERS





<sup>1</sup>Membership charts reflect those persons enrolled only in closed network plans; so-called "dual certificate option" plan (POS) members and insured preferred provider plan members are not included in this report.

<sup>2</sup>Membership in plans offered by Minuteman Health, Inc. began January 1, 2014