

Massachusetts Division of Insurance
Quarterly Report of Health Maintenance Organization Membership in
Insured and Government Health Plans as of September 30, 2022^{1,2}

MEMBERSHIP TRENDS

Closed Network

COMPARISON OF 3rd QUARTER MEMBERSHIP TO THOSE OF PRIOR THREE QUARTERS	4th Quarter 2021 Members at End of Quarter	1st Quarter 2022 Members at End of Quarter	2nd Quarter 2022 Members at End of Quarter	3rd Quarter 2022 Members at End of Quarter	Member Change from 3rd Qtr. 2022 to 2nd Qtr. 2022	Percent Change from 3rd Qtr. 2022 to 2nd Qtr. 2022	3rd Quarter 2022 Share of Massachusetts Closed Network Market
Aetna Health, Inc. (a Pennsylvania corporation)	1,571	1,519	1,473	552	(921)	-62.53%	0.03%
Aetna Health, Inc. (a Connecticut corporation)	0	956	945	945	0	0.00%	0.05%
AllWays Health Partners, Inc. ³	119,004	119,769	119,401	119,050	(351)	-0.29%	6.22%
Blue Cross and Blue Shield of Massachusetts HMO Blue, Inc.	336,004	325,307	323,379	315,482	(7,897)	-2.44%	16.48%
Boston Medical Center Health Plan, Inc. d/b/a Wellsense	343,664	343,135	344,523	347,144	2,621	0.76%	18.14%
Central Mass Health LLC d/b/a Mass Advantage ⁴	0	807	866	919	53	6.12%	0.05%
Commonwealth Care Alliance Massachusetts, LLC. ⁴	0	456	491	529	38	7.74%	0.03%
ConnectiCare of Massachusetts, Inc.	118	93	93	86	(7)	-7.53%	0.00%
eternalHealth, Inc. ⁴	0	3	7	7	0	0.00%	0.00%
Fallon Community Health Plan, Inc.	169,642	160,499	156,396	152,382	(4,014)	-2.57%	7.96%
Harvard Pilgrim Health Care, Inc.	124,718	112,341	112,525	109,854	(2,671)	-2.37%	5.74%
Health New England, Inc.	117,361	116,942	117,523	116,583	(940)	-0.80%	6.09%
Humana Wisconsin Health Organization Insurance Corporation ⁴	0	0	0	0	0	0.00%	0.00%
Molina Healthcare of Wisconsin, Inc. d/b/a Senior Whole Health ⁴	0	219	242	258	16	6.61%	0.01%
Tufts Associated HMO, Inc.	243,530	248,710	247,136	244,813	(2,323)	-0.94%	12.79%
Tufts Health Public Plans, Inc. (formerly Network Health, LLC)	488,823	480,402	479,182	484,772	5,590	1.17%	25.33%
UnitedHealthcare of Wisconsin, Inc.	0	12,772	12,562	12,471	(91)	-0.72%	0.65%
WellCare Health Plans of Massachusetts, Inc. ⁴	0	6,555	7,347	8,051	704	9.58%	0.42%
Totals	1,944,435	1,930,485	1,924,091	1,913,898	(10,193)	-0.53%	100.0%

¹ Information reported by HMOs as of the end of the third quarter of 2022 is based upon the Massachusetts Division of Insurance's "Guidelines for Reporting Membership & Utilization Statistics - Version 6.1" that instructs HMOs to exclude members for whom the HMO did not bear any financial risk.

² Starting with the first quarter of 2017, carriers no longer submit data for this report directly to the Division. Instead, the data shown in this report was produced by the Center for Health Information and Analysis using data submissions by the HMOs to the All-Payer Claims Database.

³ Always Health Partners, Inc. has notified the Division that it will be changing its name to Mass General Brigham Health Plan, Inc. as of January 1, 2023.

⁴ Central Mass Health, LLC d/b/a Mass Advantage, Commonwealth Care Alliance Massachusetts, LLC., eternalHealth, Inc., UnitedHealthcare of Wisconsin, Inc., WellCare Health Plans of Massachusetts, Inc entered the Massachusetts market effective January 1st, 2022.

Massachusetts Division of Insurance
Quarterly Report of Health Maintenance Organization Membership in
Insured and Government Health Plans as of September 30, 2022^{1,2}

MEMBERSHIP TRENDS

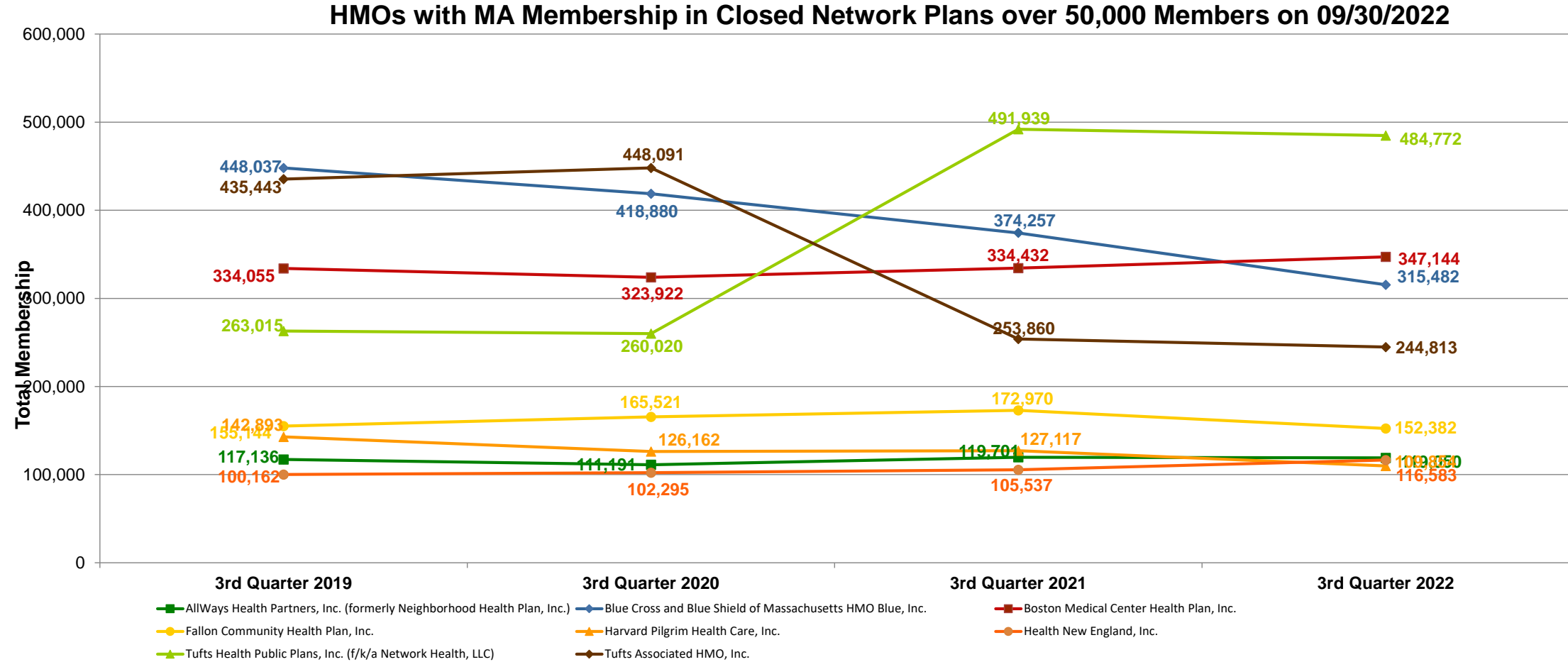
Preferred Network

COMPARISON OF 3rd QUARTER MEMBERSHIP TO THOSE OF PRIOR THREE QUARTERS	4th Quarter 2021 Members at End of Quarter	1st Quarter 2022 Members at End of Quarter	2nd Quarter 2022 Members at End of Quarter	3rd Quarter 2022 Members at End of Quarter	Member Change 3rd Qtr. 2022 to 2nd Qtr. 2022	Percent Change 3rd Qtr. 2022 to 2nd Qtr. 2022	3rd Quarter 2022 Share of Massachusetts PPO Market
Aetna Health, Inc. (a Pennsylvania corporation)	0	29,891	0	0	0	0.00%	0.00%
AlliWays Health Partners, Inc.	941	969	1,180	1,281	101	8.56%	0.55%
Blue Cross and Blue Shield of Massachusetts HMO Blue, Inc.	198,362	194,308	197,100	203,149	6,049	3.07%	87.74%
ConnectiCare of Massachusetts, Inc.	22	49	48	49	1	2.08%	0.02%
Harvard Pilgrim Health Care, Inc.	19,850	18,981	19,182	18,974	(208)	-1.08%	8.20%
Health New England, Inc.	6,314	7,868	7,917	7,938	21	0.27%	3.43%
Tufts Associated HMO, Inc.	212	156	159	132	(27)	-16.98%	0.06%
Totals	225,701	252,222	225,586	231,523	5,937	2.63%	100.00%

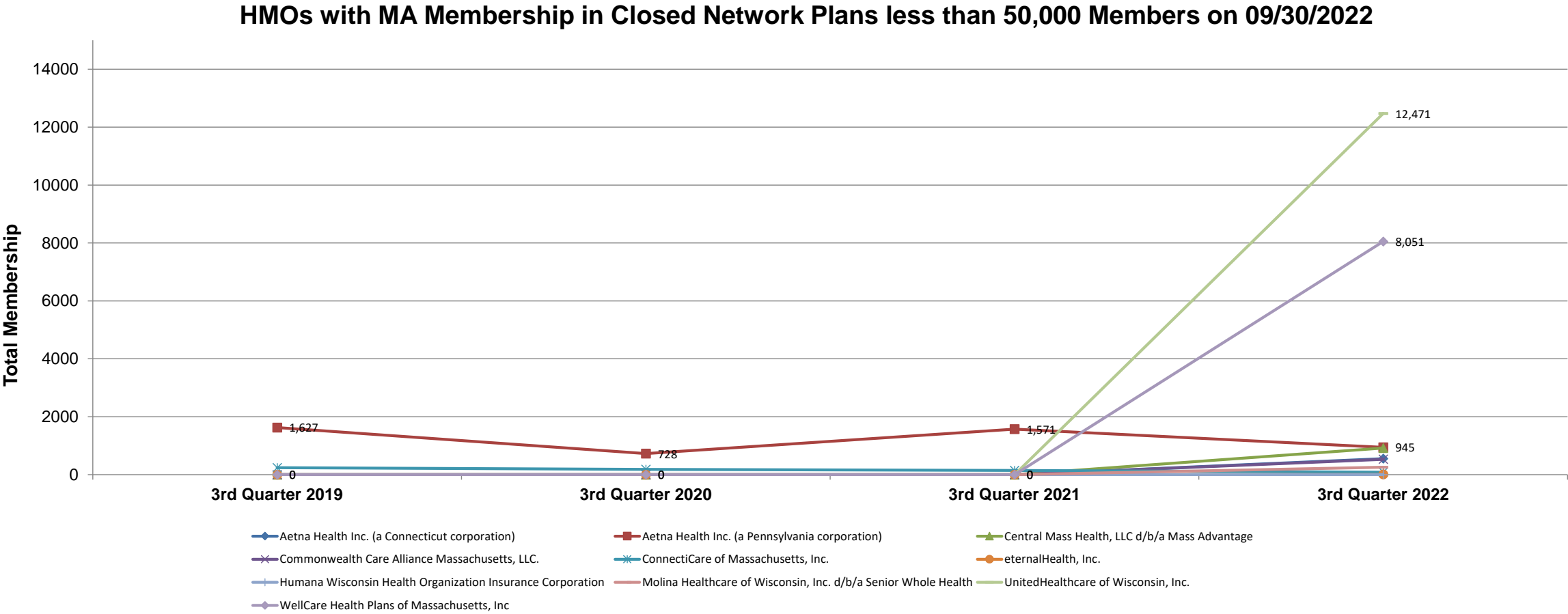
¹ Information reported by HMOs as of the end of the third quarter of 2022 is based upon the Massachusetts Division of Insurance's "Guidelines for Reporting Membership & Utilization Statistics - Version 6.1" that instructs HMOs to exclude members for whom the HMO did not bear any financial risk.

² Starting with the first quarter of 2017, carriers no longer submit data for this report directly to the Division. Instead, the data shown in this report was produced by the Center for Health Information and Analysis using data submissions by the HMOs to the All-Payer Claims Database.

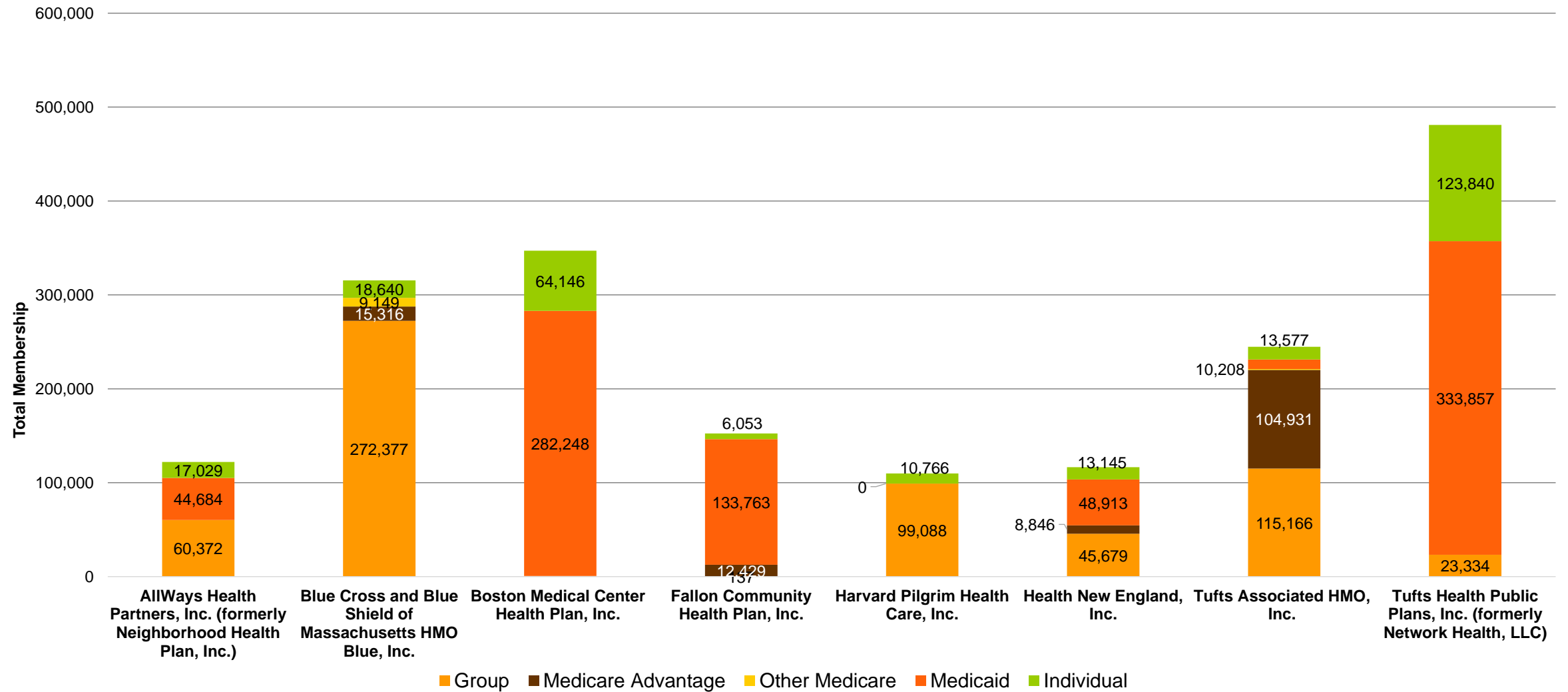
MEMBERSHIP TRENDS



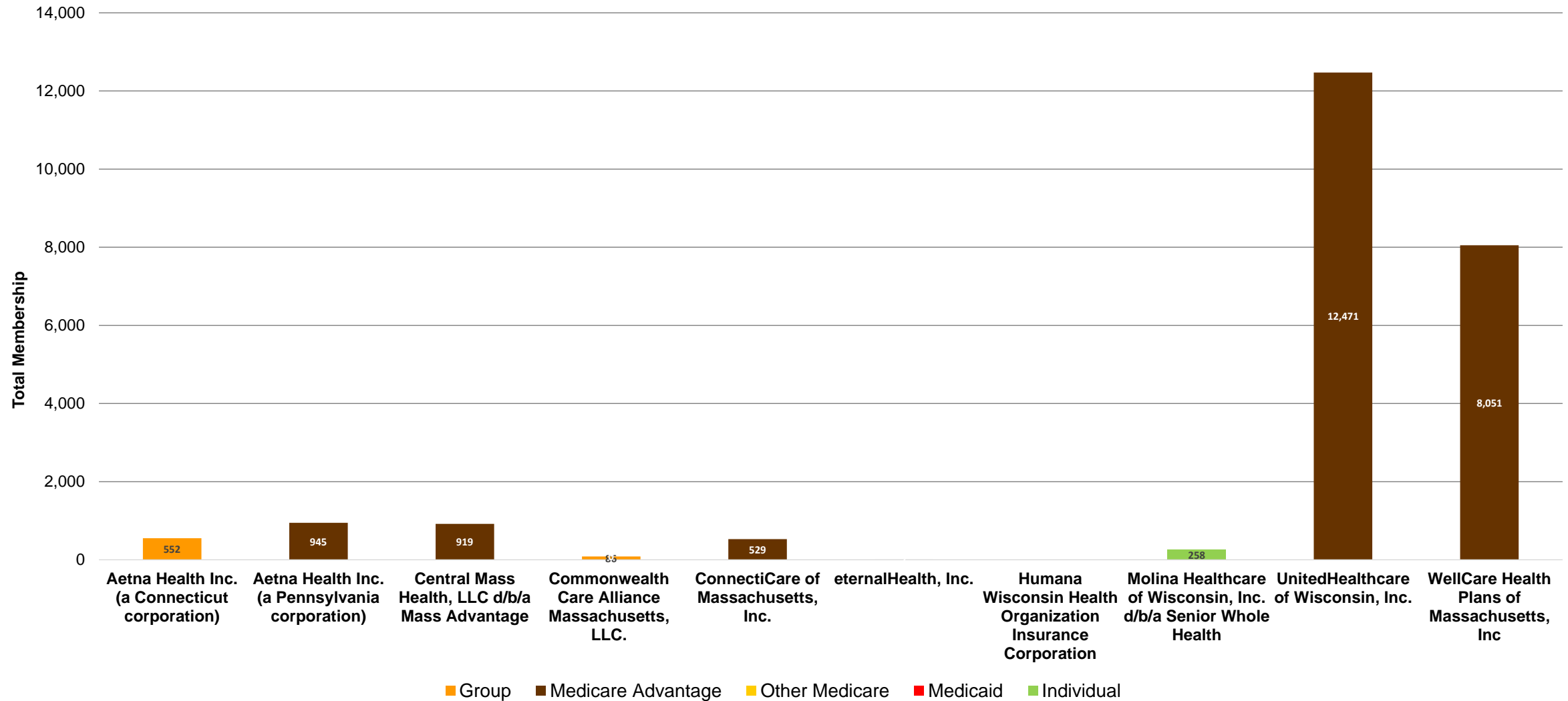
MEMBERSHIP TRENDS



HMOs with Massachusetts Membership over 50,00 Members on 09/30/2022

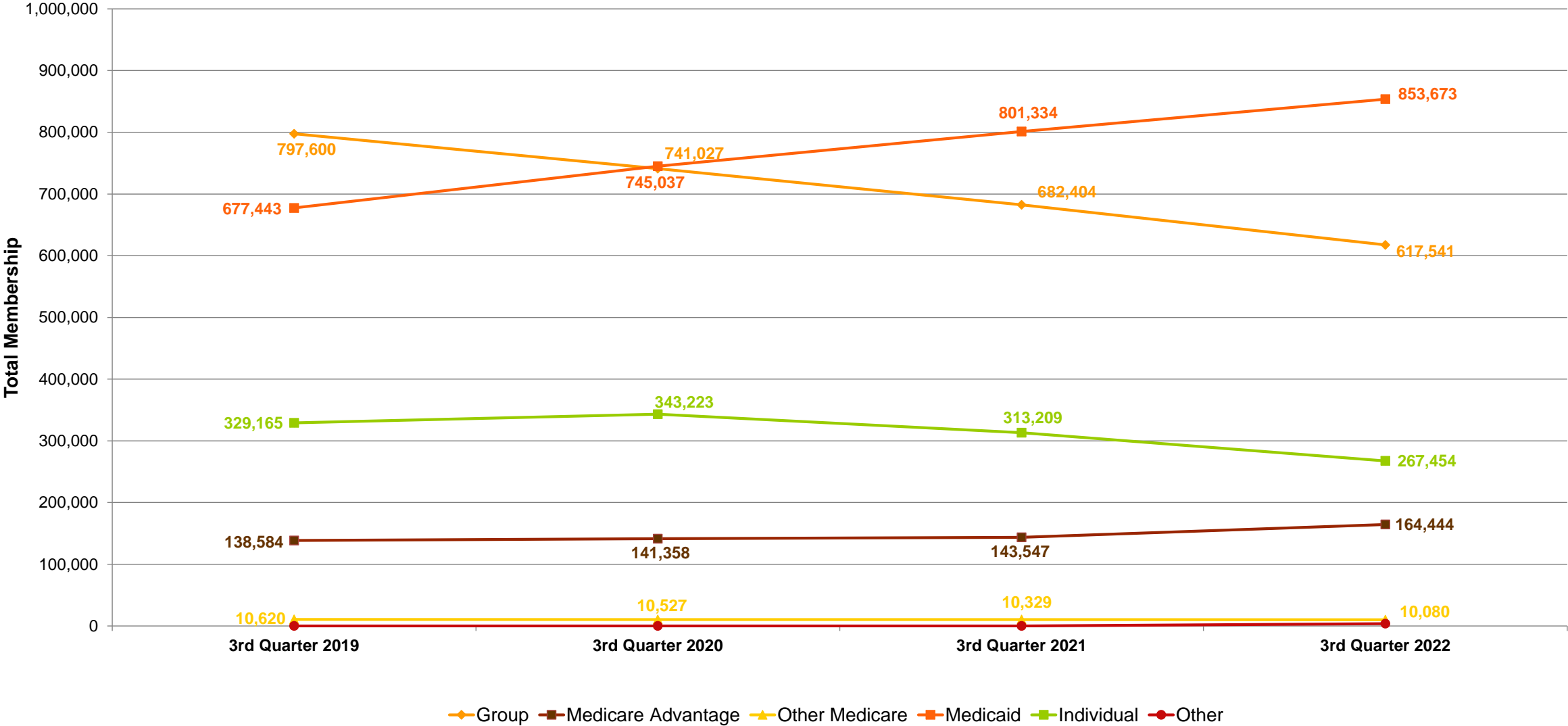


HMOs with Massachusetts Membership less than 50,000 Members as of 09/30/2022

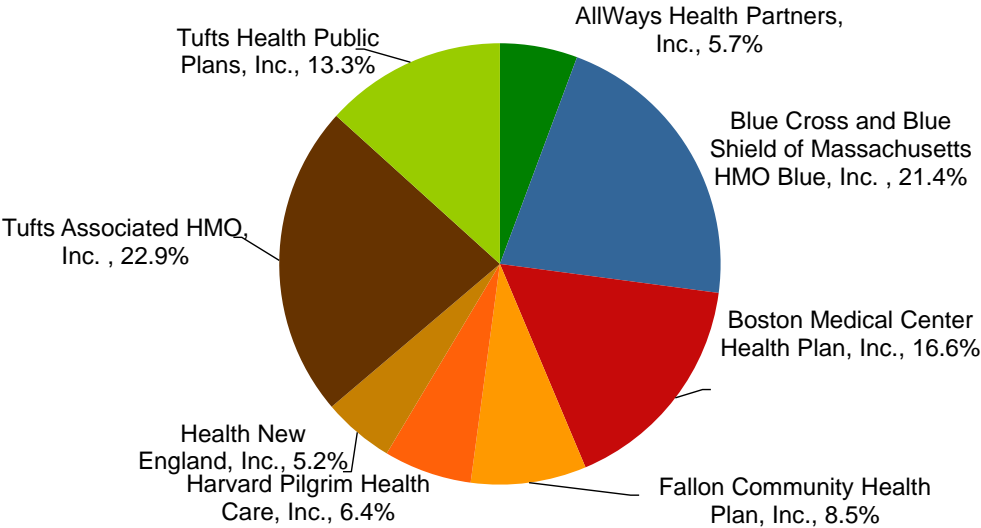


MEMBERSHIP TRENDS

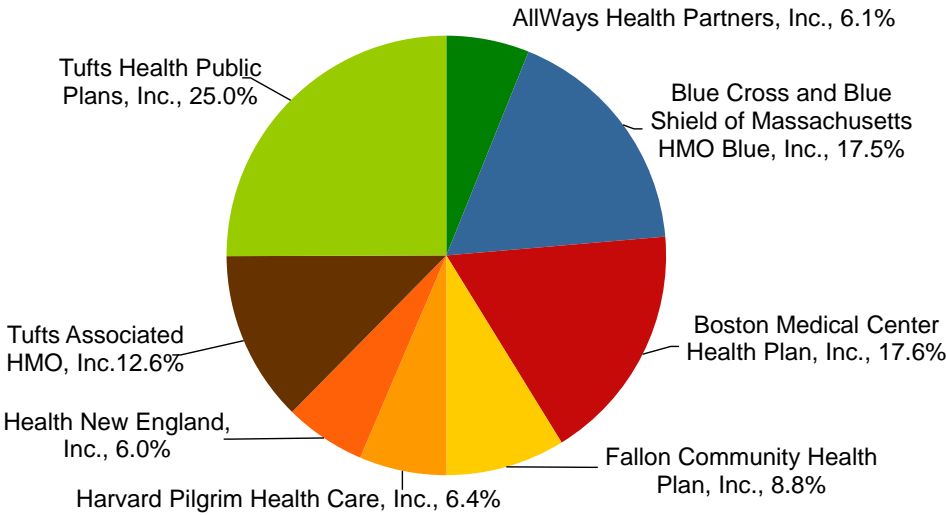
Total HMO Membership by Category of Business



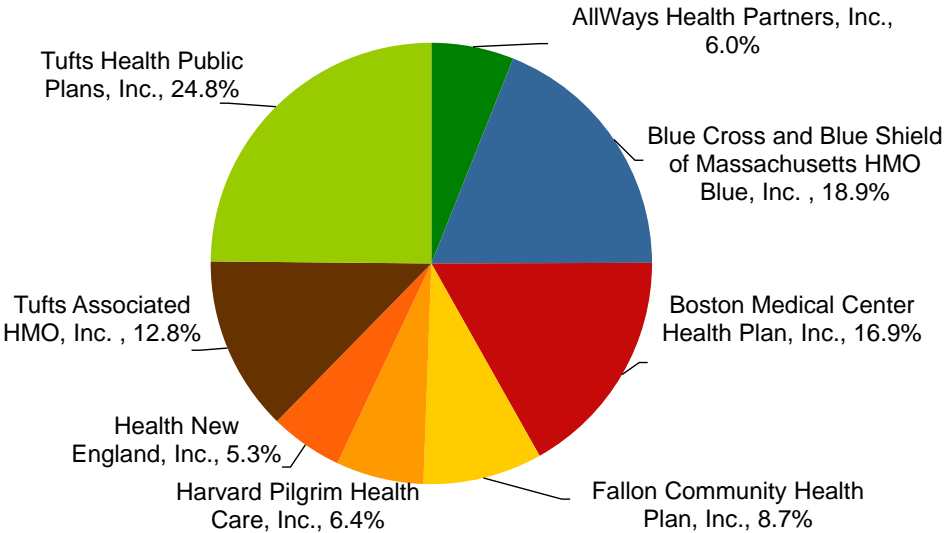
3rd Quarter 2019 Share of Massachusetts HMO Market



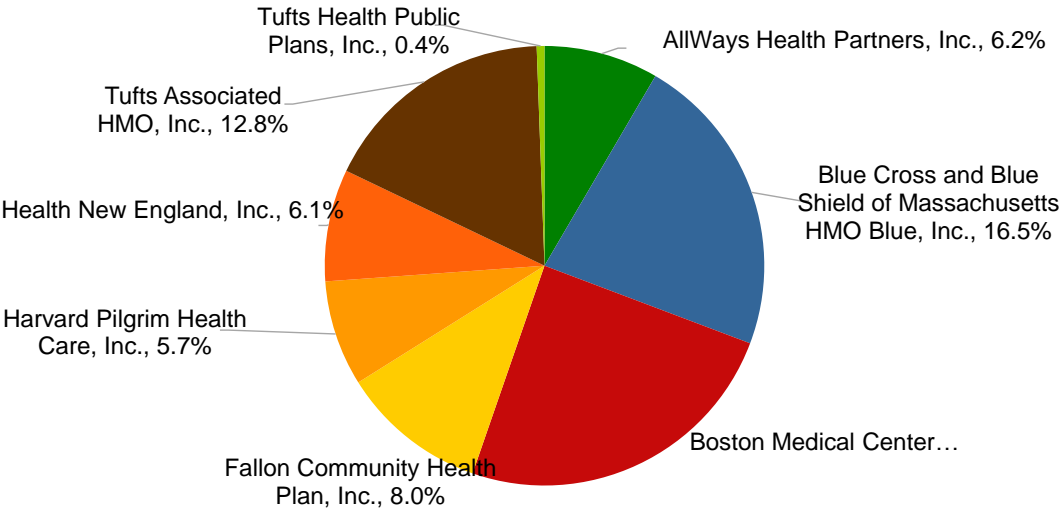
3rd Quarter 2021 Share of Massachusetts HMO Market



3rd Quarter 2020 Share of Massachusetts HMO Market



3rd Quarter 2022 Share of Massachusetts HMO Market



¹Membership charts reflect those persons enrolled only in closed network plans; so-called "dual certificate option" plan (POS) members and insured preferred provider plan members are not included in this report.