

Massachusetts Division of Insurance
Quarterly Report of Health Maintenance Organization Membership in
Insured and Government Health Plans as of September 30, 2023^{1,2}

MEMBERSHIP TRENDS

Closed Network

COMPARISON OF 3rd QUARTER MEMBERSHIP TO THOSE OF PRIOR THREE QUARTERS	4th Quarter 2022 Members at End of Quarter	1st Quarter 2023 Members at End of Quarter	2nd Quarter 2023 Members at End of Quarter	3rd Quarter 2023 Members at End of Quarter	Member Change from 2nd Qtr. 2023 to 3rd Qtr. 2023	Percent Change from 2nd Qtr. 2023 to 3rd Qtr. 2023	3rd Quarter 2023 Share of Massachusetts Closed Network Market
Aetna Health, Inc. (a Connecticut corporation)	650	0	0	0	0	0.00%	0.00%
Aetna Health, Inc. (a Pennsylvania corporation)	949	447	456	111	(345)	100.00%	0.01%
Blue Cross and Blue Shield of Massachusetts HMO Blue, Inc.	310,976	306,059	306,419	306,632	213	0.07%	14.63%
Boston Medical Center Health Plan, Inc. d/b/a Wellsense	349,371	343,326	658,485	640,833	(17,652)	-2.68%	30.57%
Central Mass Health LLC d/b/a Mass Advantage ⁴	965	1,811	1,857	1,901	44	2.37%	0.09%
Commonwealth Care Alliance Massachusetts, LLC. ⁴	2,148	2,260	2,439	2,903	464	19.02%	0.14%
ConnectiCare of Massachusetts, Inc.	83	81	83	77	(6)	-7.23%	0.00%
eternalHealth, Inc. ⁴	7	172	171	167	(4)	-2.34%	0.01%
Fallon Community Health Plan, Inc.	153,957	153,147	137,749	135,379	(2,370)	-1.72%	6.46%
Harvard Pilgrim Health Care, Inc.	108,854	123,963	144,595	144,524	(71)	-0.05%	6.89%
Health New England, Inc.	116,207	110,351	112,779	108,972	(3,807)	-3.38%	5.20%
Humana Wisconsin Health Organization Insurance Corporation ⁴	0	0	0	0	0	0.00%	0.00%
Mass General Brigham Health Plan, Inc.	119,412	116,032	236,728	235,648	(1,080)	-0.46%	11.24%
Molina Healthcare of Wisconsin, Inc. d/b/a Senior Whole Health ⁴	256	256	260	294	34	13.08%	0.01%
Tufts Associated HMO, Inc.	242,997	210,273	186,140	177,182	(8,958)	-4.81%	8.45%
Tufts Health Public Plans, Inc. (formerly Network Health, LLC)	487,183	492,030	299,118	312,914	13,796	4.61%	14.93%
UnitedHealthcare of Wisconsin, Inc.	12,470	17,759	18,675	19,718	1,043	5.59%	0.94%
WellCare Health Plans of Massachusetts, Inc. ⁴	8,154	8,543	8,615	9,009	394	4.57%	0.43%
Totals	1,914,639	1,886,510	2,114,569	2,096,264	(18,305)	-0.87%	100.0%

¹ Information reported by HMOs as of the end of the third quarter of 2023 is based upon the Massachusetts Division of Insurance's "Guidelines for Reporting Membership & Utilization Statistics - Version 6.1" that instructs HMOs to exclude members for whom the HMO did not bear any financial risk.

² Starting with the first quarter of 2017, carriers no longer submit data for this report directly to the Division. Instead, the data shown in this report was produced by the Center for Health Information and Analysis using data submissions by the HMOs to the All-Payer Claims Database.

³ Always Health Partners, Inc. has notified the Division that it will be changing its name to Mass General Brigham Health Plan, Inc. as of January 1, 2023.

⁴ Central Mass Health, LLC d/b/a Mass Advantage, Commonwealth Care Alliance Massachusetts, LLC., eternalHealth, Inc.,UnitedHealthcare of Wisconsin, Inc., WellCare Health Plans of Massachusetts, Inc entered the Massachusetts market effective January 1st, 2022.

Massachusetts Division of Insurance
Quarterly Report of Health Maintenance Organization Membership in
Insured and Government Health Plans as of September 30, 2023^{1,2}

MEMBERSHIP TRENDS

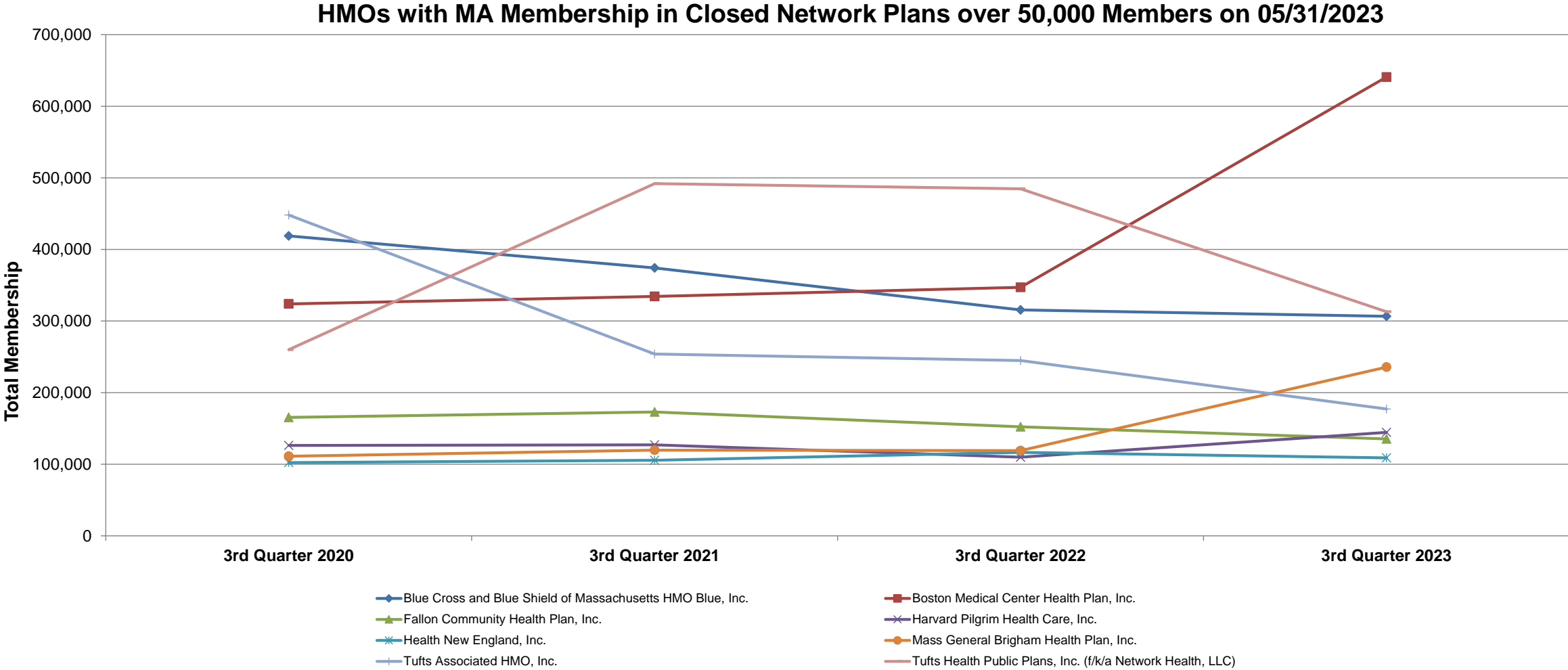
Preferred Network

COMPARISON OF 3rd QUARTER MEMBERSHIP TO THOSE OF PRIOR THREE QUARTERS	4thQuarter 2022 Members at End of Quarter	1st Quarter 2023 Members at End of Quarter	2nd Quarter 2023 Members at End of Quarter	3rd Quarter 2023 Members at End of Quarter	Member Change 2nd Qtr. 2023 to 3rd Qtr. 2023	Percent Change 2nd Qtr. 2023 to 3rd Qtr. 2023	3rd Quarter 2023 Share of Massachusetts PPO Market
Aetna Health, Inc. (a Connecticut corporation)	0	1,010	1,026	1,057	31	3.02%	0.43%
Blue Cross and Blue Shield of Massachusetts HMO Blue, Inc.	199,868	205,454	207,296	208,689	1,393	0.67%	85.19%
ConnectiCare of Massachusetts, Inc.	47	45	48	49	1	2.08%	0.02%
Harvard Pilgrim Health Care, Inc.	18,678	19,503	20,096	20,398	302	1.50%	8.33%
Health New England, Inc.	8,103	8,233	8,358	10,396	2,038	24.38%	4.24%
Mass General Brigham Health Plan, Inc.	1,328	2,048	2,014	2,199	185	9.19%	0.90%
Tufts Associated HMO, Inc.	133	1,649	1,922	2,191	269	14.00%	0.89%
Totals	223,532	225,701	240,760	244,979	4,219	1.75%	100.00%

¹ Information reported by HMOs as of the end of the third quarter of 2022 is based upon the Massachusetts Division of Insurance's "Guidelines for Reporting Membership & Utilization Statistics - Version 6.1" that instructs HMOs to exclude members for whom the HMO did not bear any financial risk.

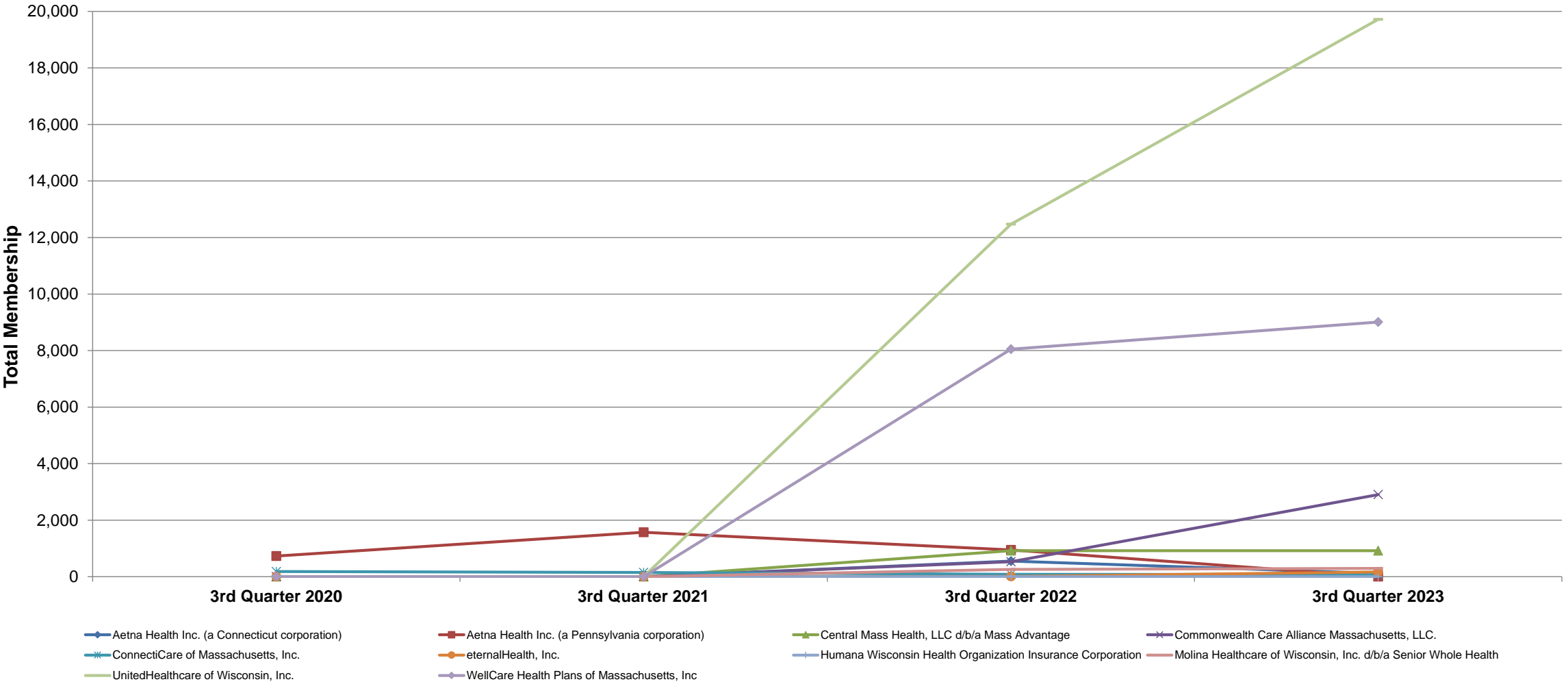
² Starting with the first quarter of 2017, carriers no longer submit data for this report directly to the Division. Instead, the data shown in this report was produced by the Center for Health Information and Analysis using data submissions by the HMOs to the All-Payer Claims Database.

MEMBERSHIP TRENDS



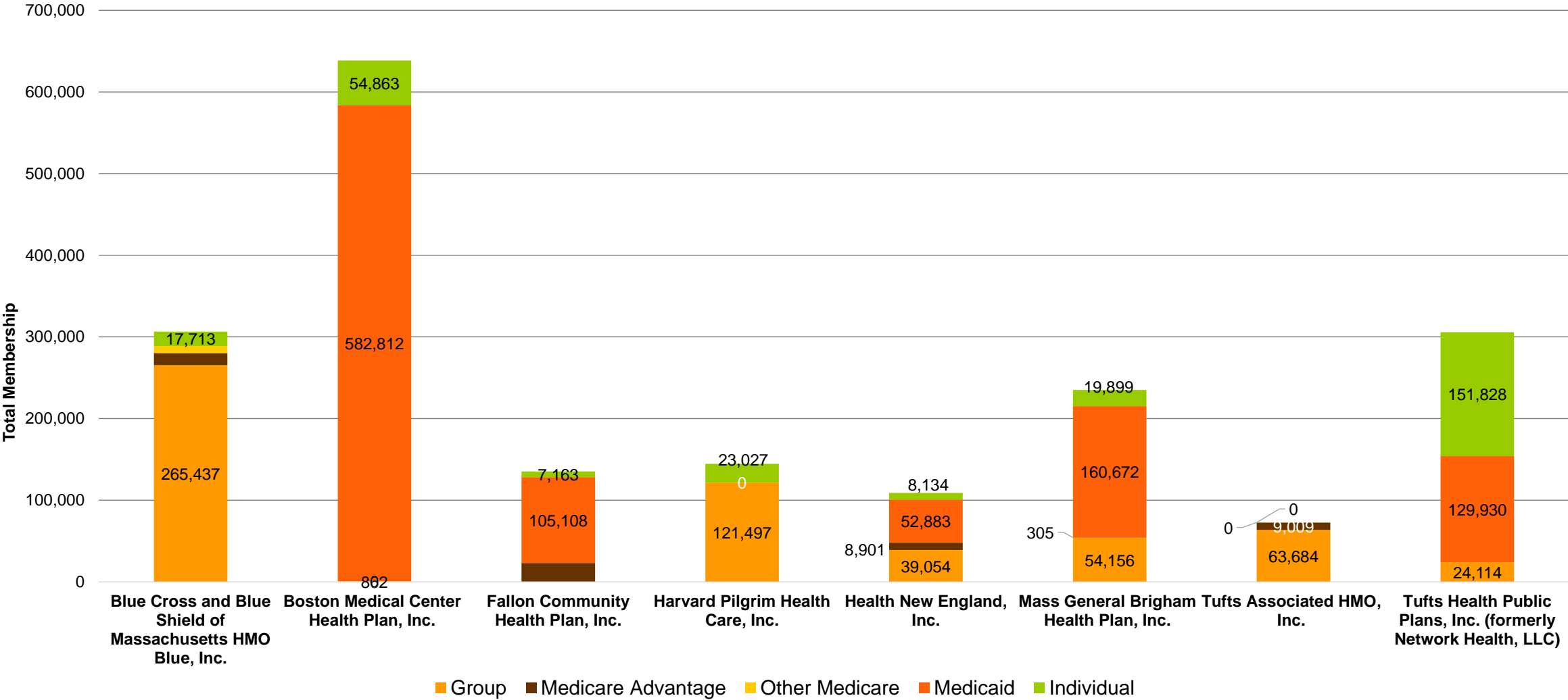
MEMBERSHIP TRENDS

HMOs with MA Membership in Closed Network Plans less than 50,000 Members on 05/31/2023



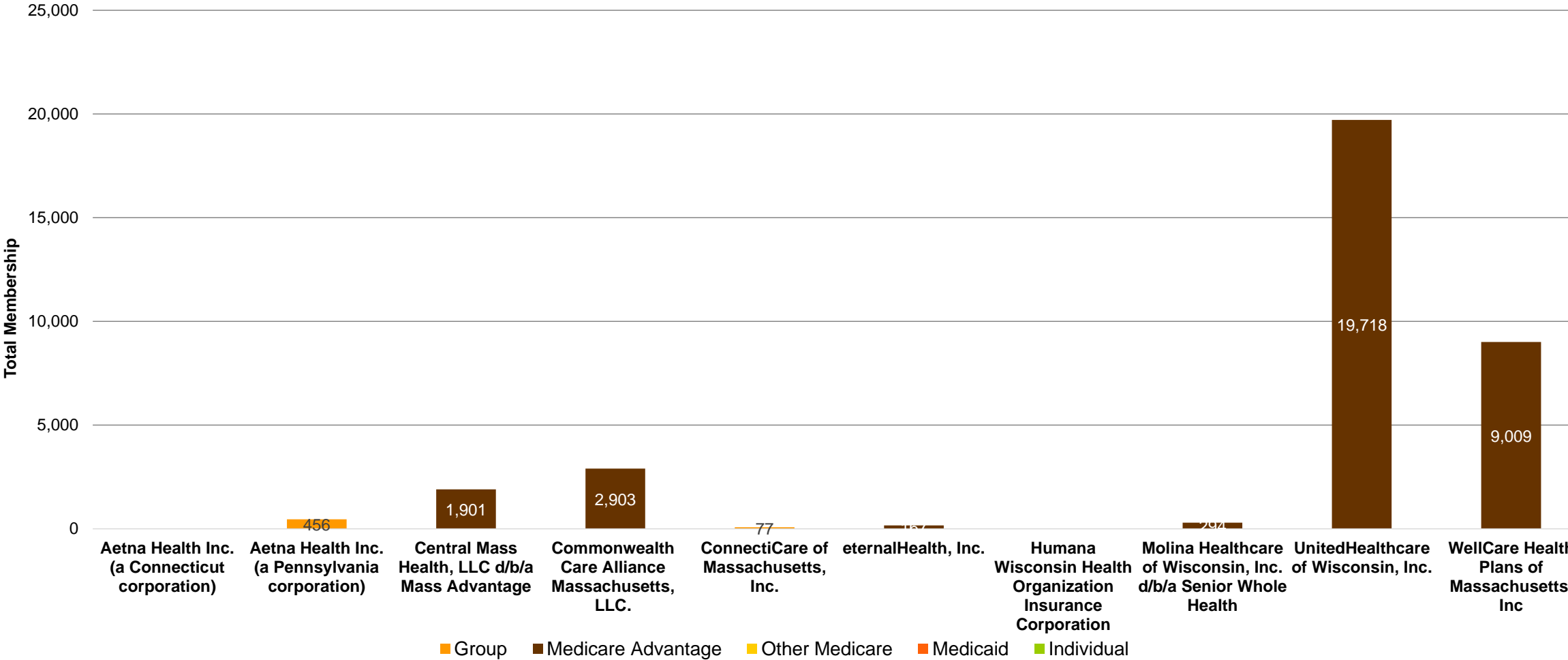
MEMBERSHIP TRENDS

HMOs with Massachusetts Membership over 50,00 Members on 05/31/2023



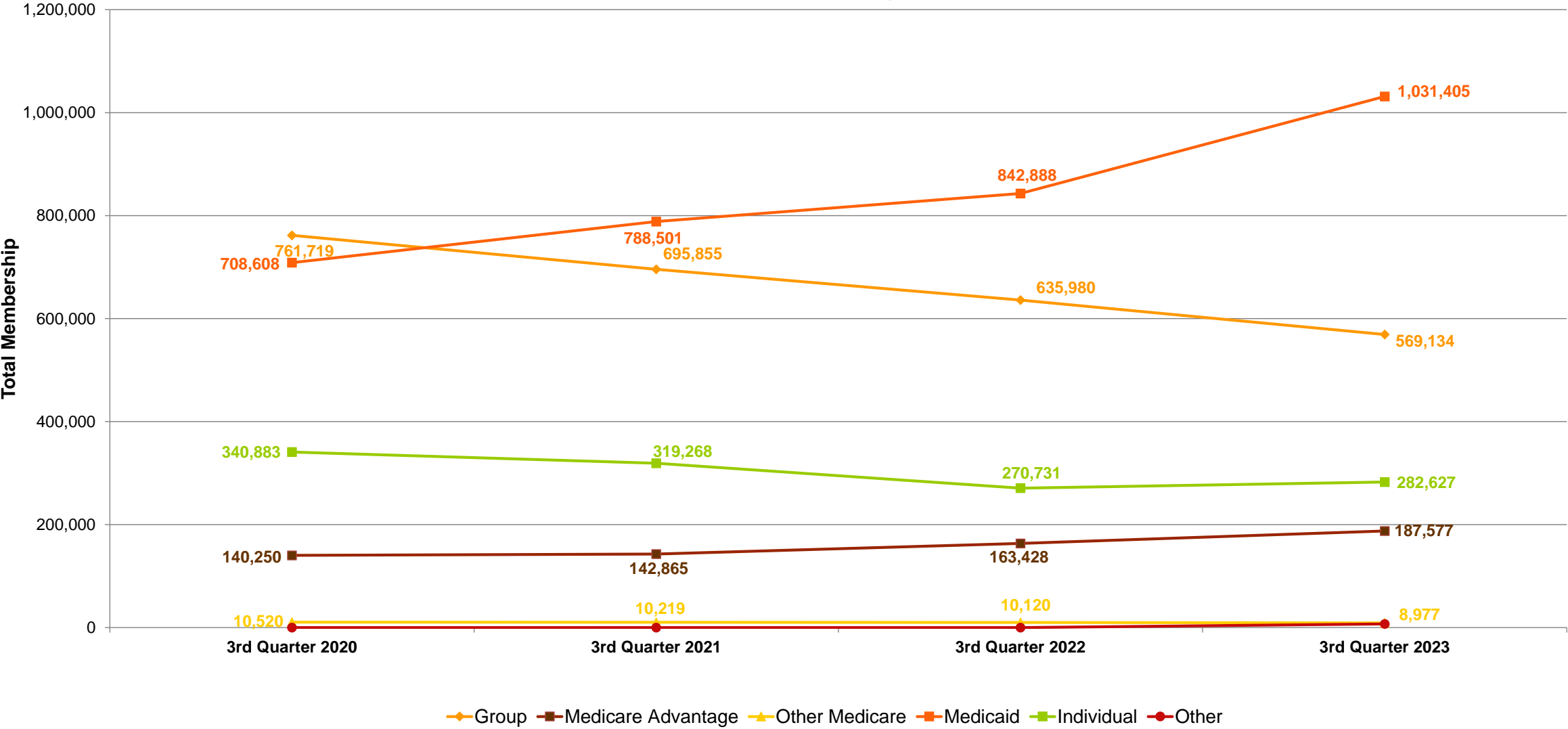
MEMBERSHIP TRENDS

HMOs with Massachusetts Membership less than 50,000 Members as of 05/31/2023

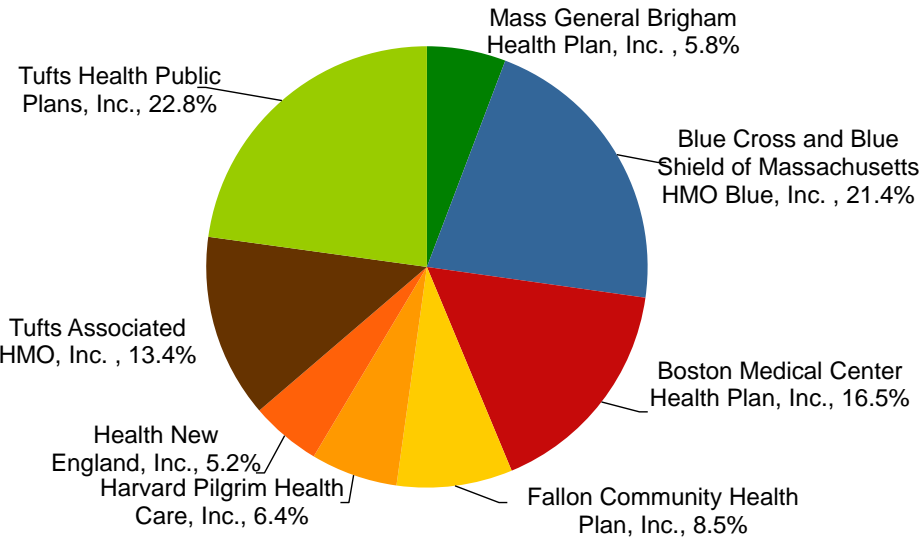


MEMBERSHIP TRENDS

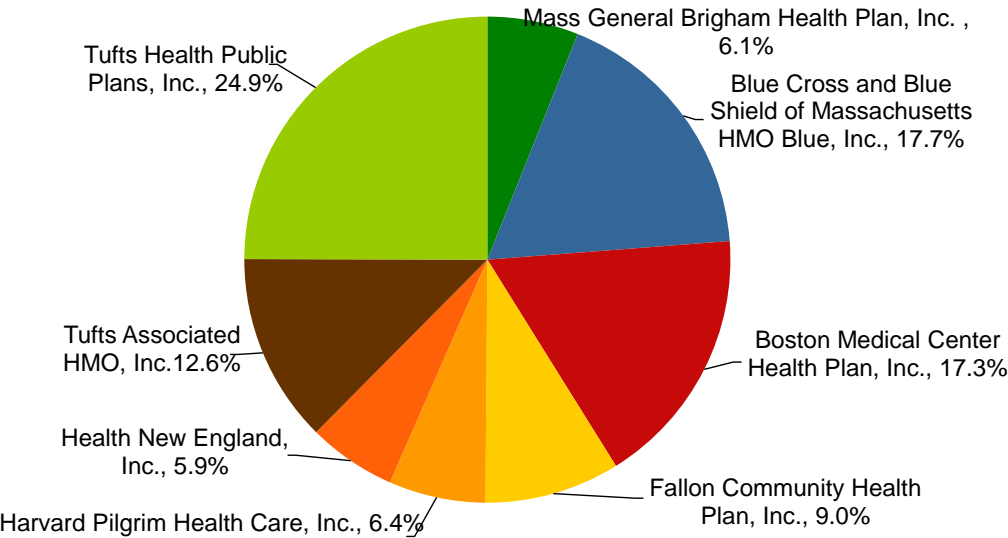
Total HMO Membership by Category of Business



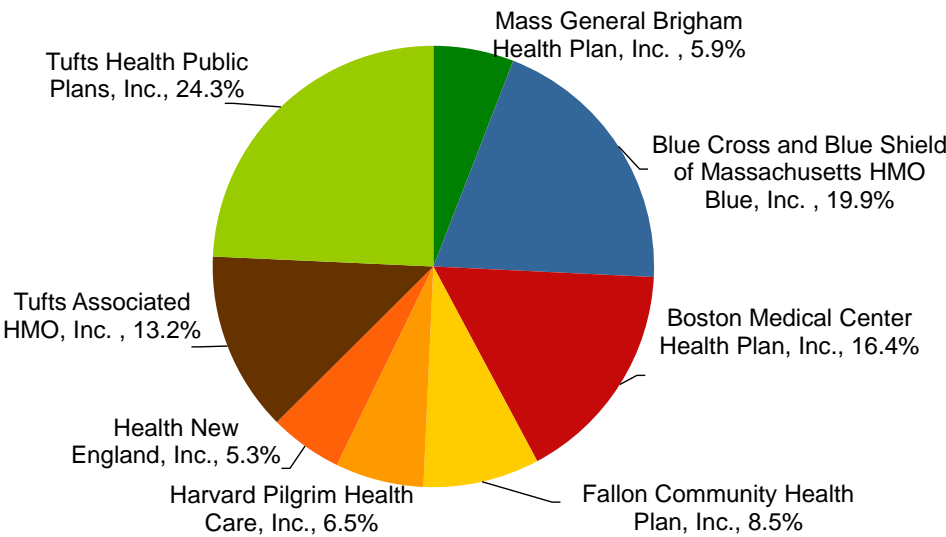
3rd Quarter 2020 Share of Massachusetts HMO Market



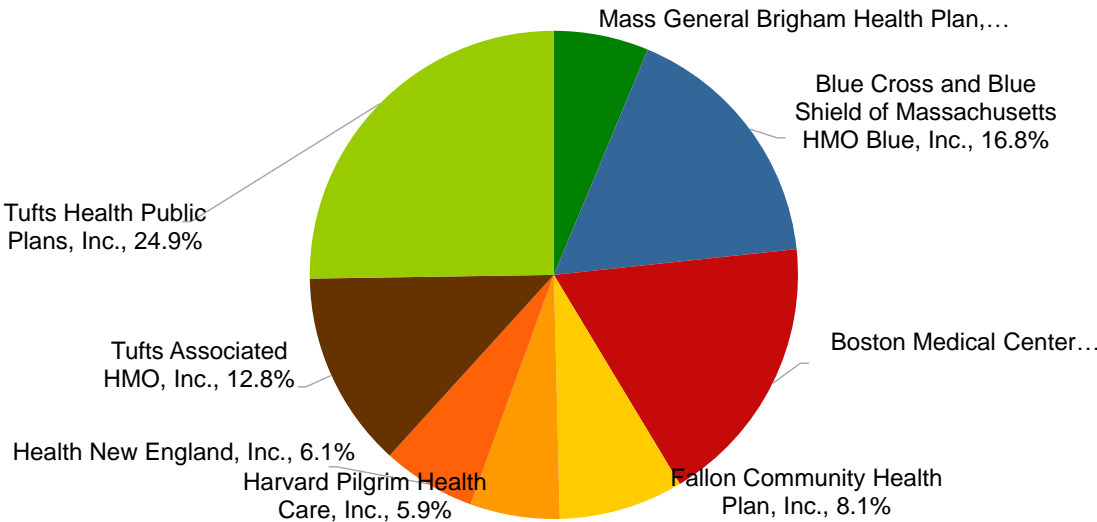
3rd Quarter 2022 Share of Massachusetts HMO Market



3rd Quarter 2021 Share of Massachusetts HMO Market



3rd Quarter 2023 Share of Massachusetts HMO Market



¹Membership charts reflect those persons enrolled only in closed network plans; so-called "dual certificate option" plan (POS) members and insured preferred provider plan members are not included in this report.