

Massachusetts Division of Insurance
Quarterly Report of Health Maintenance Organization Membership in Insured Closed Network Health Plans
as of September 30, 2018¹

Closed Network

COMPARISON OF 3RD QUARTER MEMBERSHIP TO THOSE OF PRIOR THREE QUARTERS	4th Quarter 2017 Members at End of Quarter	1st Quarter 2018 Members at End of Quarter	2nd Quarter 2018 Members at End of Quarter	3rd Quarter 2018 Members at End of Quarter ²	Member Change 2nd Qtr. 18 to 3rd Qtr. 18 ²	Percent Change 2nd Qtr. 18 to 3rd Qtr. 18 ²	3rd Quarter 2018 Share of Massachusetts Closed Network Market
Aetna Health Inc. ³	2,044	840	1,944	1,627	(317)	-16.3%	0.1%
Blue Cross and Blue Shield of Massachusetts HMO Blue, Inc.	448,287	444,384	445,402	448,037	2,635	0.6%	22.4%
Boston Medical Center Health Plan, Inc.	247,395	354,803	336,912	334,055	(2,857)	-0.8%	16.7%
CeltiCare Health Plan of Massachusetts, Inc. ⁴	34,111	0	0	0	0	0.0%	0.0%
ConnectiCare of Massachusetts, Inc.	367	318	283	241	(42)	-14.8%	0.0%
Fallon Community Health Plan, Inc.	131,104	183,880	183,077	155,144	(27,933)	-15.3%	7.8%
Harvard Pilgrim Health Care, Inc.	149,909	145,852	144,788	142,893	(1,895)	-1.3%	7.2%
Health New England, Inc.	145,976	122,835	123,351	100,162	(23,189)	-18.8%	5.0%
Minuteman Health, Inc. ⁵	7,517	0	0	0	0	0.0%	0.0%
Neighborhood Health Plan, Inc.	346,937	138,583	136,874	117,136	(19,738)	-14.4%	5.9%
Tufts Health Public Plans, Inc. (formerly Network Health, LLC)	364,335	450,185	440,507	435,443	(5,064)	-1.1%	21.8%
Tufts Associated HMO, Inc. ⁶	273,479	270,732	271,015	263,015	(8,000)	-3.0%	13.2%
Totals	2,151,461	2,112,412	2,084,153	1,997,753	(86,400)	-4.1%	100.0%

PPO

COMPARISON OF 3RD QUARTER MEMBERSHIP TO THOSE OF PRIOR THREE QUARTERS	4th Quarter 2017 Members at End of Quarter	1st Quarter 2018 Members at End of Quarter	2nd Quarter 2018 Members at End of Quarter	3rd Quarter 2018 Members at End of Quarter	Member Change 2nd Qtr. 18 to 3rd Qtr. 18 ²	Percent Change 2nd Qtr. 18 to 3rd Qtr. 18 ²	3rd Quarter 2018 Share of Massachusetts PPO Market
Aetna Health Inc. ³	39	0	31	23	(8)	-25.8%	0.0%
Blue Cross and Blue Shield of Massachusetts HMO Blue, Inc.	173,872	178,580	179,436	182,416	2,980	1.7%	89.0%
Boston Medical Center Health Plan, Inc.	0	0	0	0	0	0.0%	0.0%
CeltiCare Health Plan of Massachusetts, Inc. ⁴	0	0	0	0	0	0.0%	0.0%
ConnectiCare of Massachusetts, Inc.	43	42	39	36	(3)	-7.7%	0.0%
Fallon Community Health Plan, Inc.	0	0	0	0	0	0.0%	0.0%
Harvard Pilgrim Health Care, Inc.	18,619	17,850	18,062	17,992	(70)	-0.4%	8.8%
Health New England, Inc.	2,838	2,982	3,151	3,105	(46)	-1.5%	1.5%
Minuteman Health, Inc. ⁵	328	0	0	0	0	0.0%	0.0%
Neighborhood Health Plan, Inc. ⁶	434	486	524	696	172	32.8%	0.3%
Tufts Health Public Plans, Inc. (formerly Network Health, LLC)	0	0	0	0	0	0.0%	0.0%
Tufts Associated HMO, Inc. ⁷	752	595	595	592	(3)	-0.5%	0.3%
Totals	196,925	200,535	201,838	204,860	3,022	1.5%	100.0%

¹ Information reported by HMOs as of the end of the third quarter of 2018 based upon the Massachusetts Division of Insurance's "Guidelines for Reporting Membership & Utilization Statistics - Version 6.1" that instructs HMOs to exclude members for whom the HMO did not bear any financial risk. Starting with the first quarter of 2017, carriers are no longer submitting data for this report directly to the Division. Instead, the first quarter 2017 (and subsequent quarters') data shown in this report was produced by the Center for Health Information and Analysis using data submissions by the HMOs to the All-Payer Claims Database. As a result, comparing membership from the fourth quarter of 2016 to the first quarter of 2017 may not be appropriate, as the data is taken from separate sources.

² Reported membership declined for Fallon Community Health Plan, Inc., Health New England, Inc. and Neighborhood Health Plan, Inc. primarily due to Massachusetts Group Insurance Commission members switching on July 1, 2018 from insured coverage (which is reported in this table) to self-funded coverage that is not reported to the Division of Insurance.

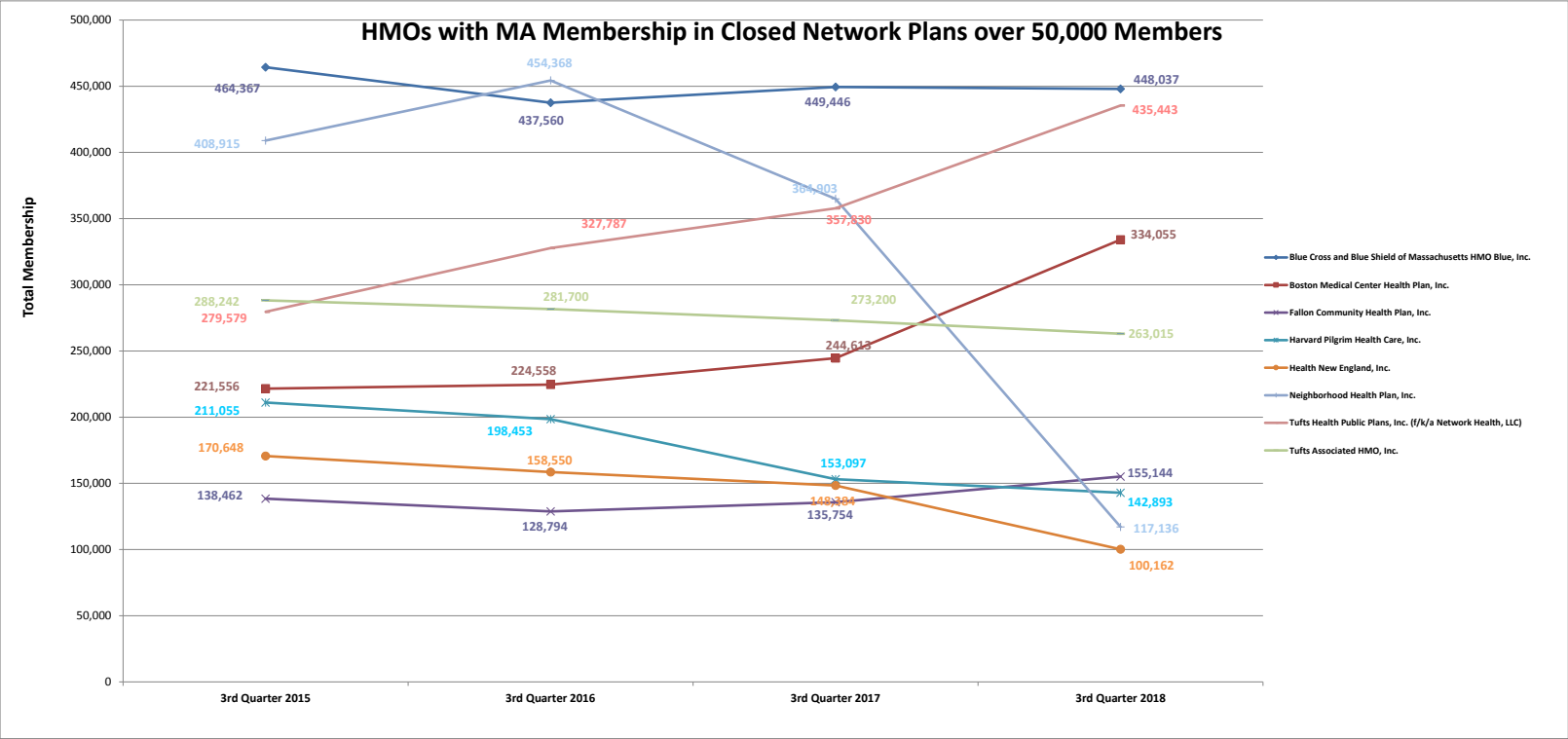
³ Effective September 1, 2010, Aetna Health Inc. ceased offering small group health plans in Massachusetts and began nonrenewing all small group health business as of April 1, 2011.

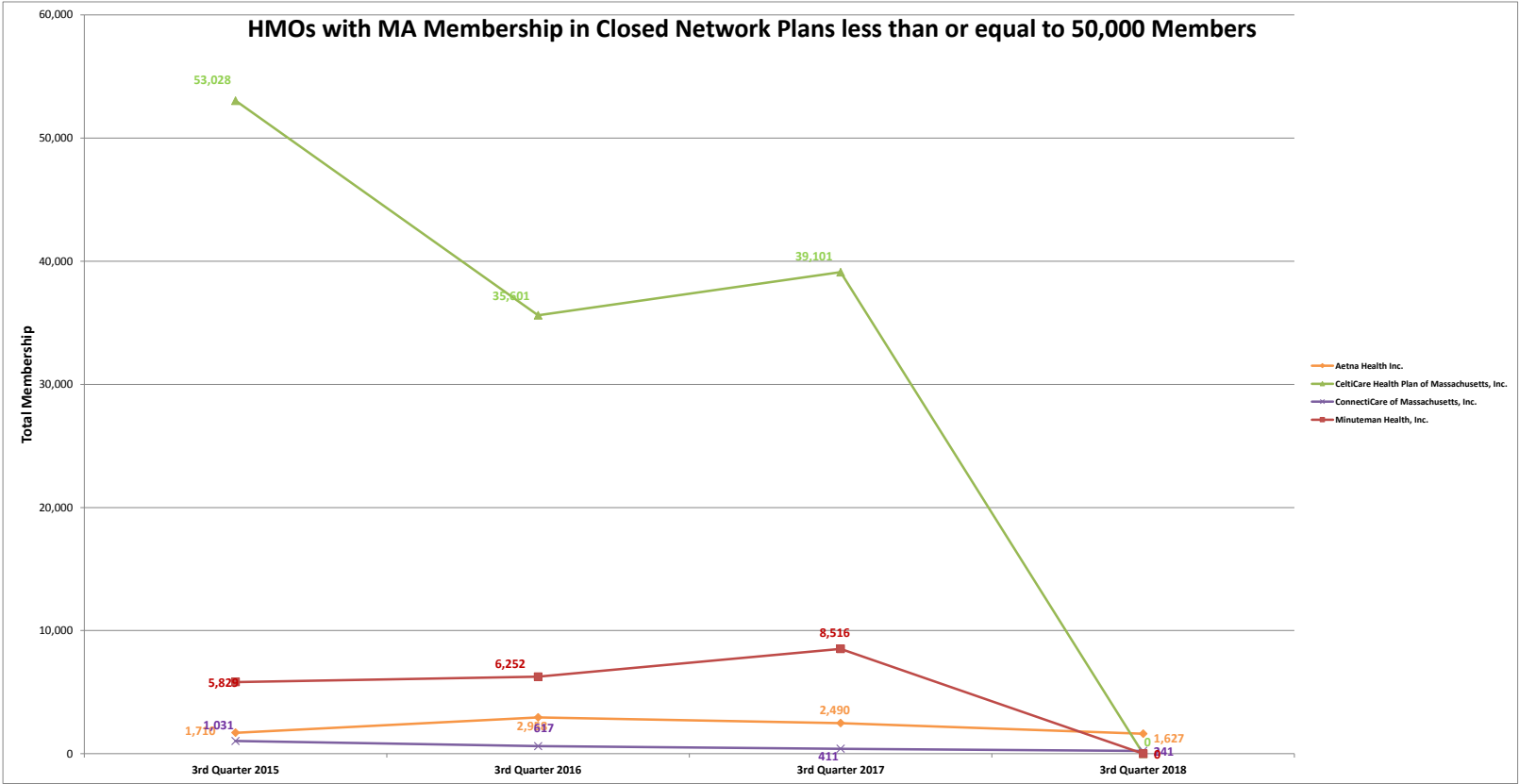
⁴ Effective December 31, 2017, CeltiCare Health Plan of Massachusetts, Inc. ceased offering plans in Massachusetts and exited the Massachusetts market as of December 31, 2017.

⁵ Membership in plans offered by Minuteman Health, Inc. began January 1, 2014. Minuteman Health, Inc. exited the Massachusetts market as of December 31, 2017.

⁶ Doing business as AllWays Health Plan.

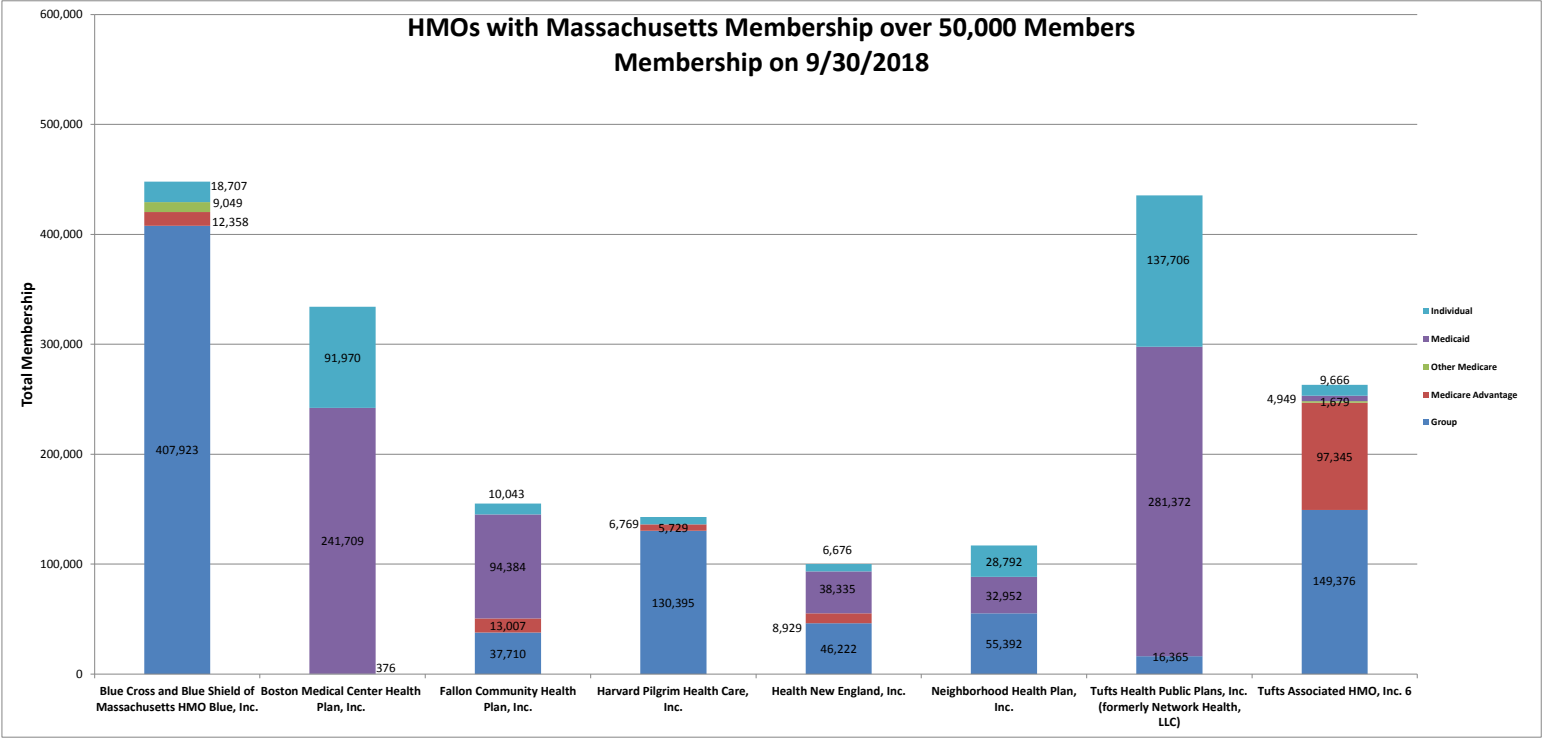
⁷ Doing business as Tufts Associated Health Plan ("TAHP") and as Tufts Health Plan (THP").

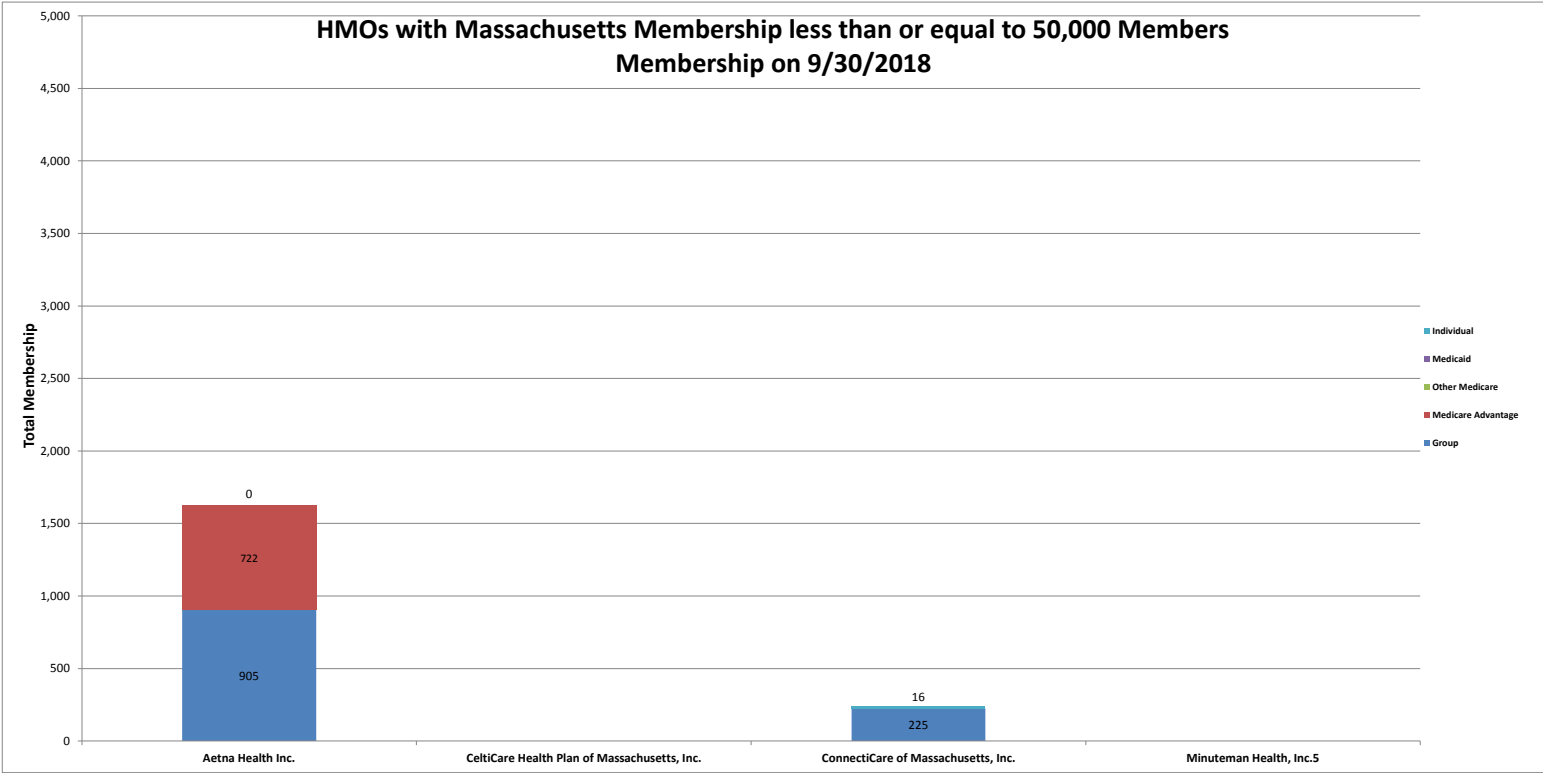




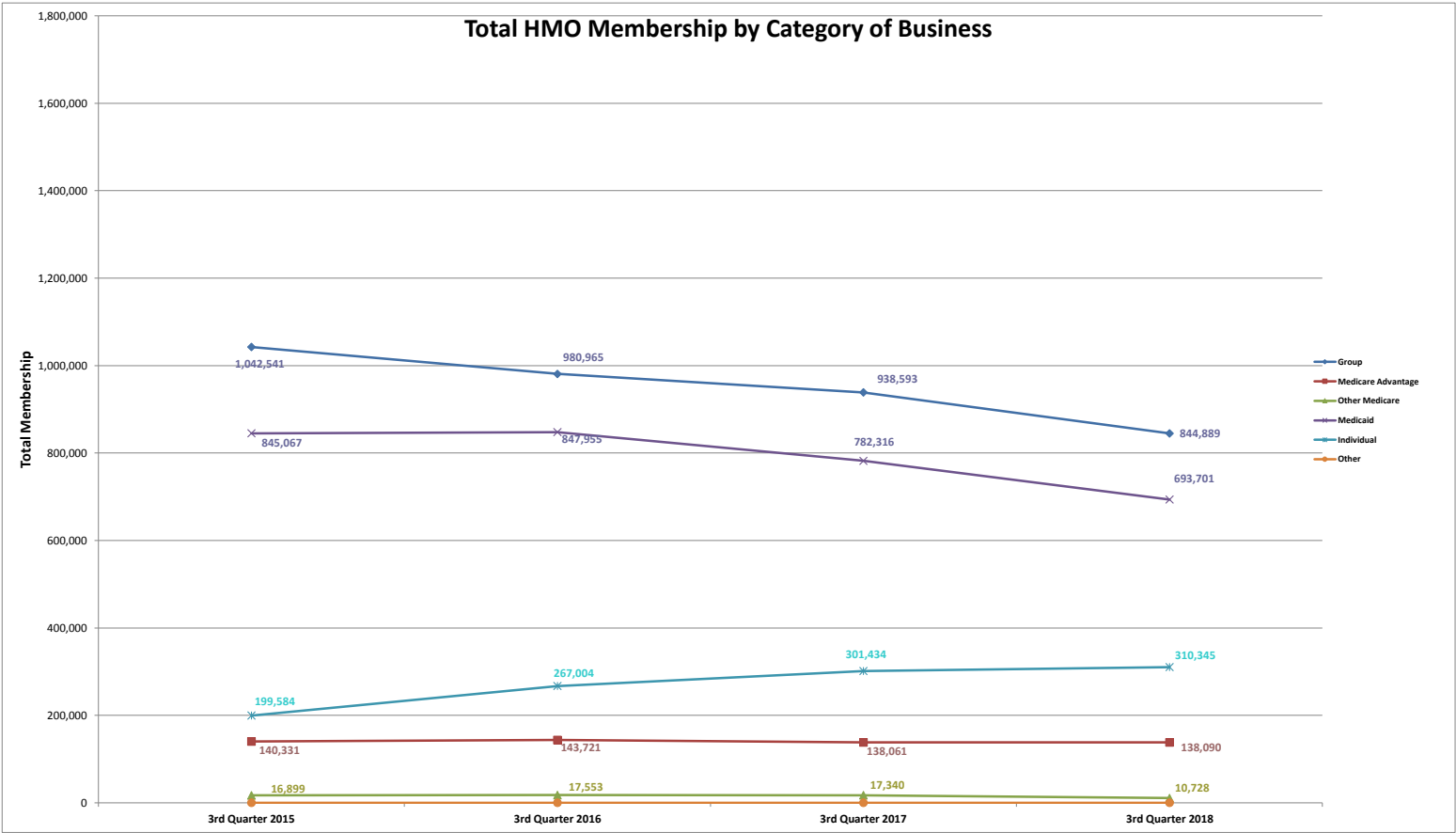
¹ Membership in plans offered by Minuteman Health, Inc. began January 1, 2014. Minuteman Health, Inc. exited the Massachusetts market as of December 31, 2017.

² Effective December 31, 2017, CeltiCare Health, Inc. ceased offering plans in Massachusetts and exited the Massachusetts market as of December 31, 2017.

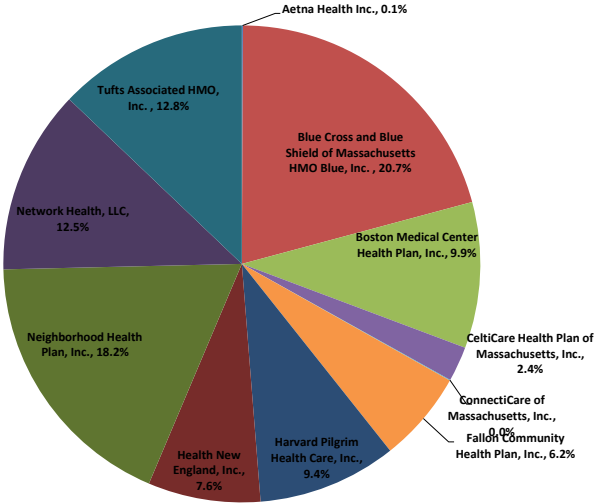




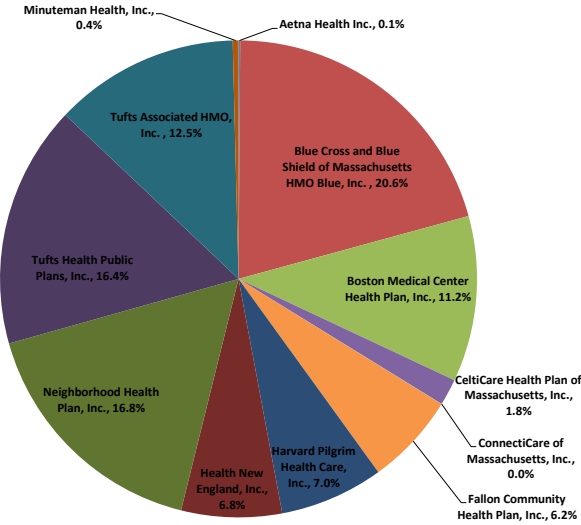
¹ Membership in plans offered by Minuteman Health, Inc. began January 1, 2014. All membership ceased as of December 31, 2017.
² Effective December 31, 2017, CeltiCare Health, Inc. ceased offering plans in Massachusetts and exited the Massachusetts market as of December 31, 2017.



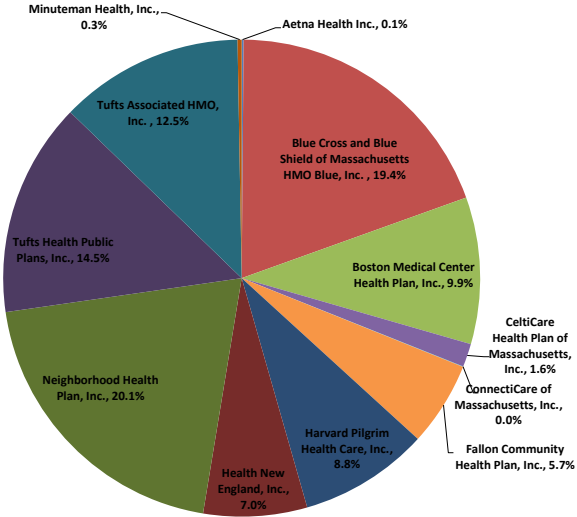
3rd Quarter 2015 Share of Massachusetts HMO Market



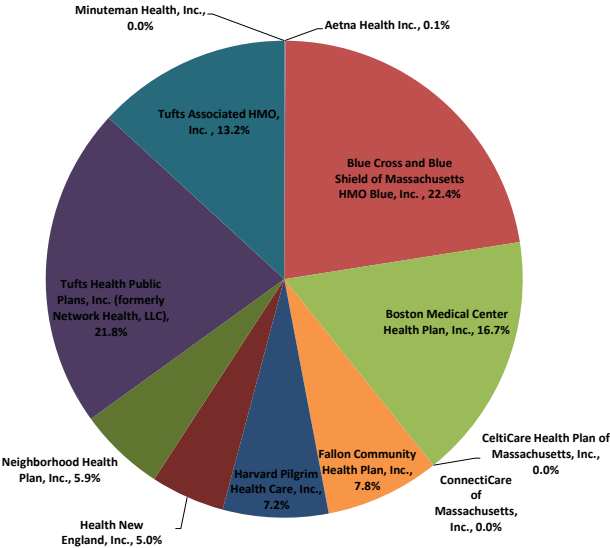
3rd Quarter 2017 Share of Massachusetts HMO Market



3rd Quarter 2016 Share of Massachusetts HMO Market



3rd Quarter 2018 Share of Massachusetts HMO Market



¹Membership charts reflect those persons enrolled only in closed network plans; so-called "dual certificate option" plan (POS) members and insured preferred provider plan members are not included in this report.

²Effective December 31, 2017, CeltiCare Health, Inc. ceased offering plans in Massachusetts and exited the Massachusetts market as of December 31, 2017.

³Membership in plans offered by Minuteman Health, Inc. began January 1, 2014. Minuteman Health, Inc. exited the Massachusetts market as of December 31, 2017.