

Massachusetts Division of Insurance
Quarterly Report of Health Maintenance Organization Membership in Closed Network Health Plans
as of December 31, 2011¹

COMPARISON OF 4th QUARTER MEMBERSHIP TO LAST THREE QUARTERS

Closed Network							
	1st Quarter 2011 Members at End of Quarter	2nd Quarter 2011 Members at End of Quarter	3rd Quarter 2011 Members at End of Quarter	4th Quarter 2011 Members at End of Quarter	Member Change 3rd Qtr. 11 to 4th Qtr. 11	Percent Change 3rd Qtr. 11 to 4th Qtr. 11	4th Quarter 2011 Share of Massachusetts Closed Network Market
COMPARISON OF 4TH QUARTER MEMBERSHIP TO LAST THREE QUARTERS							
Aetna Health Inc. ²	2,067	1,886	1,919	1,877	(42)	-2.19%	0.1%
Blue Cross and Blue Shield of Massachusetts HMO Blue, Inc. ³	549,081	540,635	529,916	522,646	(7,270)	-1.37%	24.9%
Boston Medical Center Health Plan, Inc.	252,146	251,584	238,846	229,026	(9,820)	-4.11%	10.9%
CeltiCare Health Plan of Massachusetts, Inc.	34,087	32,926	34,304	35,719	1,415	4.12%	1.7%
ConnectiCare of Massachusetts, Inc.	2,952	2,884	2,836	2,857	21	0.74%	0.1%
Fallon Community Health Plan, Inc.	156,342	153,925	153,286	151,374	(1,912)	-1.25%	7.2%
Harvard Pilgrim Health Care, Inc.	310,712	308,600	307,889	307,091	(798)	-0.26%	14.6%
Health New England, Inc.	88,220	87,909	89,718	90,155	437	0.49%	4.3%
Neighborhood Health Plan, Inc.	230,749	237,600	242,922	241,806	(1,116)	-0.46%	11.5%
Network Health, LLC ⁴	0	0	173,514	178,901	5,387	3.10%	8.5%
Tufts Associated HMO, Inc. ⁵	336,754	334,847	337,850	336,180	(1,470)	-0.44%	16.0%
UnitedHealthcare of New England, Inc.	33	28	32	30	(2)	-6.25%	0.0%
Totals	1,963,143	1,952,824	2,112,832	2,097,662	(15,170)	-0.72%	100.0%

PPO							
	1st Quarter 2011 Members at End of Quarter	2nd Quarter 2011 Members at End of Quarter	3rd Quarter 2011 Members at End of Quarter	4th Quarter 2011 Members at End of Quarter	Member Change 3rd Qtr. 11 to 4th Qtr. 11	Percent Change 3rd Qtr. 11 to 4th Qtr. 11	4th Quarter 2011 Share of Massachusetts PPO Market
COMPARISON OF 4TH QUARTER MEMBERSHIP TO LAST THREE QUARTERS							
Aetna Health Inc. ²	1,541	1,487	1,419	1,429	10	0.70%	1.0%
Blue Cross and Blue Shield of Massachusetts HMO Blue, Inc. ³	99,633	100,471	101,084	101,748	664	0.66%	72.8%
Boston Medical Center Health Plan, Inc.	0	0	0	0	0	0.00%	0.0%
CeltiCare Health Plan of Massachusetts, Inc.	0	0	0	0	0	0.00%	0.0%
ConnectiCare of Massachusetts, Inc.	341	339	326	326	0	0.00%	0.2%
Fallon Community Health Plan, Inc.	232	297	238	244	6	2.52%	0.2%
Harvard Pilgrim Health Care, Inc.	30,001	29,982	30,260	29,642	(618)	-2.04%	21.2%
Health New England, Inc.	1,690	1,714	1,662	1,642	(15)	-0.90%	1.2%
Neighborhood Health Plan, Inc.	0	0	0	0	0	0.00%	0.0%
Network Health, LLC ⁴	0	0	0	0	0	0.00%	0.0%
Tufts Associated HMO, Inc. ⁵	3,763	3,774	3,763	3,653	(110)	-2.92%	2.6%
UnitedHealthcare of New England, Inc.	1,595	1,488	1,265	1,168	(97)	-7.67%	0.8%
Totals	138,796	139,552	140,017	139,857	(160)	-0.11%	100.0%

¹ Information reported by HMOs as of the end of the fourth quarter of 2011 based upon the Massachusetts Division of Insurance's "Guidelines for Reporting Membership & Utilization Statistics - Version 6.0"

that instructs HMOs to exclude members for whom the HMO did not bear any financial risk.

² Effective September 1, 2010, Aetna Health Inc. ceased offering small group health plans in Massachusetts and will begin nonrenewing all small group health business as of April 1, 2011.

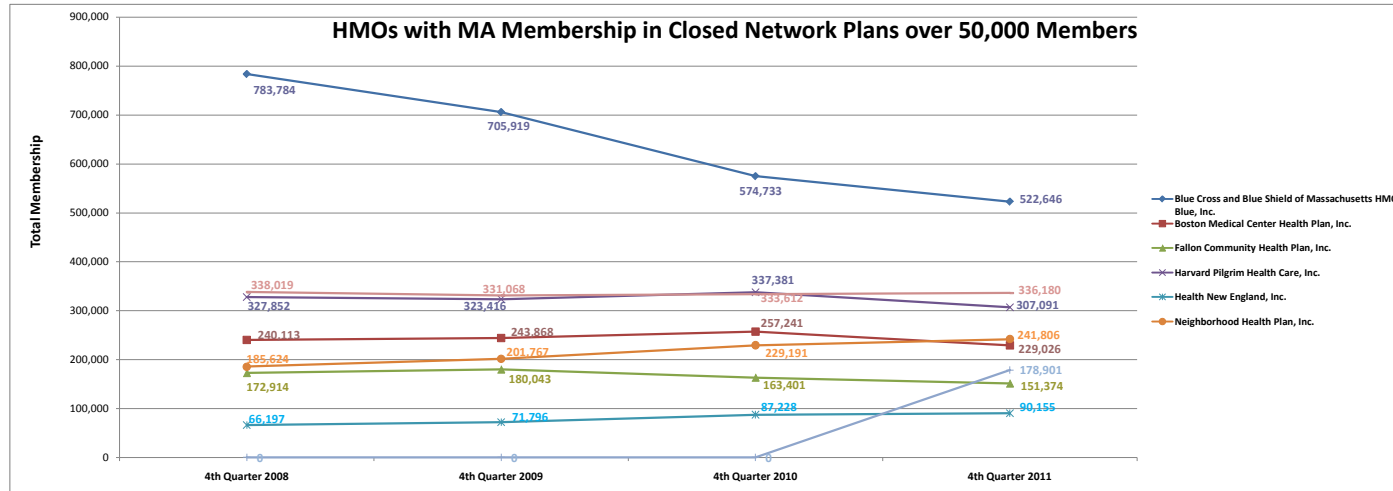
³ Formerly a line of business of Blue Cross and Blue Shield of Massachusetts, Inc. ("BCBSMA"). Blue Cross and Blue Shield of Massachusetts HMO Blue, Inc. was created as a separate corporate entity for BCBSMA's HMO line of business effective January 1, 2005.

⁴ Network Health, LLC was not licensed until October 1, 2011. The 3rd quarter 2011 membership report includes Network Health, LLC for the first time.

⁵ Doing business as Tufts Associated Health Plan ("TAHMO") and as Tufts Health Plan (THP).

Massachusetts Division of Insurance
Quarterly Report of Health Maintenance Organization Membership in Closed Network Health Plans
as of December 31, 2011¹

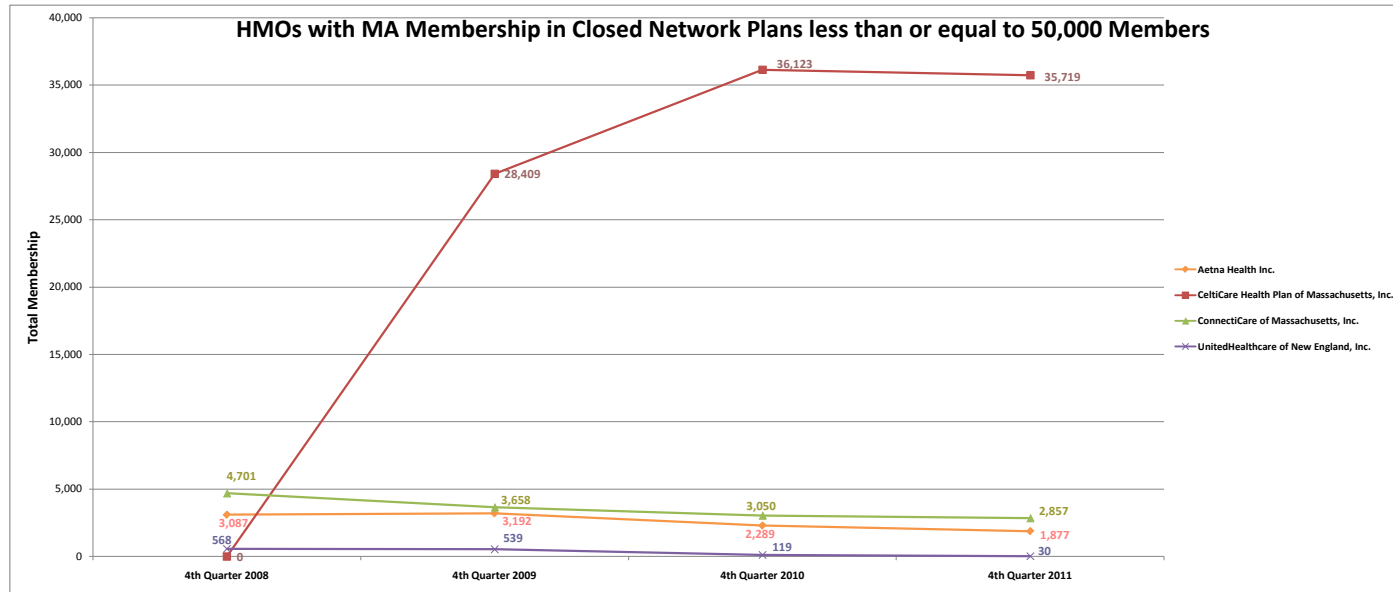
COMPARISON OF 4th QUARTER MEMBERSHIP TO LAST THREE QUARTERS



¹ Network Health, LLC was not licensed until October 1, 2011. The 3rd quarter 2011 membership report includes Network Health, LLC for the first time.

Massachusetts Division of Insurance
Quarterly Report of Health Maintenance Organization Membership in Closed Network Health Plans
as of December 31, 2011¹

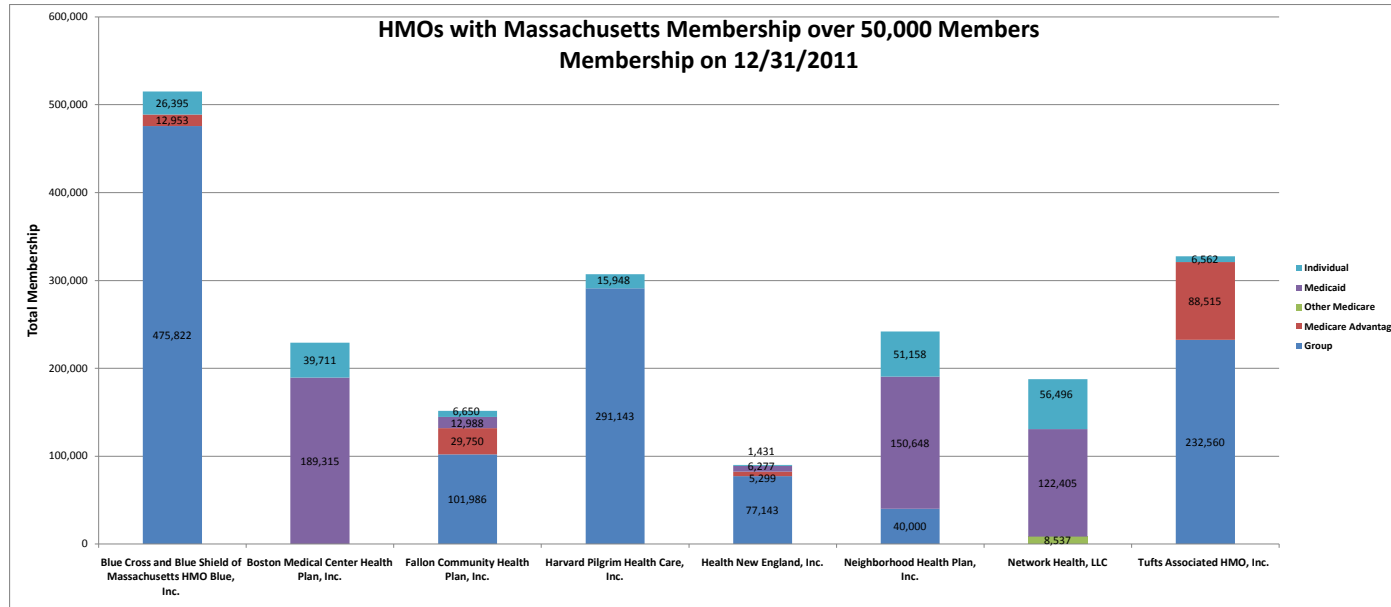
COMPARISON OF 4th QUARTER MEMBERSHIP TO LAST THREE QUARTERS



¹ CeltiCare Health Plan of Massachusetts, Inc. was not licensed until 2009. The 4th quarter 2009 membership report includes CeltiCare Health Plan of Massachusetts, Inc. for the first time.

Massachusetts Division of Insurance
Quarterly Report of Health Maintenance Organization Membership in Closed Network Health Plans
as of December 31, 2011¹

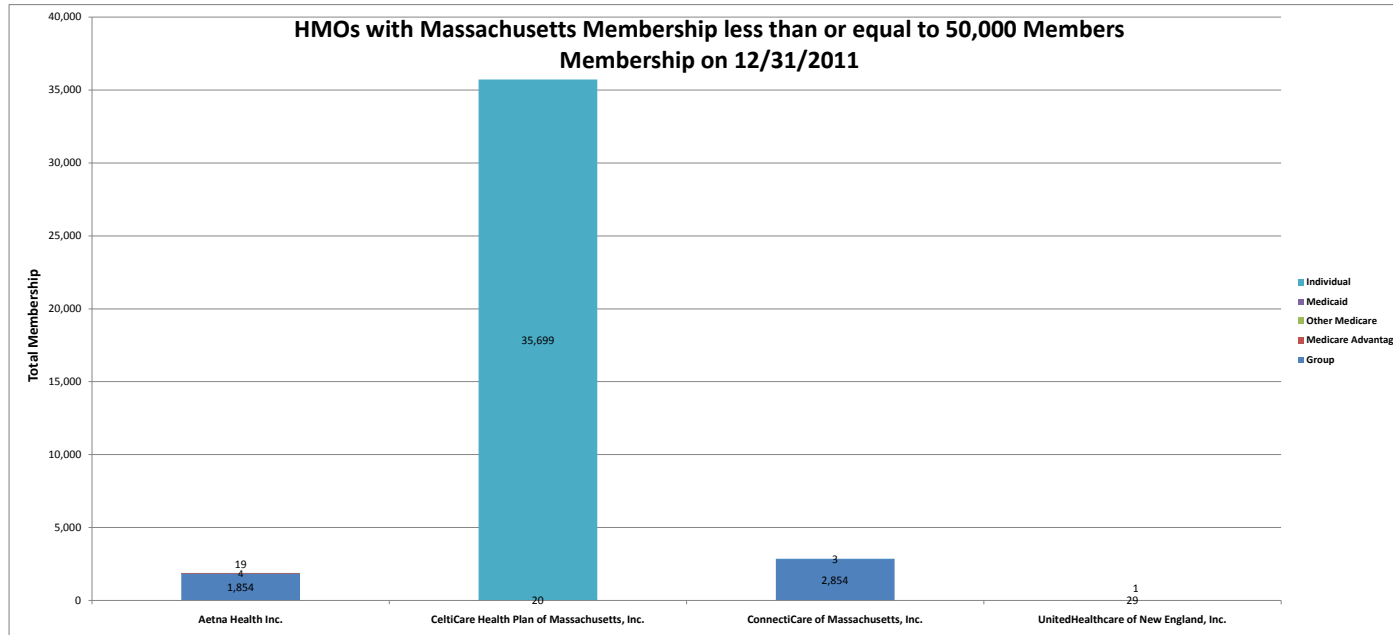
COMPARISON OF 4th QUARTER MEMBERSHIP TO LAST THREE QUARTERS



¹ Individual membership includes enrollment in Commonwealth Care for Boston Medical Center Health Plan, Inc., Fallon Community Health Plan, Inc., Neighborhood Health Plan, Inc., and Network Health, LLC.

Massachusetts Division of Insurance
Quarterly Report of Health Maintenance Organization Membership in Closed Network Health Plans
as of December 31, 2011¹

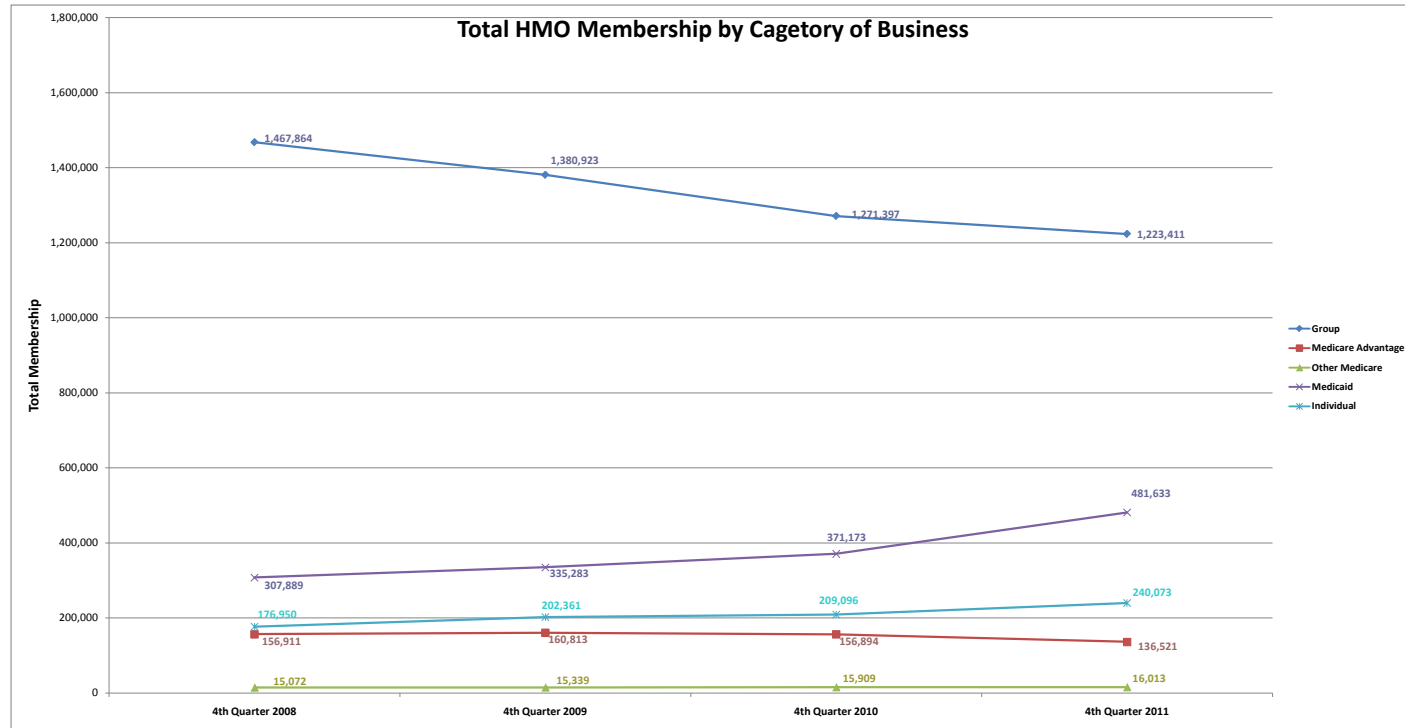
COMPARISON OF 4th QUARTER MEMBERSHIP TO LAST THREE QUARTERS



¹ Individual membership includes enrollment in Commonwealth Care for CeliCare Health Plan of Massachusetts, Inc.

Massachusetts Division of Insurance
Quarterly Report of Health Maintenance Organization Membership in Closed Network Health Plans
as of December 31, 2011¹

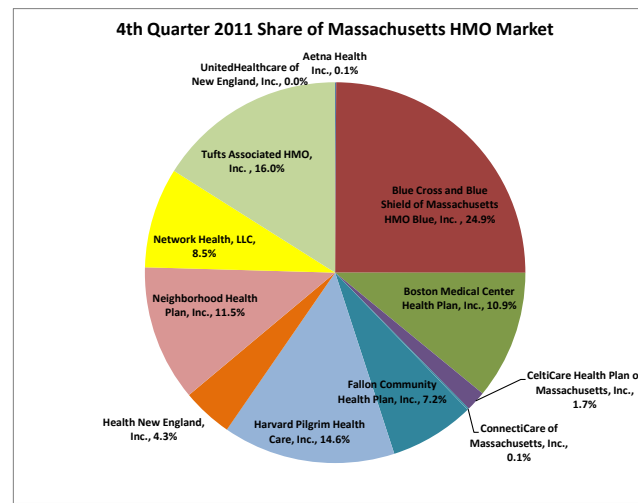
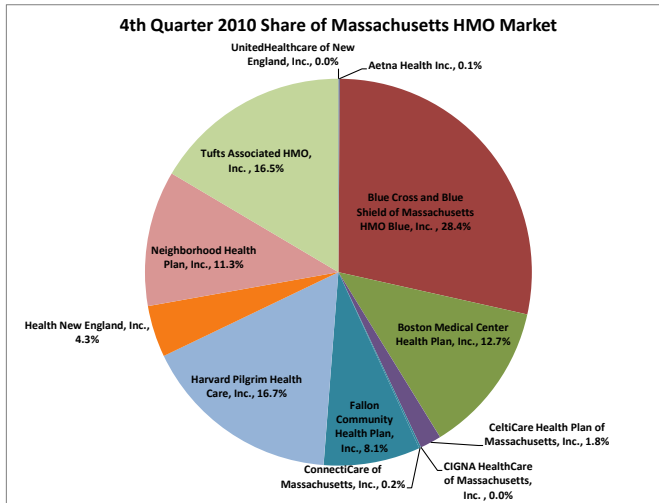
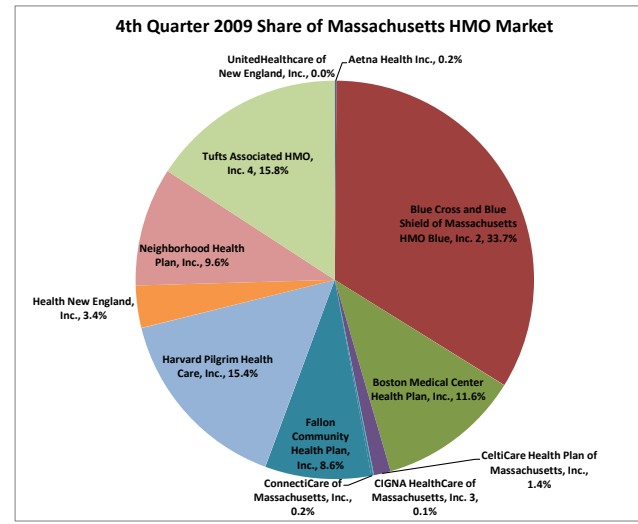
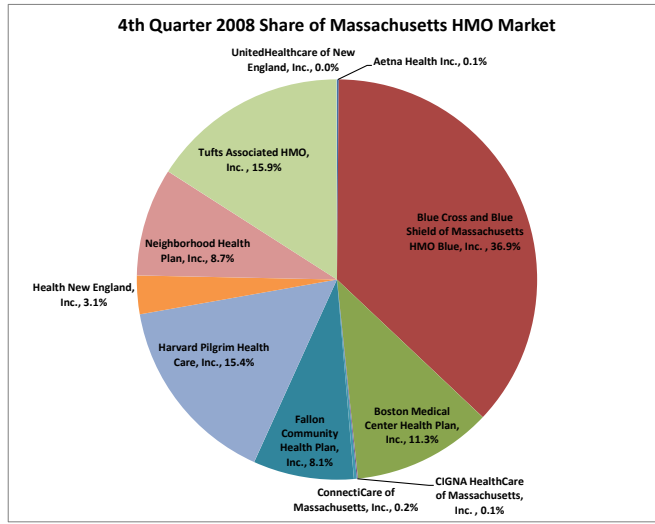
COMPARISON OF 4th QUARTER MEMBERSHIP TO LAST THREE QUARTERS



¹ Individual membership includes enrollment in Commonwealth Care for Boston Medical Center Health Plan, Inc., Fallon Community Health Plan, Inc., Neighborhood Health Plan, Inc., CeliCare Health Plan of Massachusetts, Inc., and Network Health, LLC.

Massachusetts Division of Insurance
Quarterly Report of Health Maintenance Organization Membership in Closed Network Health Plans
as of December 31, 2011¹

COMPARISON OF 4th QUARTER MEMBERSHIP TO LAST THREE QUARTERS



¹ Membership charts reflect those persons enrolled only in closed network plans; so-called "dual certificate option" plan (POS) members and insured preferred provider plan members are not included in this report.
² CeltiCare Health Plan of Massachusetts, Inc. was not licensed until 2009. The 4th quarter 2009 membership report includes CeltiCare Health Plan of Massachusetts, Inc. for the first time.
³ Network Health, LLC was not licensed until October 1, 2011. The 3rd quarter 2011 membership report includes Network Health, LLC for the first time.