

Massachusetts Division of Insurance
Quarterly Report of Health Maintenance Organization Membership in Closed Network Health Plans
as of December 31, 2013 ¹

COMPARISON OF 4th QUARTER MEMBERSHIP TO LAST THREE QUARTERS

Closed Network

COMPARISON OF 4th QUARTER MEMBERSHIP TO THOSE OF PRIOR THREE QUARTERS	1st Quarter 2013 Members at End of Quarter	2nd Quarter 2013 Members at End of Quarter	3rd Quarter 2013 Members at End of Quarter	4th Quarter 2013 Members at End of Quarter	Member Change 3rd Qtr. 13 to 4th Qtr. 13	Percent Change 3rd Qtr. 13 to 4th Qtr. 13	4th Quarter 2013 Share of Massachusetts Closed Network Market
Aetna Health Inc. ²	1,154	1,116	1,147	1,076	(71)	-6.19%	0.05%
Blue Cross and Blue Shield of Massachusetts HMO Blue, Inc. ³	495,124	497,997	498,294	503,278	4,984	1.00%	23.78%
Boston Medical Center Health Plan, Inc.	272,049	280,229	282,278	290,748	8,470	3.00%	13.74%
CeltiCare Health Plan of Massachusetts, Inc.	17,246	15,166	12,265	11,969	(296)	-2.41%	0.57%
ConnectiCare of Massachusetts, Inc.	2,632	2,649	2,592	2,496	(96)	-3.70%	0.12%
Fallon Community Health Plan, Inc.	154,151	153,826	151,149	151,089	(60)	-0.04%	7.14%
Harvard Pilgrim Health Care, Inc.	259,085	257,648	252,476	246,446	(6,030)	-2.39%	11.64%
Health New England, Inc.	101,162	102,369	103,597	103,848	251	0.24%	4.91%
Neighborhood Health Plan, Inc.	252,476	256,540	265,040	272,962	7,922	2.99%	12.90%
Network Health, LLC	219,405	220,024	219,308	220,795	1,487	0.68%	10.43%
Tufts Associated HMO, Inc. ⁴	324,638	317,850	314,901	311,870	(3,031)	-0.96%	14.73%
Totals	2,099,122	2,105,414	2,103,047	2,116,577	13,530	0.64%	100.00%

PPO

COMPARISON OF 4th QUARTER MEMBERSHIP TO THOSE OF PRIOR THREE QUARTERS	1st Quarter 2013 Members at End of Quarter	2nd Quarter 2013 Members at End of Quarter	3rd Quarter 2013 Members at End of Quarter	4th Quarter 2013 Members at End of Quarter	Member Change 3rd Qtr. 13 to 4th Qtr. 13	Percent Change 3rd Qtr. 13 to 4th Qtr. 13	4th Quarter 2013 Share of Massachusetts PPO Market
Aetna Health Inc. ²	1,084	901	502	323	(179)	-35.66%	0.2%
Blue Cross and Blue Shield of Massachusetts HMO Blue, Inc. ³	108,972	110,281	113,087	116,030	2,943	2.60%	78.5%
Boston Medical Center Health Plan, Inc.	0	0	0	0	0	0.00%	0.0%
CeltiCare Health Plan of Massachusetts, Inc.	0	0	0	0	0	0.00%	0.0%
ConnectiCare of Massachusetts, Inc.	312	269	270	304	34	12.59%	0.2%
Fallon Community Health Plan, Inc.	127	124	122	124	2	1.64%	0.1%
Harvard Pilgrim Health Care, Inc.	26,682	26,120	25,992	25,600	(392)	-1.51%	17.3%
Health New England, Inc.	3,100	3,100	3,111	3,162	51	1.64%	2.1%
Neighborhood Health Plan, Inc.	0	0	0	0	0	0.00%	0.0%
Network Health, LLC	0	0	0	73	73	0.00%	0.0%
Tufts Associated HMO, Inc. ⁴	2,556	2,485	2,310	2,203	(107)	-4.63%	1.5%
Totals	142,833	143,280	145,394	147,819	2,425	1.67%	100.0%

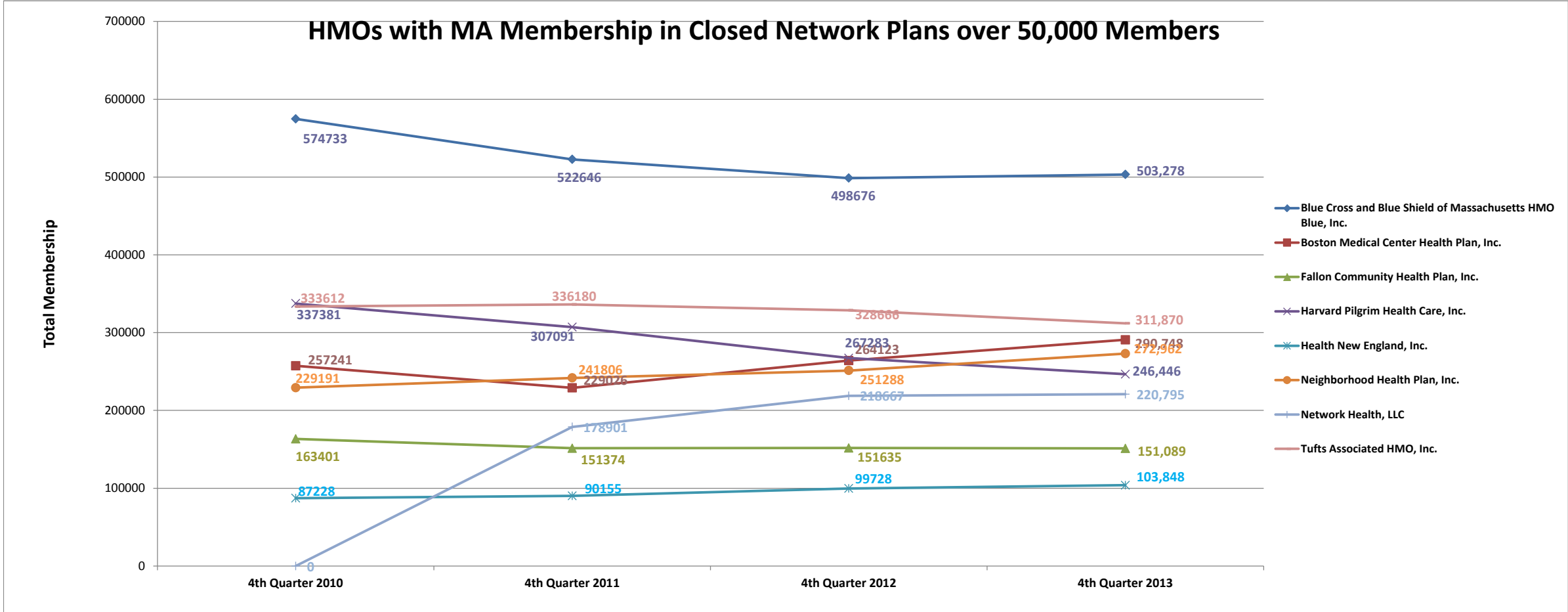
¹ Information reported by HMOs as of the end of the fourth quarter of 2013 based upon the Massachusetts Division of Insurance's "Guidelines for Reporting Membership & Utilization Statistics - Version 6.1" that instructs HMOs to exclude members for whom the HMO did not bear any financial risk.

² Effective September 1, 2010, Aetna Health Inc. ceased offering small group health plans in Massachusetts and will begin nonrenewing all small group health business as of April 1, 2011.

³ Formerly a line of business of Blue Cross and Blue Shield of Massachusetts, Inc. ("BCBSMA"). Blue Cross and Blue Shield of Massachusetts HMO Blue, Inc. was created as a separate corporate entity for BCBSMA's HMO line of business effective January 1, 2005.

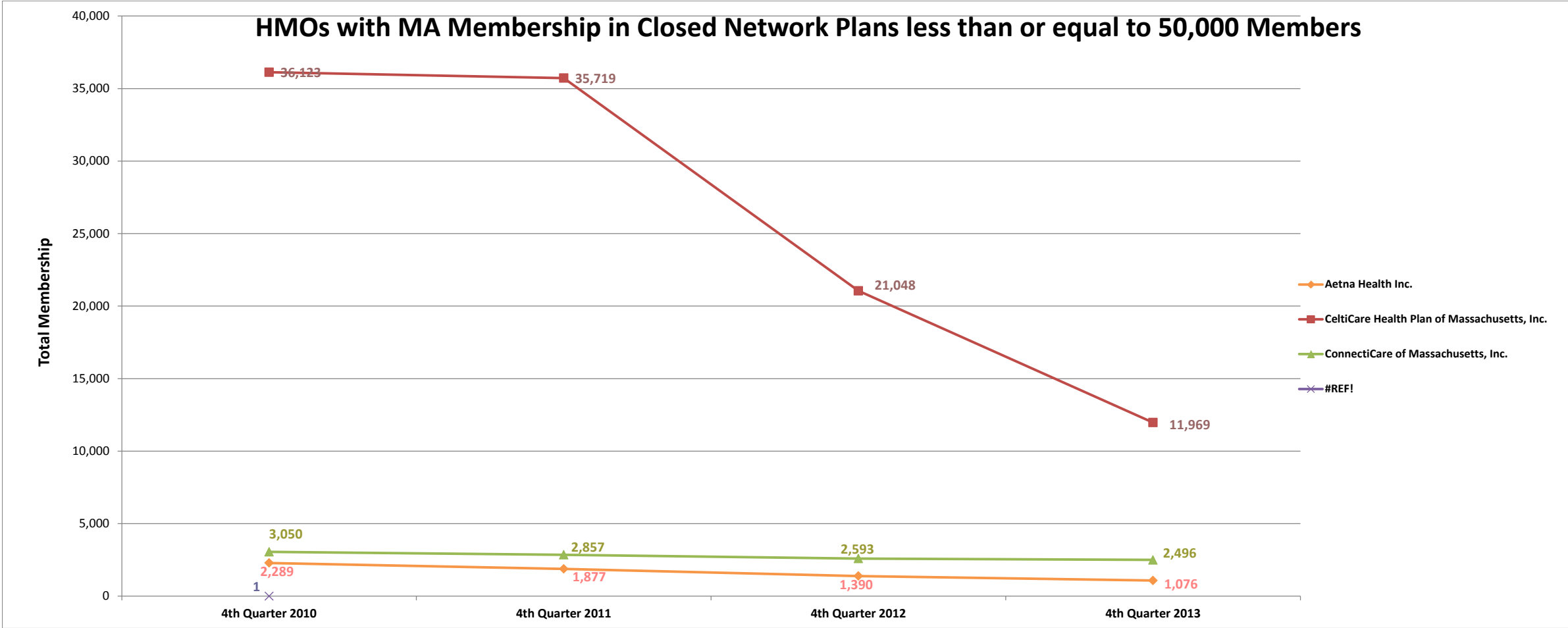
⁴ Doing business as Tufts Associated Health Plan ("TAHMO") and as Tufts Health Plan (THP).

COMPARISON OF 4TH QUARTER MEMBERSHIP TO LAST THREE QUARTERS



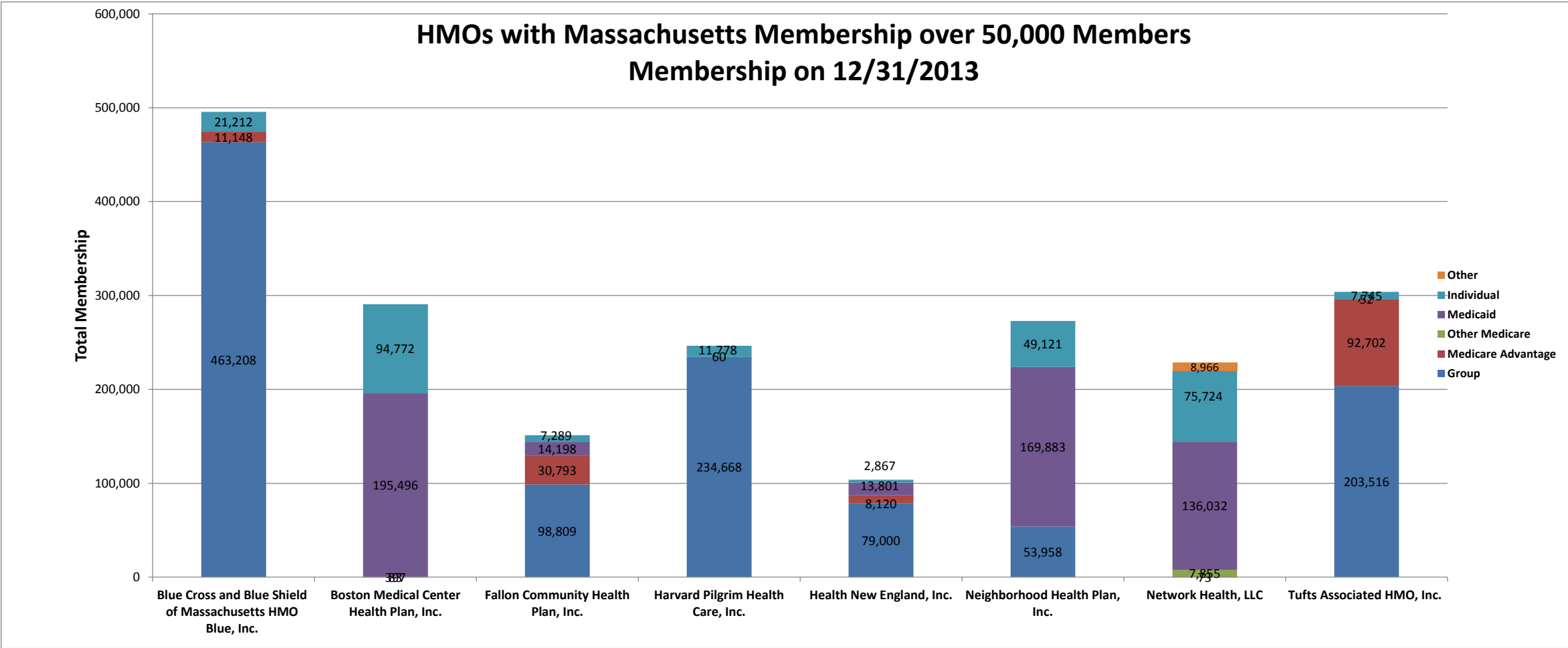
¹ Network Health, LLC was not licensed until October 1, 2011. The 3rd quarter 2011 membership report includes Network Health, LLC for the first time.

COMPARISON OF 4TH QUARTER MEMBERSHIP TO LAST THREE QUARTERS



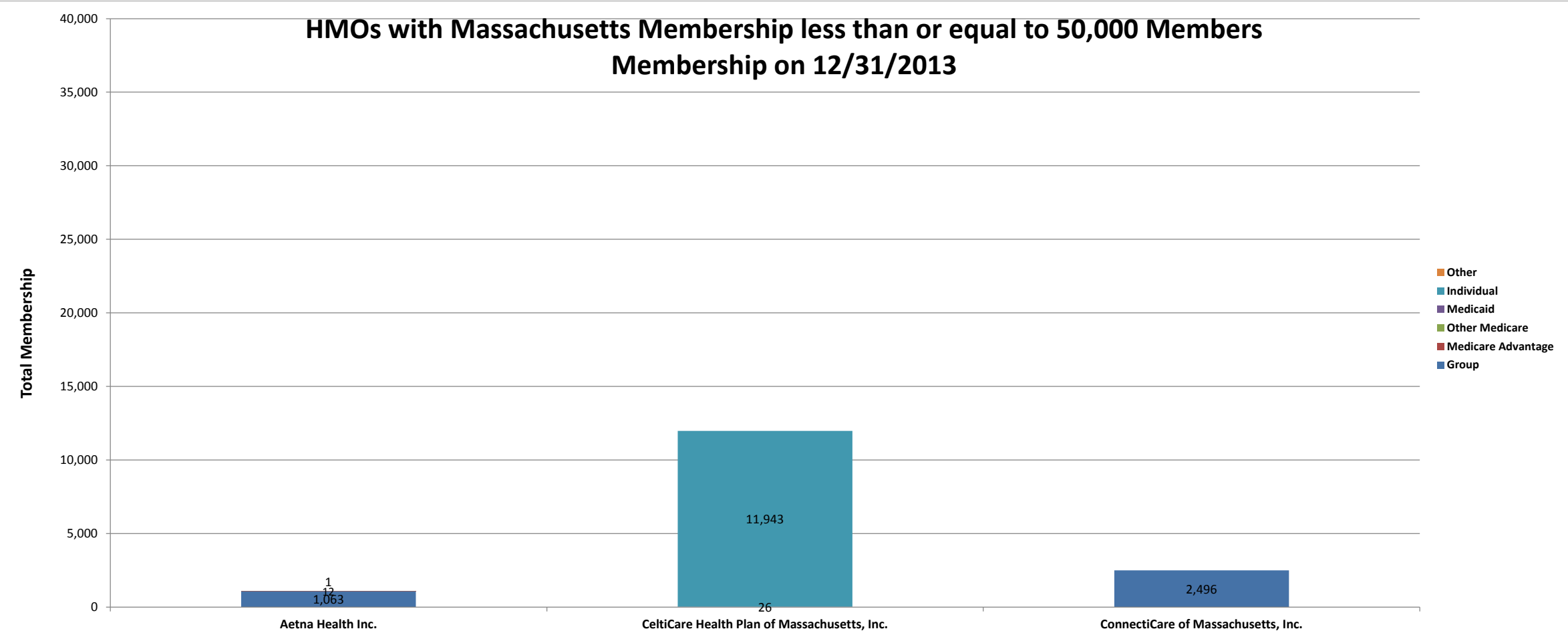
¹ CeltiCare Health Plan of Massachusetts, Inc. was not licensed until 2009. The 4th quarter 2009 membership report includes CeltiCare Health Plan of Massachusetts, Inc. for the first time.

COMPARISON OF 4TH QUARTER MEMBERSHIP TO LAST THREE QUARTERS



¹ Individual membership includes enrollment in Commonwealth Care for Boston Medical Center Health Plan, Inc., Fallon Community Health Plan, Inc., Neighborhood Health Plan, Inc., and Network Health, LLC.

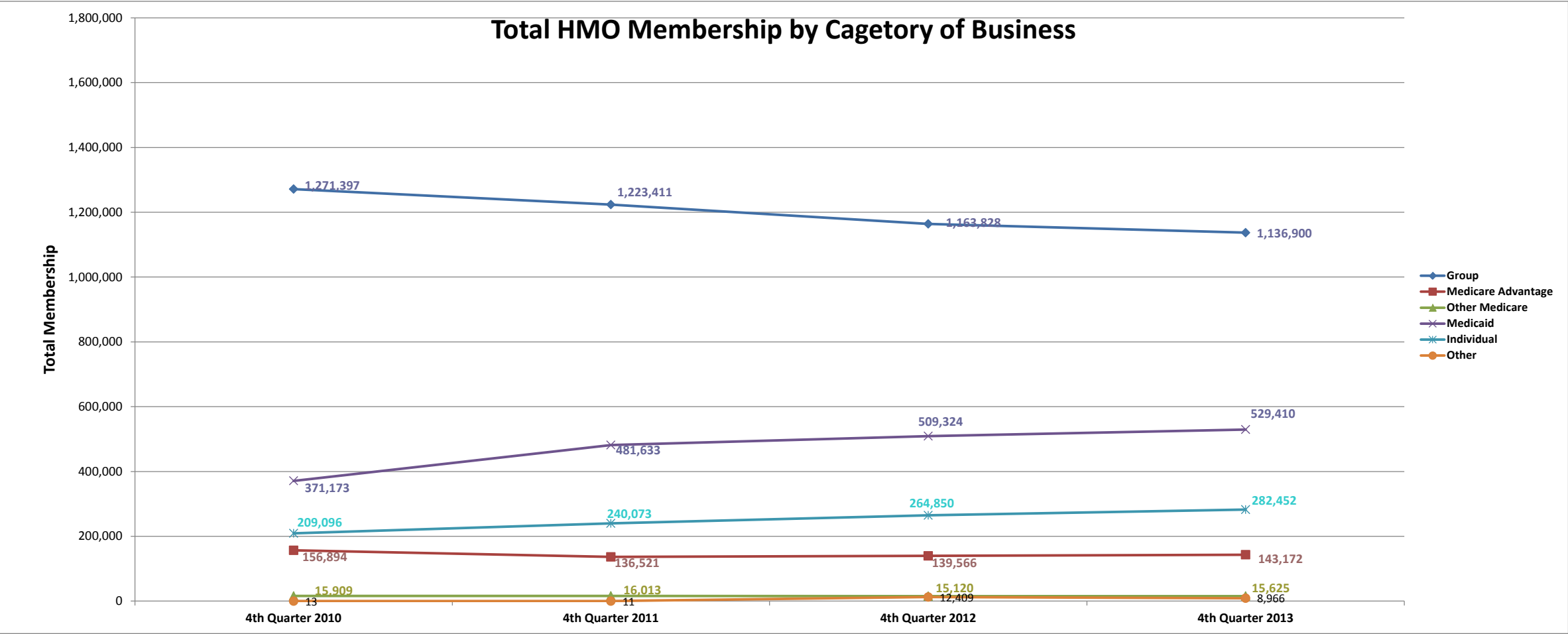
COMPARISON OF 4TH QUARTER MEMBERSHIP TO LAST THREE QUARTERS



¹ Individual membership includes enrollment in Commonwealth Care for CeltiCare Health Plan of Massachusetts, Inc.

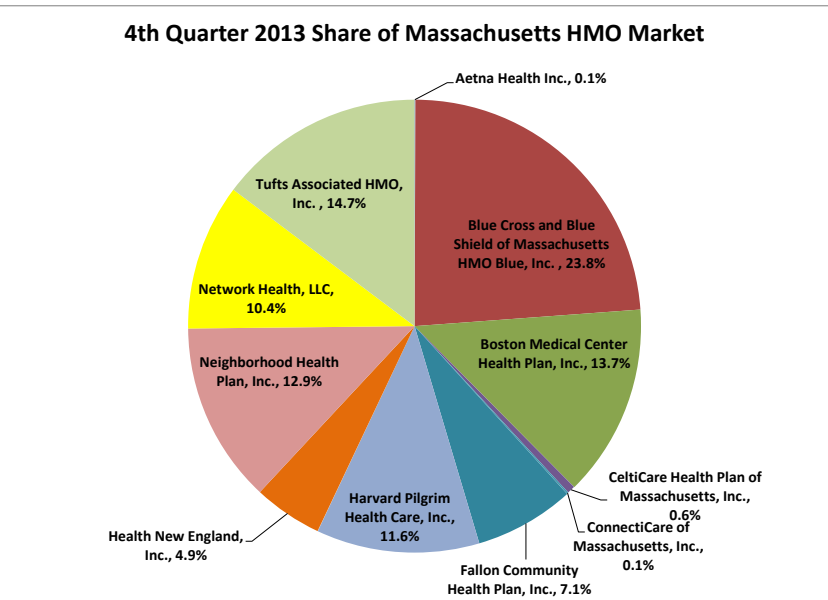
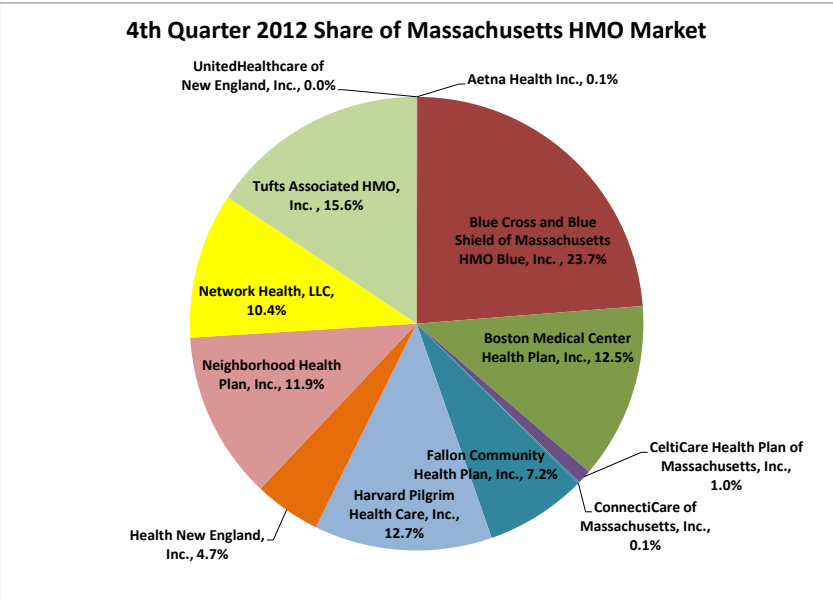
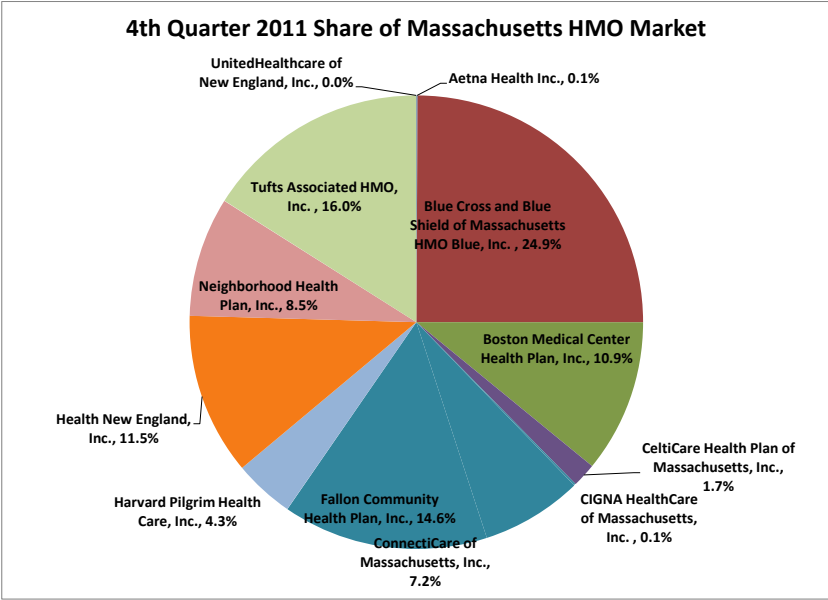
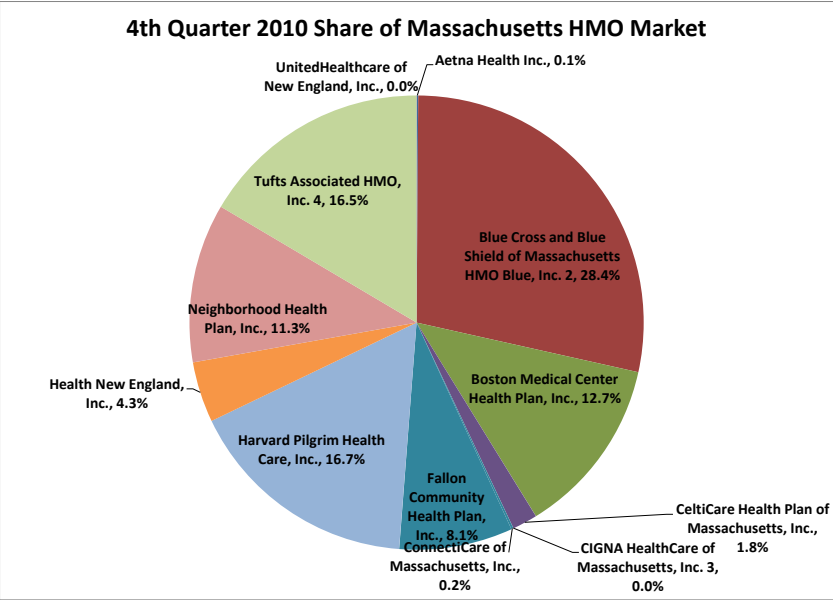
² Effective December 1, 2011, UnitedHealthcare of New England, Inc. ceased offering small group health plans in Massachusetts and began nonrenewing all small group health business as of January 1, 2012.

COMPARISON OF 4TH QUARTER MEMBERSHIP TO LAST THREE QUARTERS



¹ Individual membership includes enrollment in Commonwealth Care for Boston Medical Center Health Plan, Inc., Fallon Community Health Plan, Inc., Neighborhood Health Plan, Inc., CeltiCare Health Plan of Massachusetts, Inc., and Network Health, LLC.

COMPARISON OF 4TH QUARTER MEMBERSHIP TO LAST THREE QUARTERS



¹ Membership charts reflect those persons enrolled only in closed network plans; so-called "dual certificate option" plan (POS) members and insured preferred provider plan members are not included in this report.

² CeltiCare Health Plan of Massachusetts, Inc. was not licensed until 2009. The 4th quarter 2009 membership report includes CeltiCare Health Plan of Massachusetts, Inc. for the first time.

³ Network Health, LLC was not licensed until October 1, 2011. The 3rd quarter 2011 membership report includes Network Health, LLC for the first time.