

Massachusetts Division of Insurance  
Quarterly Report of Health Maintenance Organization Membership in Closed Network Health Plans  
as of December 31, 2015<sup>1</sup>

Closed Network

COMPARISON OF 4th QUARTER MEMBERSHIP TO THOSE OF PRIOR THREE QUARTERS	1st Quarter 2015 Members at End of Quarter	2nd Quarter 2015 Members at End of Quarter	3rd Quarter 2015 Members at End of Quarter	4th Quarter 2015 Members at End of Quarter	Member Change 3rd Qtr. 15 to 4th Qtr. 15	Percent Change 3rd Qtr. 15 to 4th Qtr. 15	4th Quarter 2015 Share of Massachusetts Closed Network Market
Aetna Health Inc. <sup>2</sup>	1,372	1,370	1,710	2,926	1,216	71.1%	0.1%
Blue Cross and Blue Shield of Massachusetts HMO Blue, Inc.	470,224	463,875	464,367	456,568	(7,799)	-1.7%	20.4%
Boston Medical Center Health Plan, Inc.	245,058	221,147	221,556	220,767	(789)	-0.4%	9.8%
CeltiCare Health Plan of Massachusetts, Inc.	53,906	48,989	53,028	45,492	(7,536)	-14.2%	2.0%
ConnectiCare of Massachusetts, Inc.	1,137	1,065	1,031	957	(74)	-7.2%	0.0%
Fallon Community Health Plan, Inc.	143,715	139,805	138,462	135,808	(2,654)	-1.9%	6.1%
Harvard Pilgrim Health Care, Inc.	216,407	214,240	211,055	211,241	186	0.1%	9.4%
Health New England, Inc.	156,933	165,253	170,648	172,405	1,757	1.0%	7.7%
Minuteman Health, Inc. <sup>3</sup>	5,291	5,594	5,829	5,509	(320)	-5.5%	0.2%
Neighborhood Health Plan, Inc.	379,893	388,531	408,915	419,657	10,742	2.6%	18.7%
Tufts Health Public Plans, Inc. (formerly Network Health, LLC)	270,373	269,968	279,579	284,179	4,600	1.6%	12.7%
Tufts Associated HMO, Inc. <sup>4</sup>	291,097	290,306	288,242	287,486	(756)	-0.3%	12.8%
<b>Totals</b>	<b>2,235,406</b>	<b>2,210,143</b>	<b>2,244,422</b>	<b>2,242,995</b>	<b>(1,427)</b>	<b>-0.1%</b>	<b>100.0%</b>

PPO

COMPARISON OF 4th QUARTER MEMBERSHIP TO THOSE OF PRIOR THREE QUARTERS	1st Quarter 2015 Members at End of Quarter	2nd Quarter 2015 Members at End of Quarter	3rd Quarter 2015 Members at End of Quarter	4th Quarter 2015 Members at End of Quarter	Member Change 3rd Qtr. 15 to 4th Qtr. 15	Percent Change 3rd Qtr. 15 to 4th Qtr. 15	4th Quarter 2015 Share of Massachusetts PPO Market
Aetna Health Inc. <sup>2</sup>	79	77	76	48	(28)	-36.8%	0.0%
Blue Cross and Blue Shield of Massachusetts HMO Blue, Inc.	146,784	150,063	154,358	156,727	2,369	1.5%	82.6%
Boston Medical Center Health Plan, Inc.	0	0	0	0	0	0.0%	0.0%
CeltiCare Health Plan of Massachusetts, Inc.	0	0	0	0	0	0.0%	0.0%
ConnectiCare of Massachusetts, Inc.	155	161	158	160	2	1.3%	0.1%
Fallon Community Health Plan, Inc.	14	13	13	13	0	0.0%	0.0%
Harvard Pilgrim Health Care, Inc.	23,530	26,222	27,039	28,549	1,510	5.6%	15.0%
Health New England, Inc.	2,682	2,870	2,825	2,837	12	0.4%	1.5%
Minuteman Health, Inc. <sup>3</sup>	41	107	127	122	(5)	-3.9%	0.1%
Neighborhood Health Plan, Inc.	100	117	117	185	68	58.1%	0.1%
Tufts Health Public Plans, Inc. (formerly Network Health, LLC)	0	0	0	0	0	0.0%	0.0%
Tufts Associated HMO, Inc. <sup>4</sup>	1,198	1,206	1,170	1,189	19	1.6%	0.6%
<b>Totals</b>	<b>174,583</b>	<b>180,836</b>	<b>185,883</b>	<b>189,830</b>	<b>3,947</b>	<b>2.1%</b>	<b>100.0%</b>

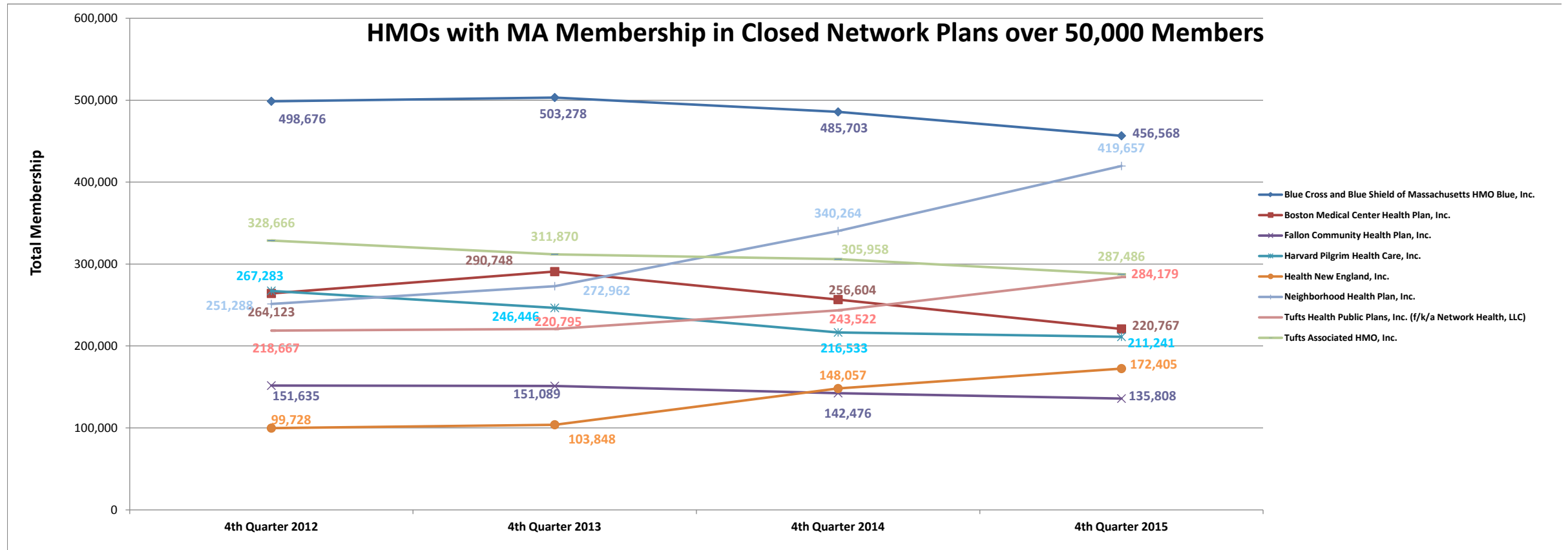
<sup>1</sup> Information reported by HMOs as of the end of the fourth quarter of 2015 based upon the Massachusetts Division of Insurance's "Guidelines for Reporting Membership & Utilization Statistics - Version 6.1" that instructs HMOs to exclude members for whom the HMO did not bear any financial risk.

<sup>2</sup> Effective September 1, 2010, Aetna Health Inc. ceased offering small group health plans in Massachusetts and began nonrenewing all small group health business as of April 1, 2011.

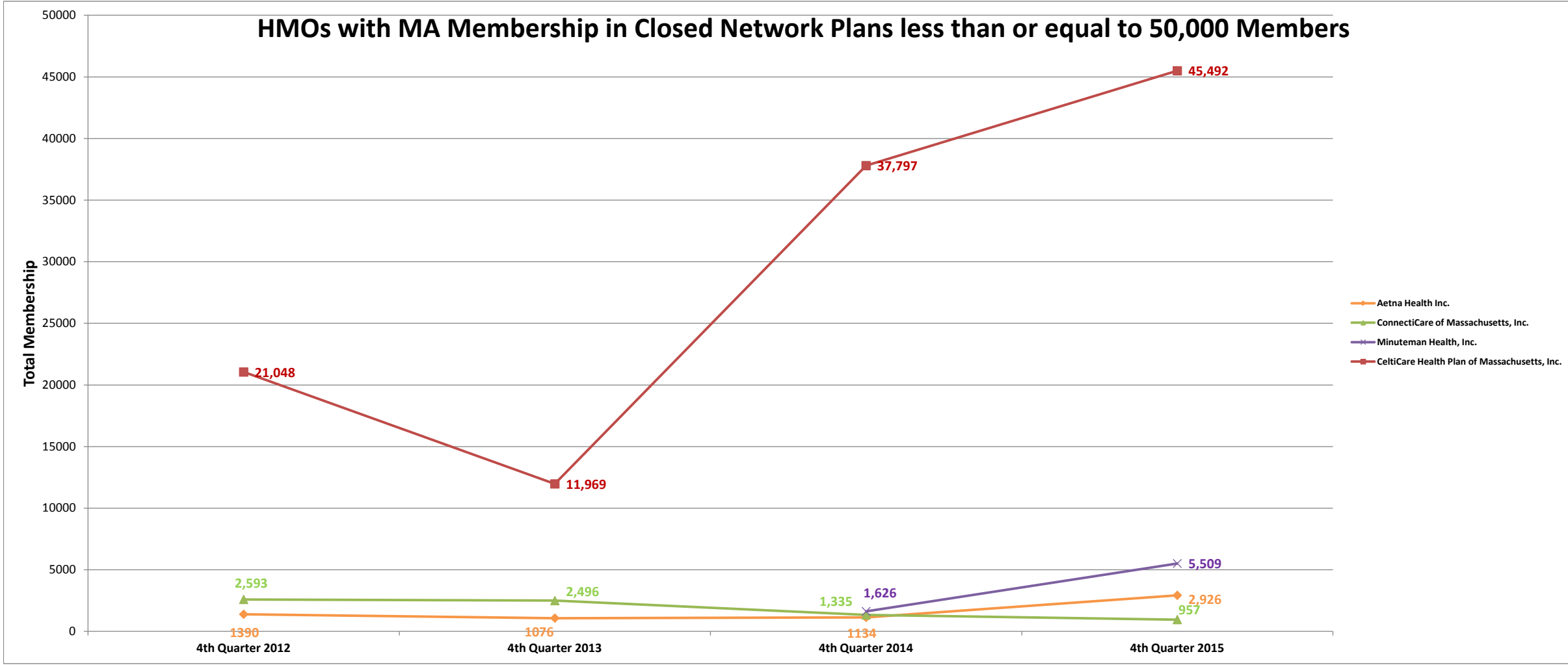
<sup>3</sup> Membership in plans offered by Minuteman Health, Inc. began January 1, 2014

<sup>4</sup> Doing business as Tufts Associated Health Plan ("TAHMO") and as Tufts Health Plan (THP).

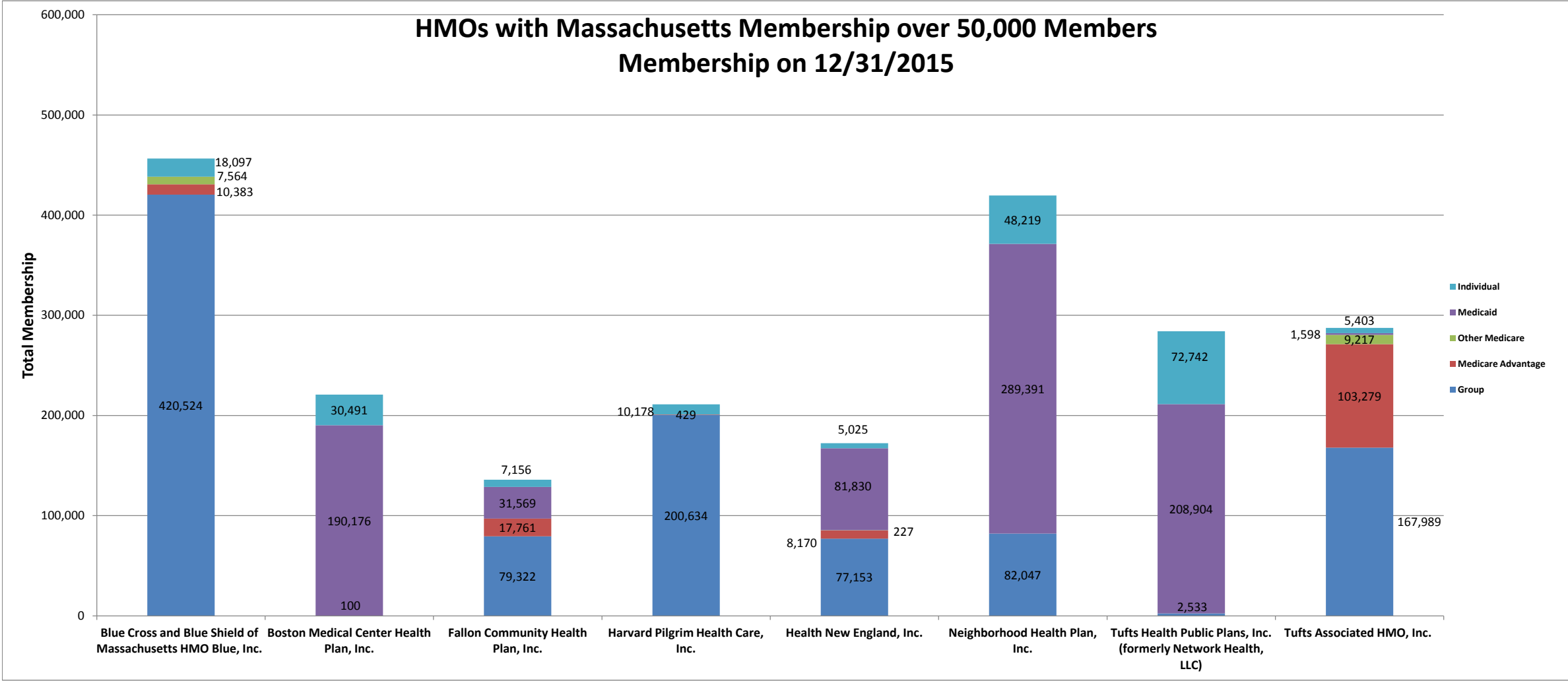
COMPARISON OF 4TH QUARTER MEMBERSHIP TO LAST THREE 4TH QUARTERS

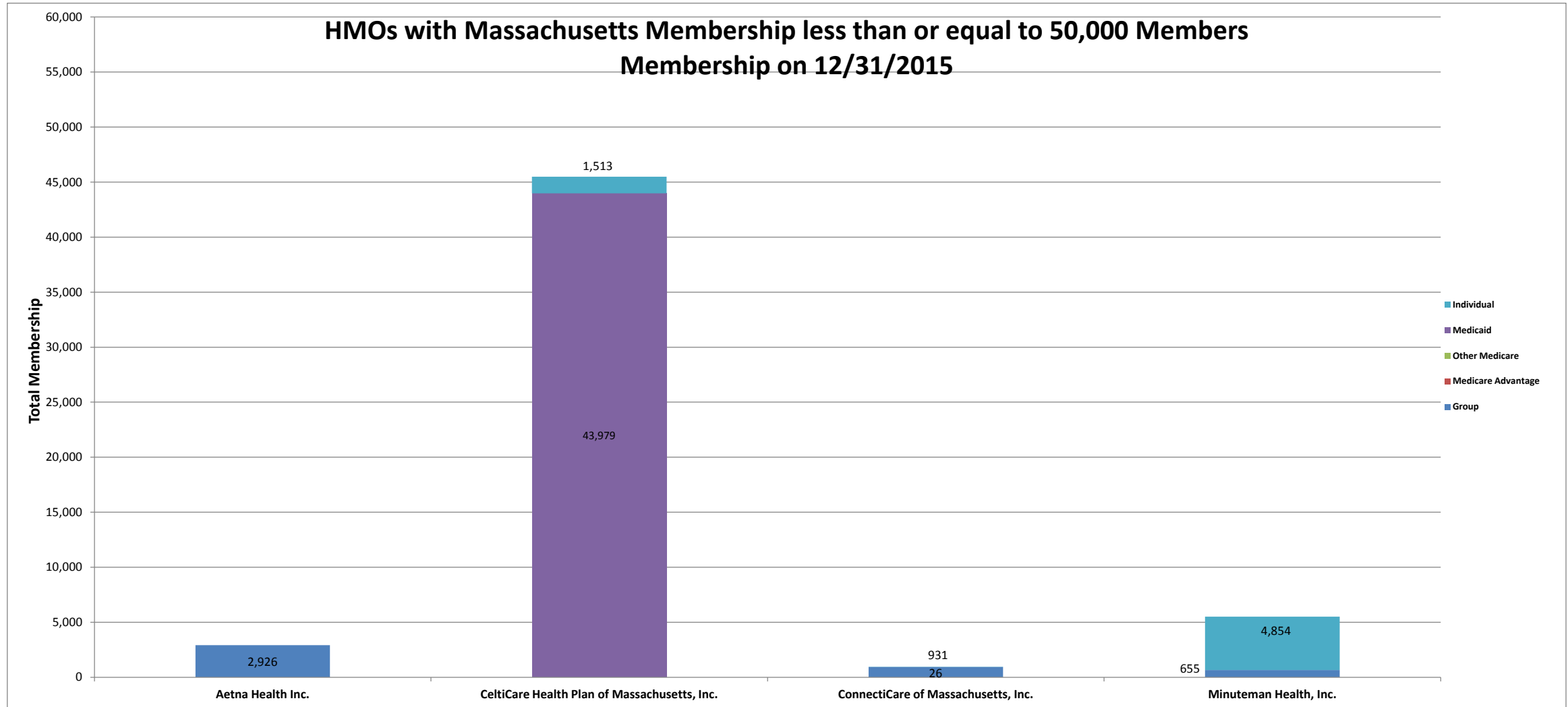


COMPARISON OF 4TH QUARTER MEMBERSHIP TO LAST THREE 4TH QUARTERS<sup>1</sup>



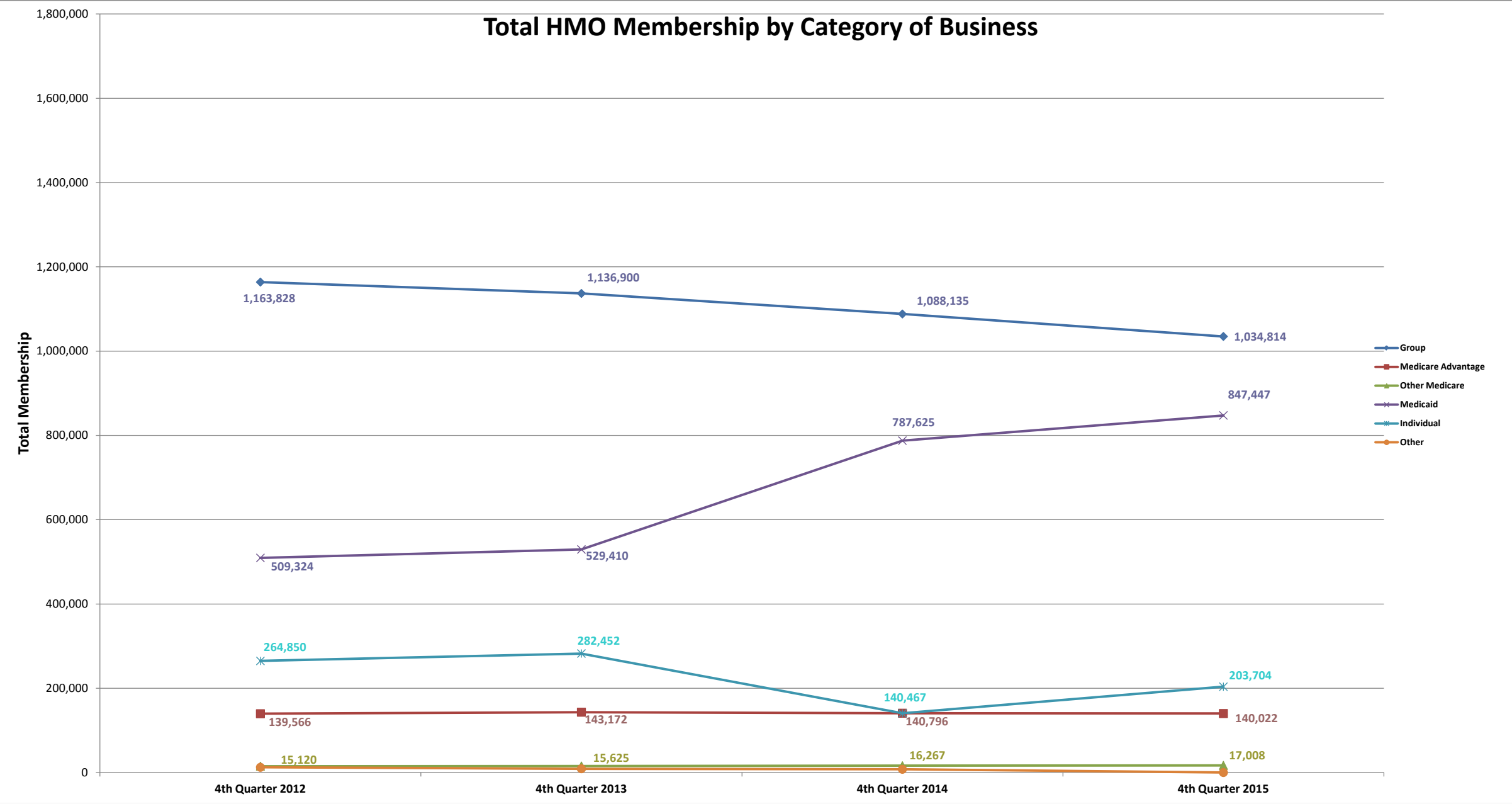
<sup>1</sup> Membership in plans offered by Minuteman Health, Inc. began January 1, 2014



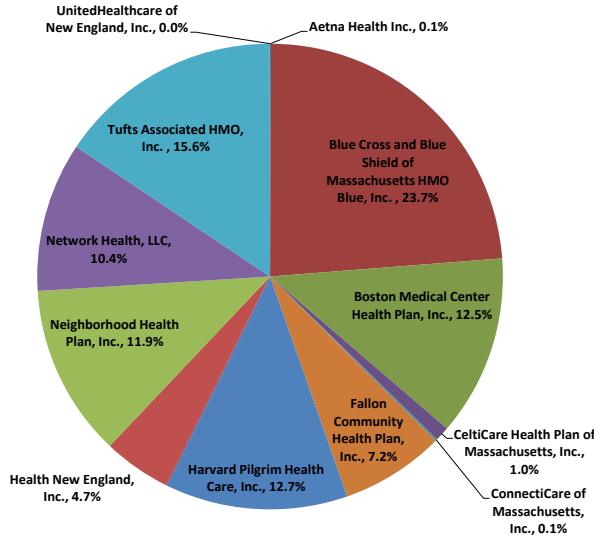


<sup>1</sup> Membership in plans offered by Minuteman Health, Inc. began January 1, 2014

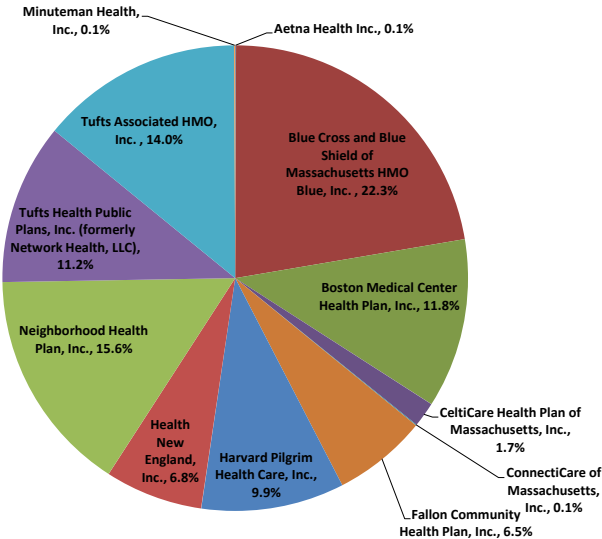
COMPARISON OF 3RD QUARTER MEMBERSHIP TO LAST THREE 3RD QUARTERS



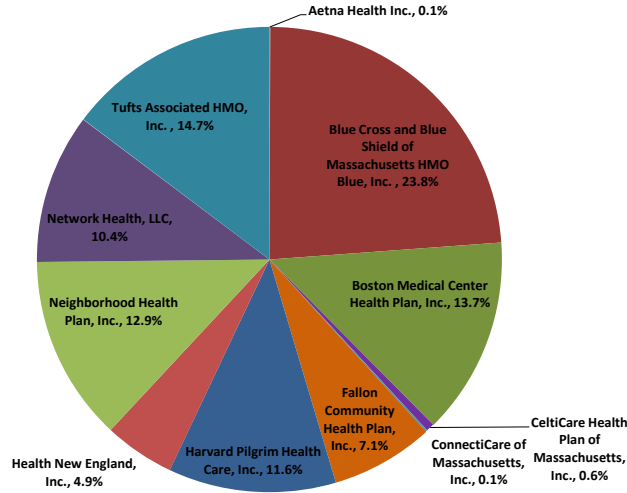
4th Quarter 2012 Share of Massachusetts HMO Market



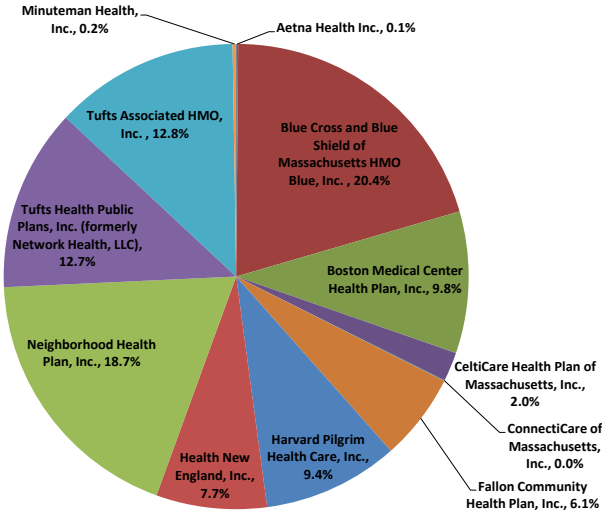
4th Quarter 2014 Share of Massachusetts HMO Market



4th Quarter 2013 Share of Massachusetts HMO Market



4th Quarter 2015 Share of Massachusetts HMO Market



<sup>1</sup>Membership charts reflect those persons enrolled only in closed network plans; so-called "dual certificate option" plan (POS) members and insured preferred provider plan members are not included in this report.

<sup>2</sup>UnitedHealthcare of New England, Inc. began non-renewing plans January 1, 2012 and had no remaining membership as of January 1, 2013.

<sup>3</sup>Membership in plans offered by Minuteman Health, Inc. began January 1, 2014.