

**Massachusetts Division of Insurance**  
**Quarterly Report of Health Maintenance Organization Membership in Closed Network Health Plans**  
**as of December 31, 2016<sup>1</sup>**

**Closed Network**

COMPARISON OF 4TH QUARTER MEMBERSHIP TO THOSE OF PRIOR THREE QUARTERS	1st Quarter 2016 Members at End of Quarter	2nd Quarter 2016 Members at End of Quarter	3rd Quarter 2016 Members at End of Quarter	4rd Quarter 2016 Members at End of Quarter	Member Change 3rd Qtr. 16 to 4th Qtr. 16	Percent Change 3rd Qtr. 16 to 4th Qtr. 16	4rd Quarter 2016 Share of Massachusetts Closed Network Market
Aetna Health Inc. <sup>2</sup>	2,725	2,783	2,958	3,052	94	3.2%	0.1%
Blue Cross and Blue Shield of Massachusetts HMO Blue, Inc.	447,122	445,198	437,560	438,627	1,067	0.2%	19.7%
Boston Medical Center Health Plan, Inc.	222,477	225,332	224,558	212,097	(12,461)	-5.5%	9.5%
CeltiCare Health Plan of Massachusetts, Inc.	42,322	37,113	35,601	38,773	3,172	8.9%	1.7%
ConnectiCare of Massachusetts, Inc.	778	725	617	554	(63)	-10.2%	0.0%
Fallon Community Health Plan, Inc.	129,763	128,018	128,794	133,754	4,960	3.9%	6.0%
Harvard Pilgrim Health Care, Inc.	210,707	202,235	198,453	187,427	(11,026)	-5.6%	8.4%
Health New England, Inc.	157,751	158,518	158,550	157,169	(1,381)	-0.9%	7.1%
Minuteman Health, Inc. <sup>3</sup>	6,124	6,402	6,252	6,079	(173)	-2.8%	0.3%
Neighborhood Health Plan, Inc.	432,991	447,646	454,368	435,478	(18,890)	-4.2%	19.6%
Tufts Health Public Plans, Inc. (formerly Network Health, LLC)	301,239	312,129	327,787	332,051	4,264	1.3%	14.9%
Tufts Associated HMO, Inc. <sup>4</sup>	274,615	278,361	281,700	281,037	(663)	-0.2%	12.6%
Totals	2,228,614	2,244,460	2,257,198	2,226,098	(31,100)	-1.4%	100.0%

**PPO**

COMPARISON OF 4TH QUARTER MEMBERSHIP TO THOSE OF PRIOR THREE QUARTERS	1st Quarter 2016 Members at End of Quarter	2nd Quarter 2016 Members at End of Quarter	3rd Quarter 2016 Members at End of Quarter	4rd Quarter 2016 Members at End of Quarter	Member Change 3rd Qtr. 16 to 4th Qtr. 16	Percent Change 3rd Qtr. 16 to 4th Qtr. 16	4rd Quarter 2016 Share of Massachusetts PPO Market
Aetna Health Inc. <sup>2</sup>	39	35	36	4	(32)	-88.9%	0.0%
Blue Cross and Blue Shield of Massachusetts HMO Blue, Inc.	164,092	167,123	166,810	171,647	4,837	2.9%	85.4%
Boston Medical Center Health Plan, Inc.	0	0	0	0	0	0.0%	0.0%
CeltiCare Health Plan of Massachusetts, Inc.	0	0	0	0	0	0.0%	0.0%
ConnectiCare of Massachusetts, Inc.	94	93	87	83	(4)	-4.6%	0.0%
Fallon Community Health Plan, Inc.	11	11	11	10	(1)	-9.1%	0.0%
Harvard Pilgrim Health Care, Inc.	27,020	26,204	25,629	24,660	(969)	-3.8%	12.3%
Health New England, Inc.	2,628	2,685	2,487	2,587	100	4.0%	1.3%
Minuteman Health, Inc. <sup>3</sup>	450	600	596	599	3	0.5%	0.3%
Neighborhood Health Plan, Inc.	231	245	279	333	54	19.4%	0.2%
Tufts Health Public Plans, Inc. (formerly Network Health, LLC)	0	0	0	0	0	0.0%	0.0%
Tufts Associated HMO, Inc. <sup>4</sup>	1,244	1,292	1,077	991	(86)	-8.0%	0.5%
Totals	195,809	198,288	197,012	200,914	3,902	2.0%	100.0%

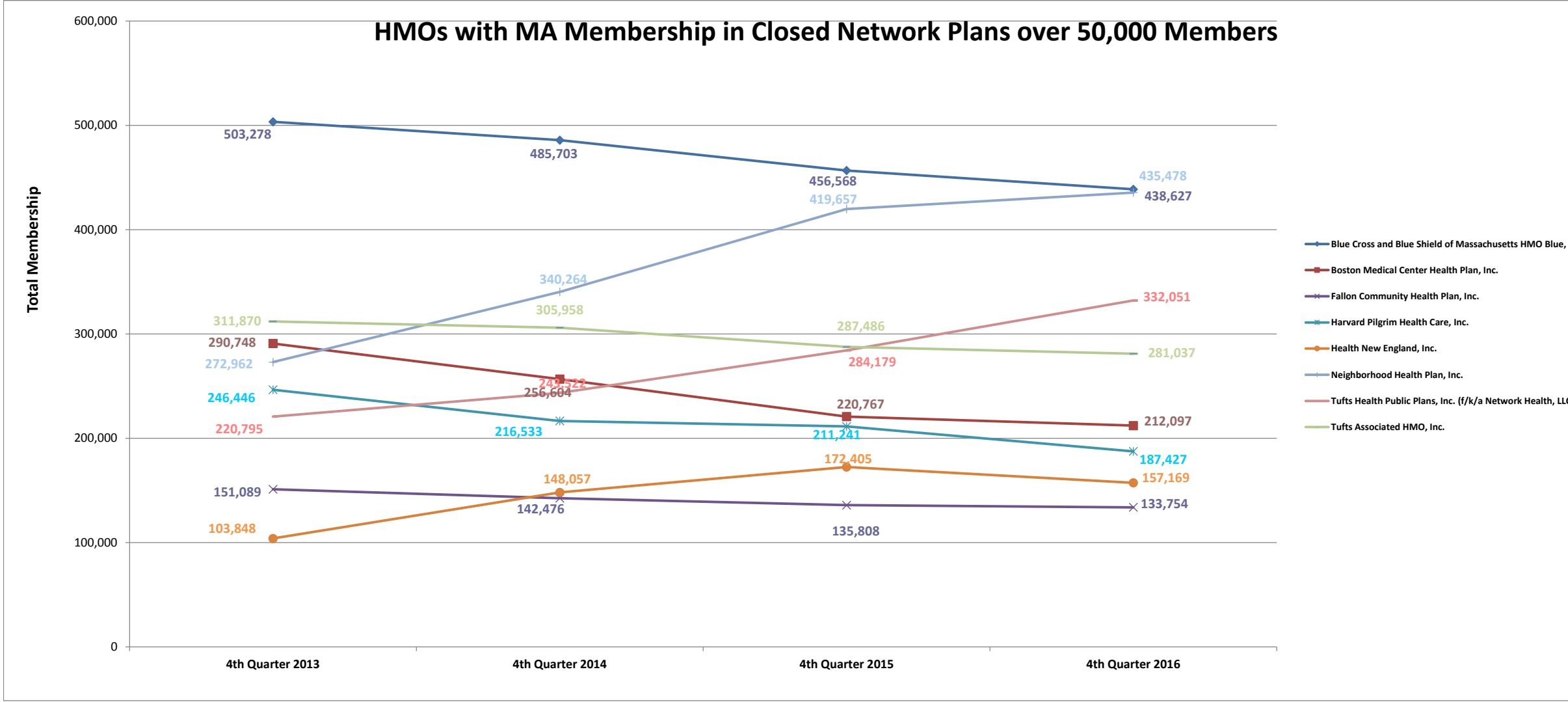
<sup>1</sup> Information reported by HMOs as of the end of the fourth quarter of 2016 based upon the Massachusetts Division of Insurance's "Guidelines for Reporting Membership & Utilization Statistics - Version 6.1" that instructs HMOs to exclude members for whom the HMO did not bear any financial risk.

<sup>2</sup> Effective September 1, 2010, Aetna Health Inc. ceased offering small group health plans in Massachusetts and began nonrenewing all small group health business as of April 1, 2011.

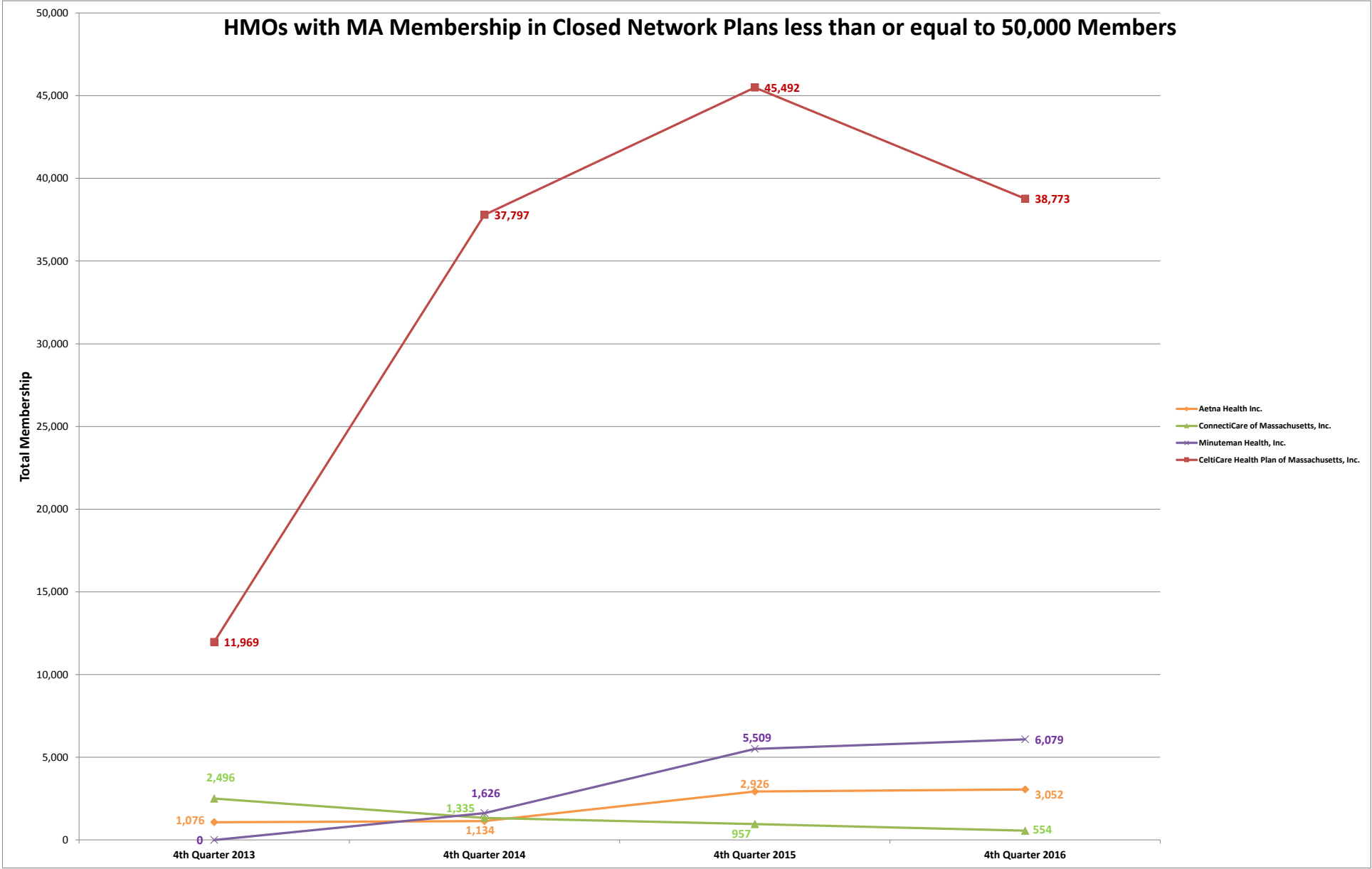
<sup>3</sup> Membership in plans offered by Minuteman Health, Inc. began January 1, 2014

<sup>4</sup> Doing business as Tufts Associated Health Plan ("TAHMO") and as Tufts Health Plan (THP).

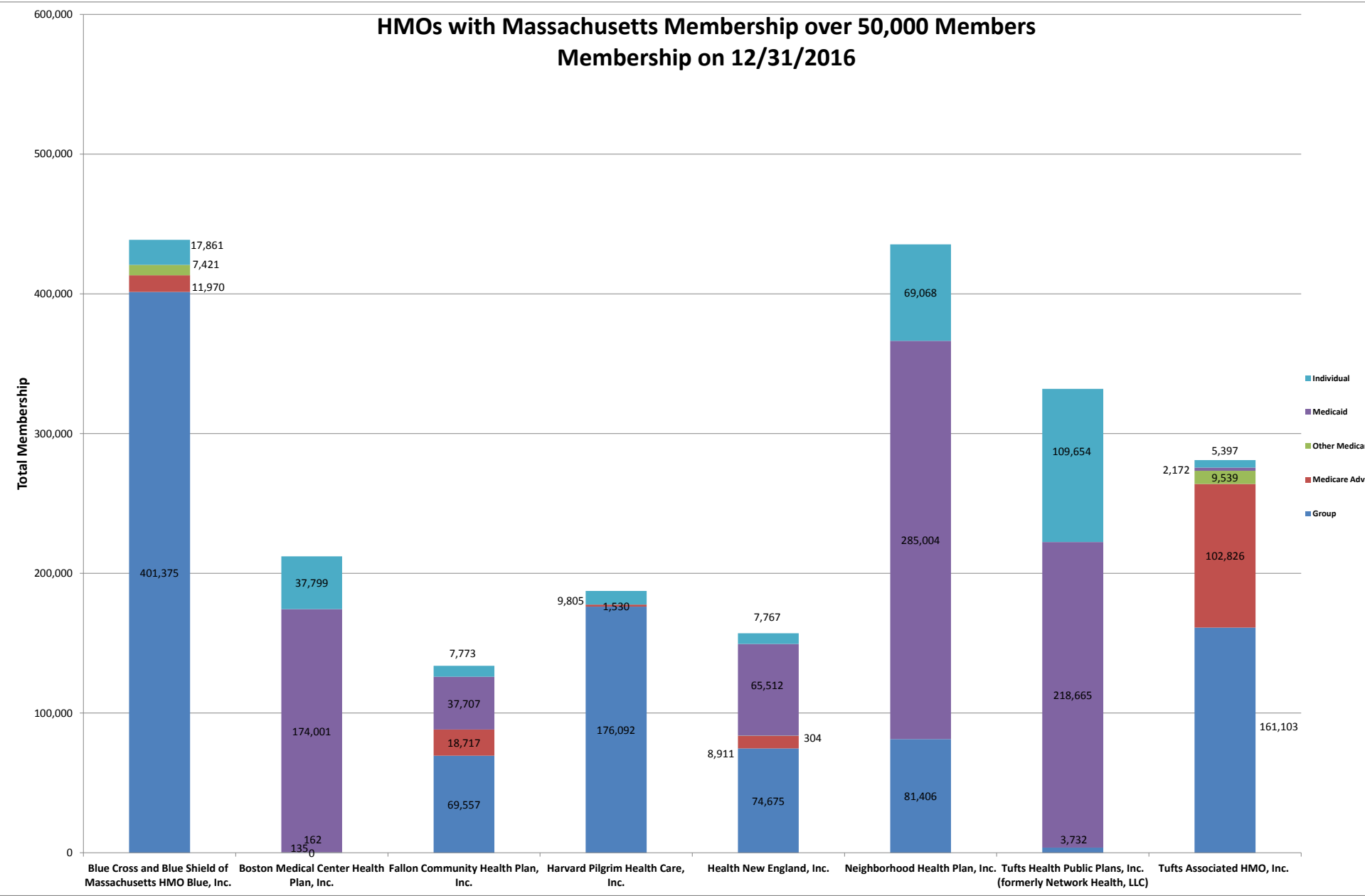
COMPARISON OF 4TH QUARTER MEMBERSHIP TO LAST THREE 4TH QUARTERS

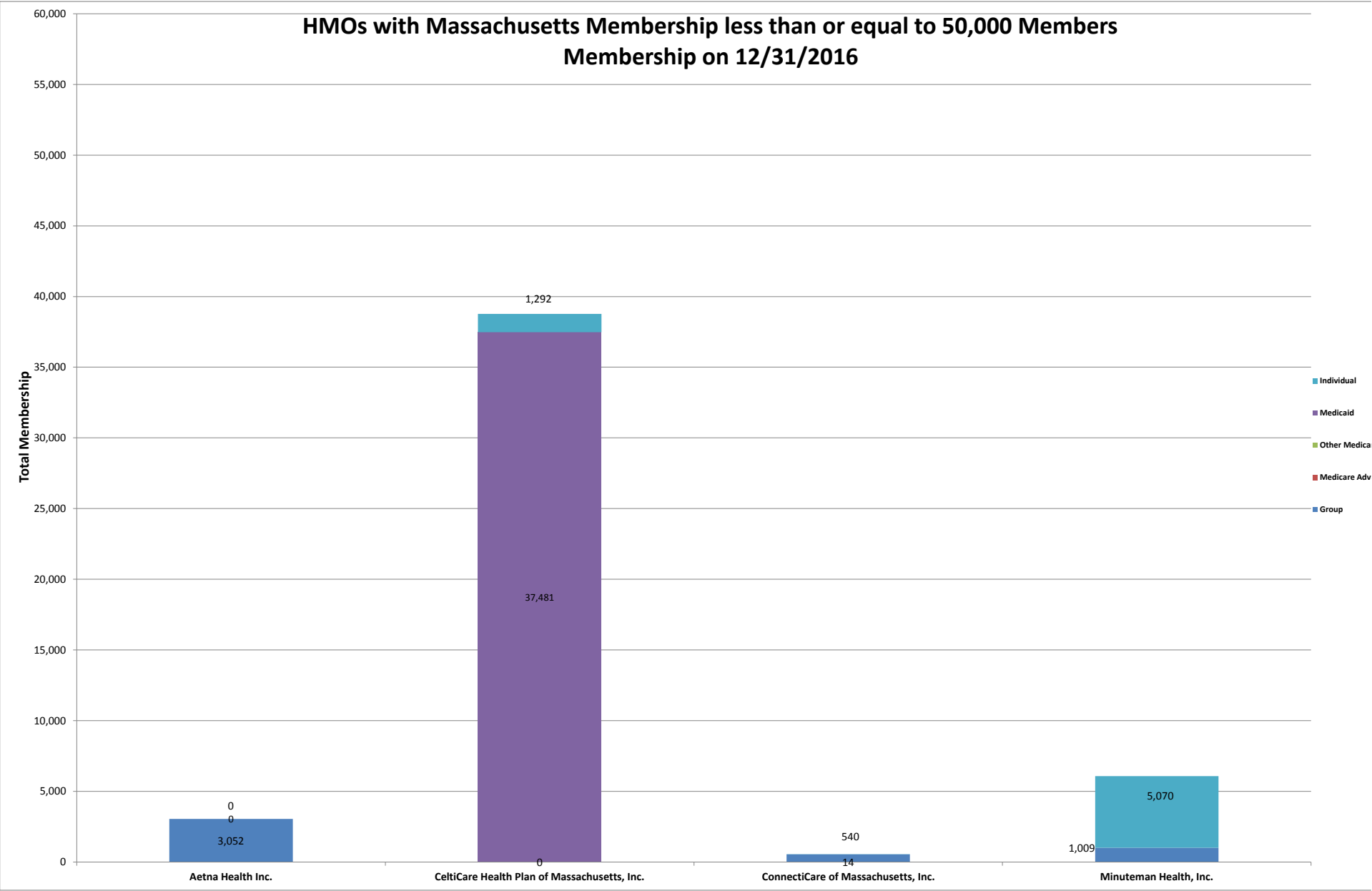


COMPARISON OF 4TH QUARTER MEMBERSHIP TO LAST THREE 4TH QUARTERS<sup>1</sup>



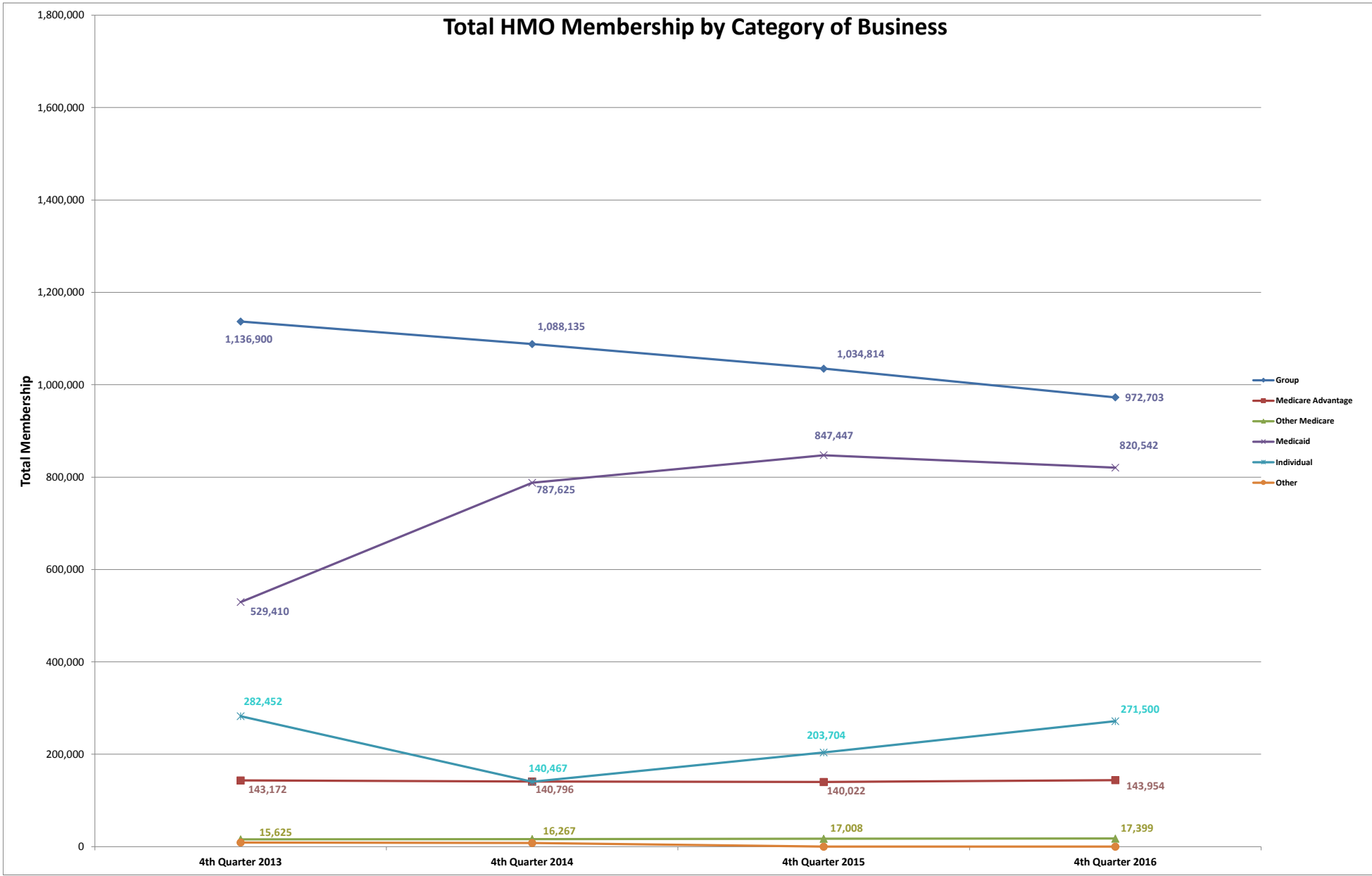
<sup>1</sup> Membership in plans offered by Minuteman Health, Inc. began January 1, 2014





<sup>1</sup> Membership in plans offered by Minuteman Health, Inc. began January 1, 2014

COMPARISON OF 4TH QUARTER MEMBERSHIP TO LAST THREE 4TH QUARTERS





<sup>1</sup>Membership charts reflect those persons enrolled only in closed network plans; so-called "dual certificate option" plan (POS) members and insured preferred provider plan members are not included in this report.

<sup>2</sup>Membership in plans offered by Minuteman Health, Inc. began January 1, 2014