

Massachusetts Division of Insurance
Quarterly Report of Health Maintenance Organization Membership in
Insured and Government Health Plans as of December 31, 2022^{1,2}

MEMBERSHIP TRENDS

Closed Network

COMPARISON OF 4th QUARTER MEMBERSHIP TO THOSE OF PRIOR THREE QUARTERS	1st Quarter 2022 Members at End of Quarter	2nd Quarter 2022 Members at End of Quarter	3rd Quarter 2022 Members at End of Quarter	4th Quarter 2022 Members at End of Quarter	Member Change from 3rd Qtr. 2022 to 4th Qtr. 2022	Percent Change from 3rd Qtr. 2022 to 4th Qtr. 2022	4th Quarter 2022 Share of Massachusetts Closed Network Market
Aetna Health Inc. (a Connecticut corporation)	956	945	945	949	4	0.42%	0.05%
Aetna Health Inc. (a Pennsylvania corporation)	1,519	1,473	552	650	98	17.75%	0.03%
AllWays Health Partners, Inc. ³	119,769	119,401	119,050	119,412	362	0.30%	6.24%
Blue Cross and Blue Shield of Massachusetts HMO Blue, Inc.	325,307	323,379	315,482	310,976	(4,506)	-1%	16.24%
Boston Medical Center Health Plan, Inc. d/b/a Wellsense	343,135	344,523	347,144	349,371	2,227	0.64%	18.25%
Central Mass Health, LLC d/b/a Mass Advantage ⁴	807	866	919	965	46	5.01%	0.05%
Commonwealth Care Alliance Massachusetts, LLC. ⁴	456	491	529	2,148	1,619	306.05%	0.11%
ConnectiCare of Massachusetts, Inc.	93	93	86	83	(3)	-3.49%	0.00%
eternalHealth, Inc. ⁴	3	7	7	7	0	0.00%	0.00%
Fallon Community Health Plan, Inc.	160,499	156,396	152,382	153,957	1,575	1.03%	8.04%
Harvard Pilgrim Health Care, Inc.	112,341	112,525	109,854	108,854	(1,000)	-0.91%	5.69%
Health New England, Inc.	116,942	117,523	116,583	116,207	(376)	-0.32%	6.07%
Humana Wisconsin Health Organization Insurance Corporation ⁴	0	0	0	0	0	0.00%	0.00%
Molina Healthcare of Wisconsin, Inc. d/b/a Senior Whole Health ⁴	219	242	258	256	(2)	-0.78%	0.01%
Tufts Associated HMO, Inc.	248,710	247,136	244,813	242,997	(1,816)	-0.74%	12.69%
Tufts Health Public Plans, Inc. (formerly Network Health, LLC)	480,402	479,182	484,772	487,183	2,411	0.50%	25.45%
UnitedHealthcare of Wisconsin, Inc. ⁴	12,772	12,562	12,471	12,470	(1)	-0.01%	0.65%
WellCare Health Plans of Massachusetts, Inc ⁴	6,555	7,347	8,051	8,154	103	1.28%	0.43%
Totals	1,930,485	1,924,091	1,913,898	1,914,639	741	0.04%	100.0%

¹ Information reported by HMOs as of the end of the fourth quarter of 2022 is based upon the Massachusetts Division of Insurance's "Guidelines for Reporting Membership & Utilization Statistics - Version 6.1" that instructs HMOs to exclude members for whom the HMO did not bear any financial risk.

² Starting with the first quarter of 2017, carriers no longer submit data for this report directly to the Division. Instead, the data shown in this report was produced by the Center for Health Information and Analysis using data submissions by the HMOs to the All-Payer Claims Database.

³ Always Health Partners, Inc. has notified the Division that it will be changing its name to Mass General Brigham Health Plan, Inc. as of January 1, 2023.

⁴ Central Mass Health, LLC d/b/a Mass Advantage, Commonwealth Care Alliance Massachusetts, LLC., eternalHealth, Inc.,UnitedHealthcare of Wisconsin, Inc., WellCare Health Plans of Massachusetts, Inc entered the Massachusetts market effective January 1st, 2022.

Massachusetts Division of Insurance
Quarterly Report of Health Maintenance Organization Membership in
Insured and Government Health Plans as of December 31, 2022^{1,2}

MEMBERSHIP TRENDS

Preferred Network

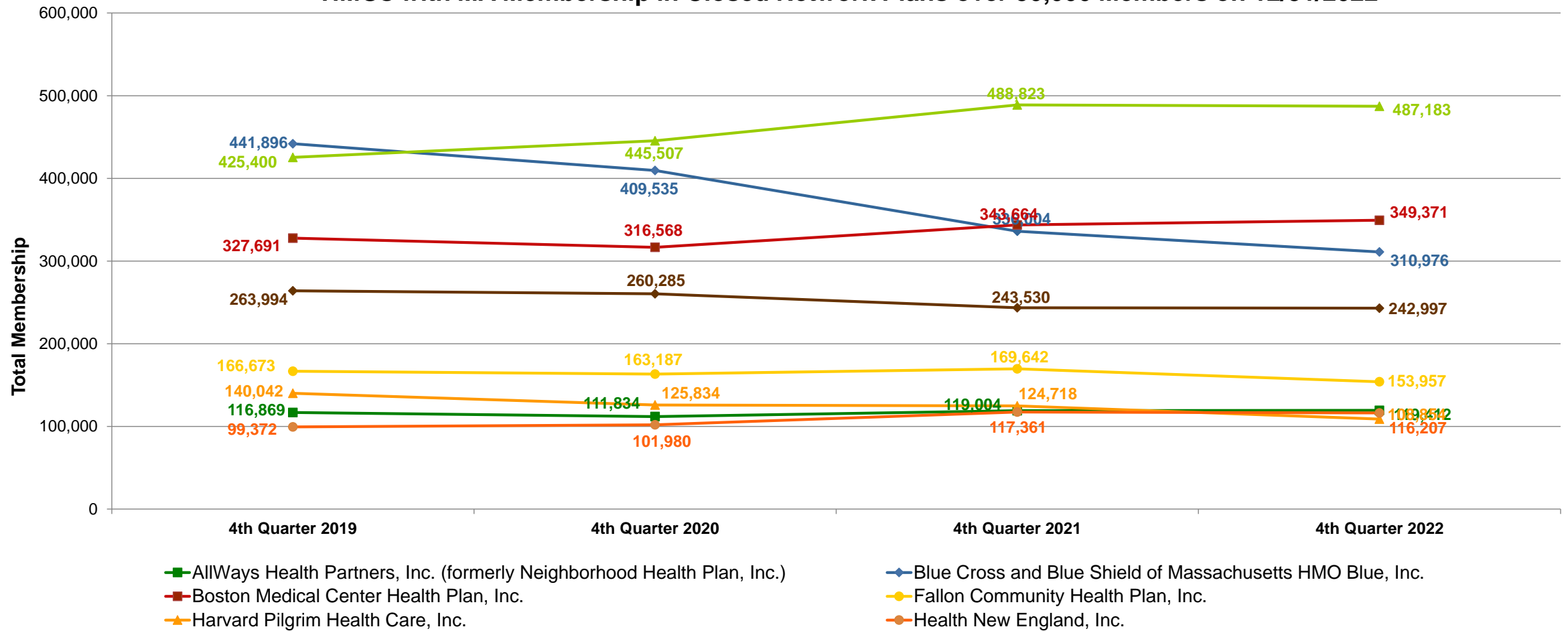
COMPARISON OF 4th QUARTER MEMBERSHIP TO THOSE OF PRIOR THREE QUARTERS	1st Quarter 2022 Members at End of Quarter	2nd Quarter 2022 Members at End of Quarter	3rd Quarter 2022 Members at End of Quarter	4th Quarter 2022 Members at End of Quarter	Member Change 3rd Qtr. 2022 to 4th Qtr. 2022	Percent Change 3rd Qtr. 2022 to 4th Qtr. 2022	4th Quarter 2022 Share of Massachusetts PPO Market
Aetna Health Inc. (a Pennsylvania corporation)	0	0	0	21	21	100.00%	0.01%
AlliWays Health Partners, Inc.	969	1,180	1,281	1,328	47	3.67%	0.58%
Blue Cross and Blue Shield of Massachusetts HMO Blue, Inc.	194,308	197,100	203,149	199,868	(3,281)	-1.62%	87.59%
ConnectiCare of Massachusetts, Inc.	49	48	49	47	(2)	100.00%	0.02%
Harvard Pilgrim Health Care, Inc.	18,981	19,182	18,974	18,678	(296)	-1.56%	8.19%
Health New England, Inc.	7,868	7,917	7,938	8,103	165	2.08%	3.55%
Tufts Associated HMO, Inc.	156	159	132	133	1	0.76%	0.06%
Totals	222,331	225,586	231,523	228,178	(3,345)	-1.44%	100.00%

¹ Information reported by HMOs as of the end of the third quarter of 2022 is based upon the Massachusetts Division of Insurance's "Guidelines for Reporting Membership & Utilization Statistics - Version 6.1" that instructs HMOs to exclude members for whom the HMO did not bear any financial risk.

² Starting with the first quarter of 2017, carriers no longer submit data for this report directly to the Division. Instead, the data shown in this report was produced by the Center for Health Information and Analysis using data submissions by the HMOs to the All-Payer Claims Database.

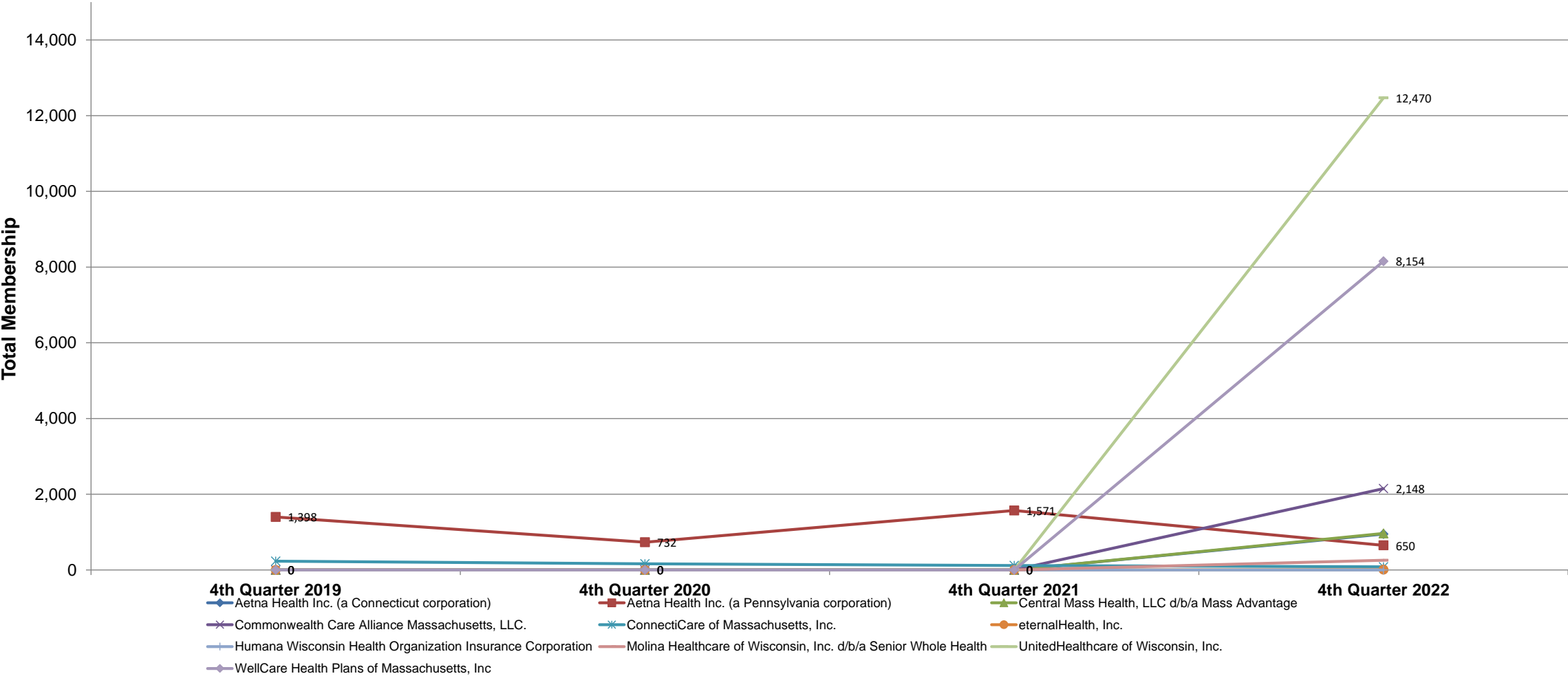
MEMBERSHIP TRENDS

HMOs with MA Membership in Closed Network Plans over 50,000 Members on 12/31/2022



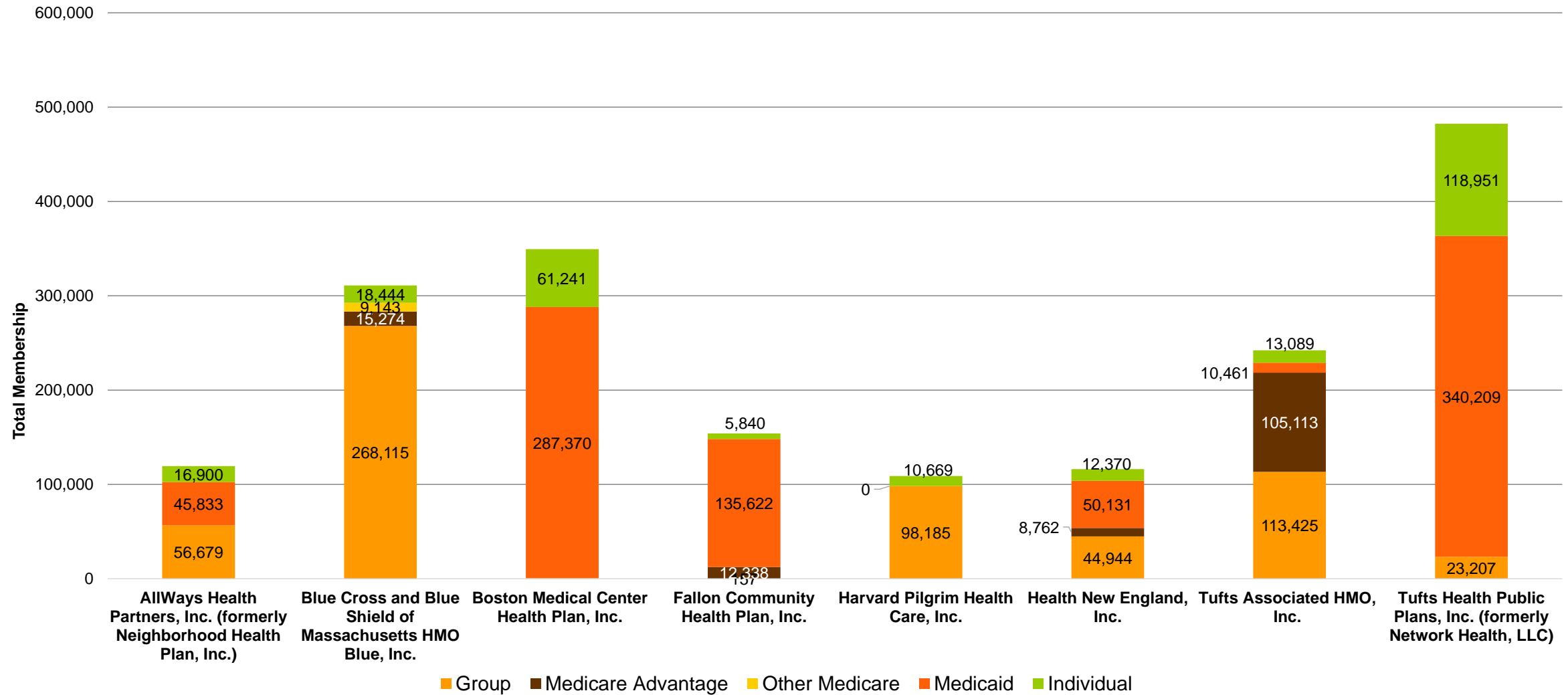
MEMBERSHIP TRENDS

HMOs with MA Membership in Closed Network Plans less than 50,000 Members on 12/31/2022



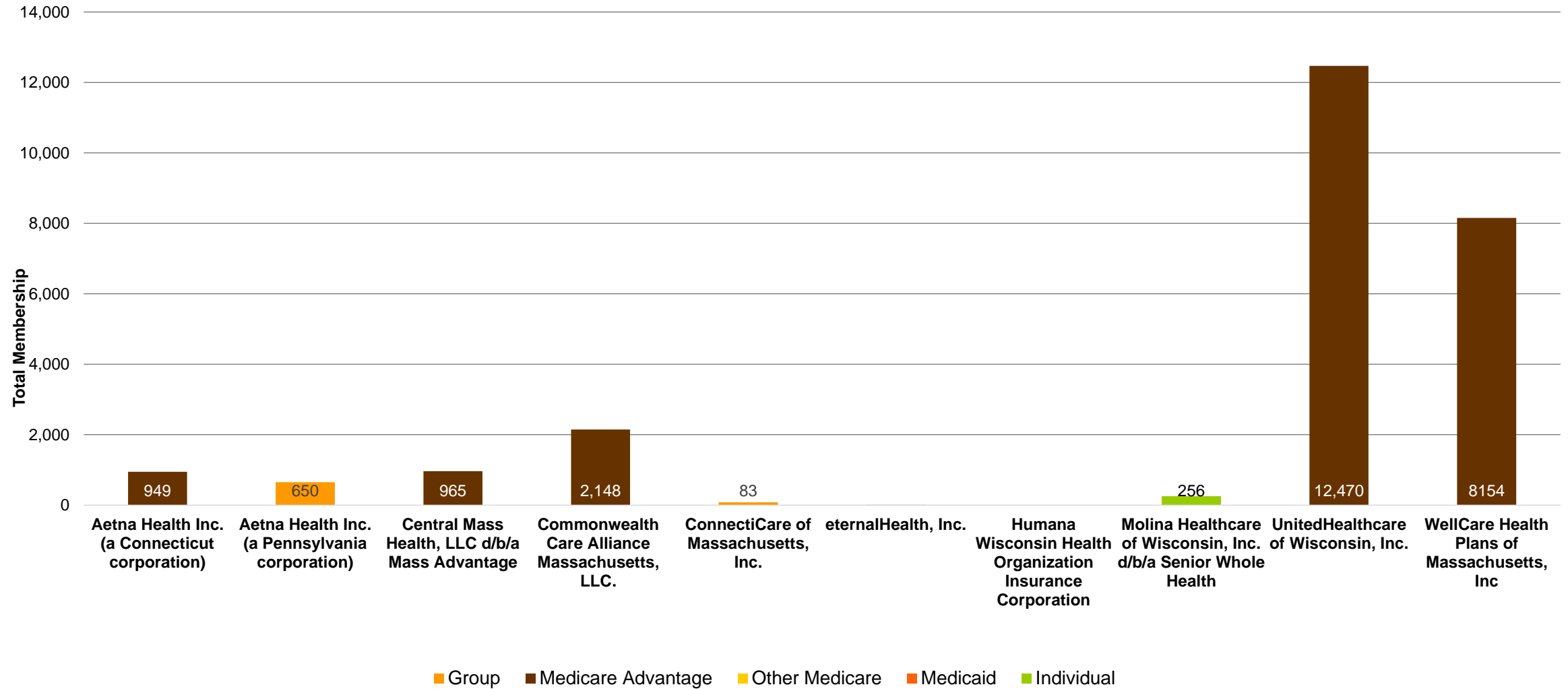
MEMBERSHIP TRENDS

HMOs with Massachusetts Membership over 50,00 Members on 12/31/2022



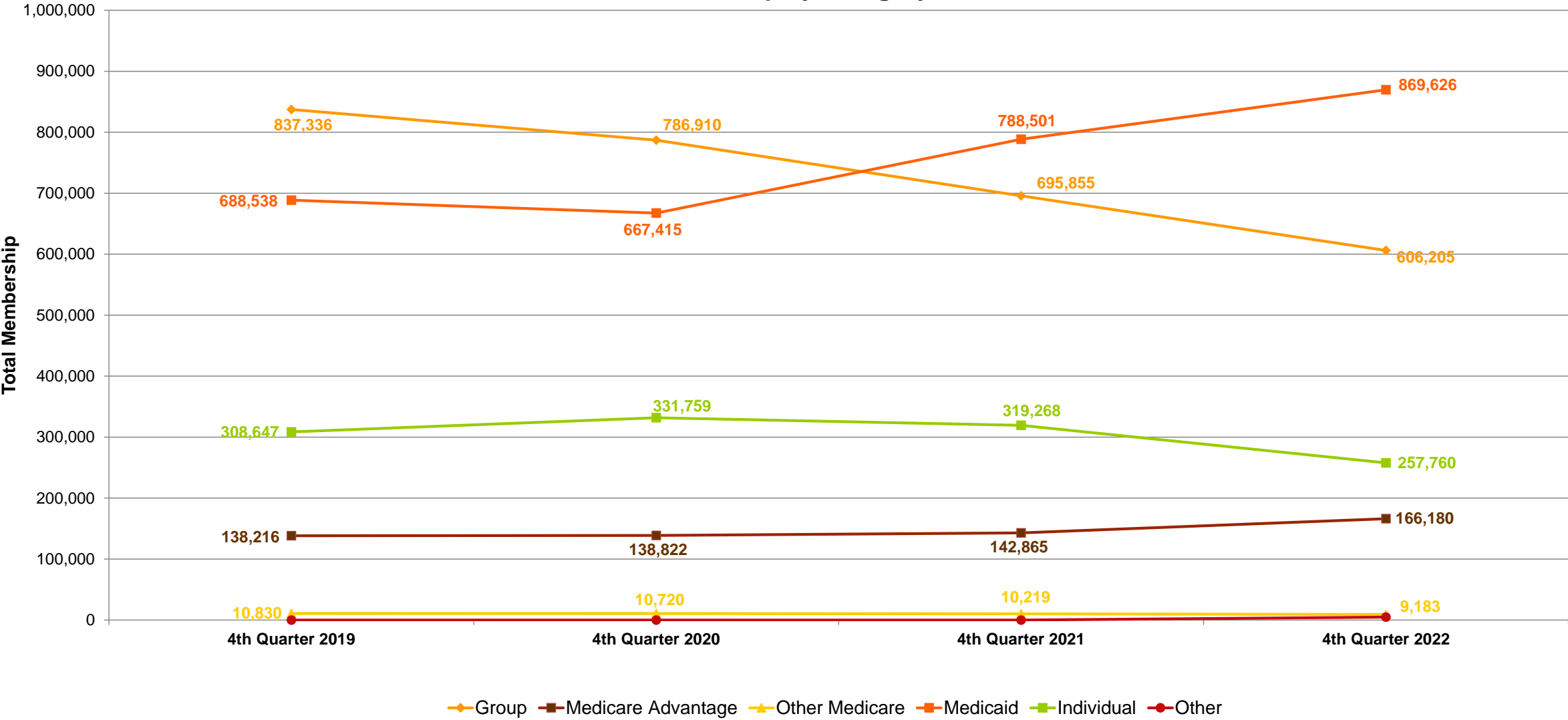
MEMBERSHIP TRENDS

HMOs with Massachusetts Membership less than 50,000 Members as of 12/31/2022

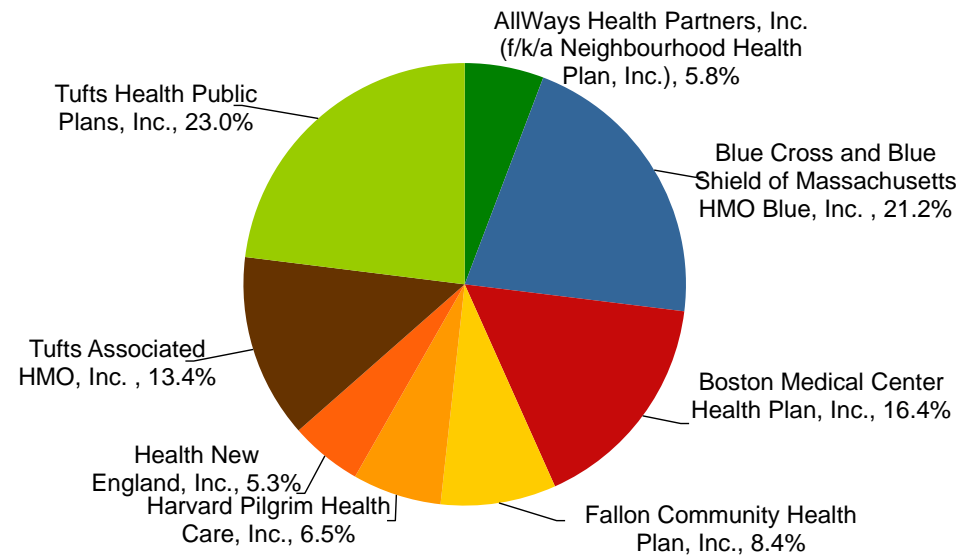


MEMBERSHIP TRENDS

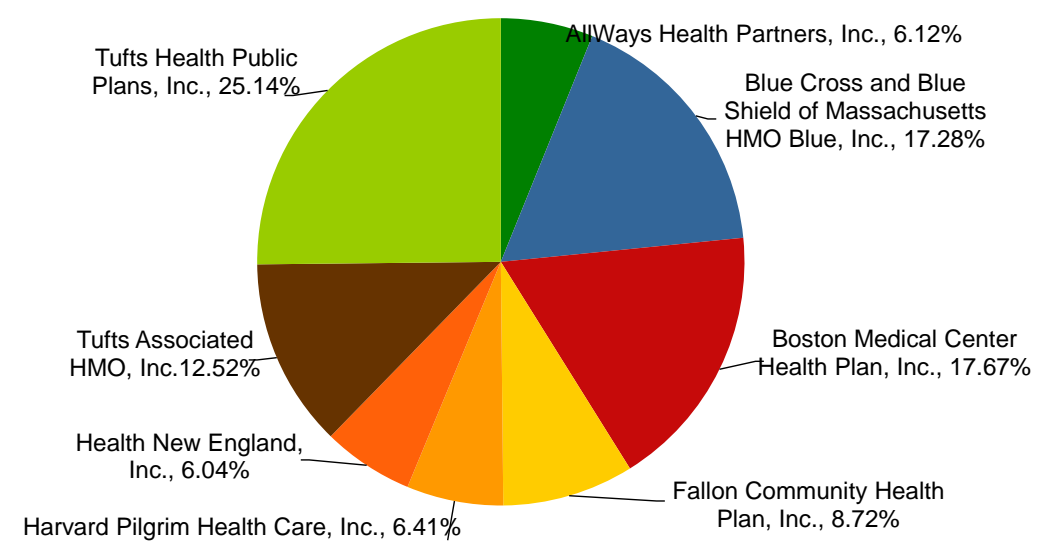
Total HMO Membership by Category of Business



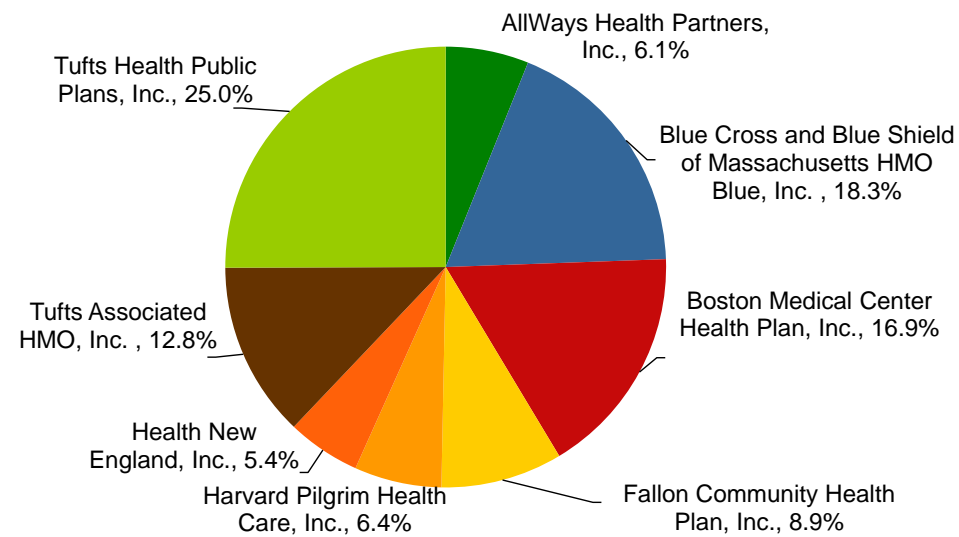
4th Quarter 2019 Share of Massachusetts HMO Market



4th Quarter 2021 Share of Massachusetts HMO Market



4th Quarter 2020 Share of Massachusetts HMO Market



4th Quarter 2022 Share of Massachusetts HMO Market

