



**MAURA T. HEALEY**  
 GOVERNOR

**KATHLEEN E. WALSH**  
 SECRETARY

**KIMBERLEY DRISCOLL**  
 LIEUTENANT GOVERNOR

## **Administrative Bulletin 24-01**

### **114.1 CMR 41.00: Rates of Payment for Services Provided to Industrial Accident Patients by Hospitals**

Effective January 1, 2024

#### **Payment on Account Factors for Hospital Services**

#### **Overview**

Effective January 1, 2024, the Executive Office of Health and Human Services (EOHHS) will introduce new Payment on Account Factors (PAFs) for acute and nonacute hospital services provided to industrial accident patients. These new PAFs are pursuant to 114.1 CMR 41.05(1) and (3) and in accordance with Section 123 of Chapter 224 of the Acts of 2012. The PAFs were calculated using data from each hospital’s most recent complete fiscal year.

The application of the PAFs to all billed charges payable pursuant to 114.1 CMR 41.00 will result in the payment of the average percentage of charges paid by the private sector to each hospital for its services. This payment calculation will meet the test of reasonable cost of medical services prescribed by

M.G.L. c. 152, the Workers’ Compensation Act. No lesser amount will be paid unless agreed to by the provider, insurer, and employer.

Below are the PAFs for acute and nonacute hospital services provided on or after January 1, 2024.

<b>Acute Hospitals</b>	<b>PAF</b>
Anna Jaques Hospital	54.93%
Athol Memorial Hospital	42.46%
Baystate Franklin Medical Center	44.26%
Baystate Medical Center	49.86%
Baystate Noble Hospital	39.47%




<b>Acute Hospitals</b>	<b>PAF</b>
Baystate Wing Hospital	40.46%
Berkshire Medical Center	62.95%
Beth Israel Deaconess Hospital - Milton	53.53%
Beth Israel Deaconess Hospital - Needham	54.69%
Beth Israel Deaconess Hospital - Plymouth	55.45%
Beth Israel Deaconess Medical Center	56.53%
Boston Medical Center	42.87%
Brigham and Women's Faulkner Hospital	41.72%
Brigham and Women's Hospital	42.39%
Cambridge Health Alliance	47.84%
Cape Cod Hospital	62.09%
Cooley Dickinson Hospital	52.81%
Dana-Farber Cancer Institute	42.49%
Emerson Hospital	46.68%
Fairview Hospital	65.33%
Falmouth Hospital	60.72%
Harrington Memorial Hospital	44.18%
HealthAlliance Clinton	32.53%
Heywood Hospital	50.96%
Holyoke Medical Center	38.15%
Lahey Health - Winchester Hospital	53.83%
Lahey Hospital and Medical Center	53.77%
Lawrence General Hospital	44.84%
Lowell General Hospital	45.39%
Marlborough Hospital	35.80%
Martha's Vineyard Hospital	66.81%
Massachusetts Eye and Ear Infirmary	50.87%
Massachusetts General Hospital	43.11%
Melrose Wakefield Hospital	56.48%
Mercy Medical Center	52.94%
MetroWest Medical Center	23.25%
Milford Regional Medical Center	48.17%
Morton Hospital - A Steward Family Hospital Inc.	70.22%
Mount Auburn Hospital	65.71%
Nantucket Cottage Hospital	67.41%
Nashoba Valley Medical Center - A Steward Family Hospital Inc.	45.60%
New England Baptist Hospital	65.30%
Newton-Wellesley Hospital	41.37%
North Shore Medical Center	43.31%
Northeast Hospital	48.48%
Saint Vincent Hospital	24.02%

<b>Acute Hospitals</b>	<b>PAF</b>
Signature Healthcare Brockton Hospital	32.89%
South Shore Hospital	58.94%
Southcoast Hospitals Group	45.05%
Steward Carney Hospital Inc.	72.96%
Steward Good Samaritan Medical Center	68.57%
Steward Holy Family Hospital Inc.	64.88%
Steward Norwood Hospital Inc.	40.28%
Steward Saint Anne's Hospital Inc.	58.92%
Steward St. Elizabeth's Medical Center	71.42%
Sturdy Memorial Hospital	69.96%
Tufts Medical Center	52.29%
UMass Memorial Medical Center	39.49%

**Acute Hospital Median PAF for Out-of-State and New Hospitals                      50.37%**

<b>Nonacute Hospitals</b>	<b>PAF</b>
Curahealth Stoughton	44.11%
Encompass Braintree Rehabilitation Hospital	48.98%
Encompass New England Rehabilitation Hospital	56.16%
Encompass Rehabilitation Hospital of Western Massachusetts	56.47%
Fairlawn Rehabilitation Hospital	61.34%
New England Sinai Hospital	68.27%
Spaulding Hospital - Cambridge	51.49%
Spaulding Rehabilitation Hospital - Boston	44.00%
Spaulding Rehabilitation Hospital - Cape Cod	42.97%
Whittier Rehabilitation Hospital - Bradford	40.49%
Whittier Rehabilitation Hospital - Westborough	41.94%

**Nonacute Hospital Median PAF for Out-of-State and New Hospitals                      48.98%**

 [MassHealth on Facebook](#)  
  [MassHealth on X \(Twitter\)](#)  
  [MassHealth on YouTube](#)