

# AlertsMA Mobile App Download User Guide

*AlertsMA is used to send important communications to state employees, contractors, and building tenants using the communication methods they prefer. This may include alerts about weather cancellations, emergency safety situations, building outages/evaluations, and more.*

## Download the AlertsMA App on Your Mobile Device (One Time Only):

You will receive an email invitation with a link to register for AlertsMA. Registration can be done on a computer, mobile device, or phone. See the [AlertsMA Registration User Guide](#) for more information.

Once you have registered, you can download the AlertsMA mobile app using the instructions below. Use of the mobile is completely optional.

1. Go to the **Apple App**  or **Google Play**  store (based on your device type).

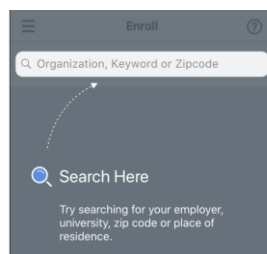
2. Search for and download the 'Everbridge Mobile Safety App'. It will look like this:



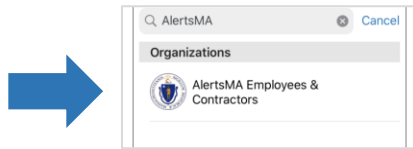
3. Open the Everbridge Mobile Safety App and click 'Find an organization or subscription'.




4. Type 'AlertsMA' in the 'Organization, Keyword or Zip Code' search field.



5. Click 'AlertsMA Employees & Contractors' in the search results.



6. Log in to the AlertsMA mobile app with the Username and Password you used to register for AlertsMA.



That's it. You can now receive notifications about safety situations and other important event using the AlertsMA mobile app, if you prefer.

Use of the AlertsMA mobile app is completely optional. If you travel between multiple locations frequently, you may wish to use the mobile app and turn on location services so AlertsMA can send you relevant notifications based on your device's location (in addition to the locations you set up in your AlertsMA profile).