



**MassDOT Truck Permits**  
 668 South Ave. Weston, MA 02493  
 • massdottruckpermits@dot.state.ma.us  
 • (857) 368-3690

## Application for Reducible Annual Permit

Date: \_\_\_\_\_ DOT#: \_\_\_\_\_  
 Name of Owner/Lessee: \_\_\_\_\_  
 Business Name & DBA(IA): \_\_\_\_\_  
 Mailing Address: \_\_\_\_\_  
 Phone: \_\_\_\_\_ Email: \_\_\_\_\_  
 Insurance Company/Address: \_\_\_\_\_

### Vehicle/Trailer Information

VIN: \_\_\_\_\_ Type: \_\_\_\_\_  
(Tractor, Trailer, 10-Wheeler Dump, Tri-Axle Dump, etc.)  
 Make: \_\_\_\_\_ Year: \_\_\_\_\_ Axle Count: \_\_\_\_\_ Plate number: \_\_\_\_\_ State: \_\_\_\_\_

### Measurements (see next page for instruction)

### Weight

\*Must enter in feet & inches. If inches only, app will be returned to be corrected.      -Permit *Requested Weight*: \_\_\_\_\_ lbs.  
 - Centerline Distance: \_\_\_\_\_ ft. \_\_\_\_\_ in.      - Length: \_\_\_\_\_ ft. \_\_\_\_\_ in.      - MA Registered weight: \_\_\_\_\_ lbs.  
 - Width: \_\_\_\_\_ ft. \_\_\_\_\_ in.      (Found on your registration / cab card)

**I-90 MassPike**     **Check to add I-90 to permit (fee is 25% of the total cost of state permit)**

### Applicant Certification

False statements are punishable by Fine, Imprisonment, or Both. The Undersigned hereby certifies that all information contained in this application is true and correct to the best of knowledge and belief. I Hereby further declare under penalties provided by M.G.L. c. 90§19D, that to the best of my knowledge no alterations have been made to this vehicle which would tend to reduce the said gross vehicle weight rating and that the chassis, axles, tires, rims, brakes, steering components, and suspension systems are maintained in good order.

Signature: \_\_\_\_\_ Date: \_\_\_\_\_

Print Name & Title: \_\_\_\_\_

### GVWR Certification

**Section MUST be completed by the manufacturer or authorized representative of the manufacturer**

Below is the Gross Vehicle Weight Rating (GVWR) **in pounds** as provided by manufacturer or representative at the time of manufacture. **GVWR:** \_\_\_\_\_ **lbs.**    **# of Axles:** \_\_\_\_\_

*Check one:*     Based on the current data sheets     Based on applicable U.S DOT standards

Make: \_\_\_\_\_ Model: \_\_\_\_\_ VIN: \_\_\_\_\_

Manufacturer's name & address: \_\_\_\_\_

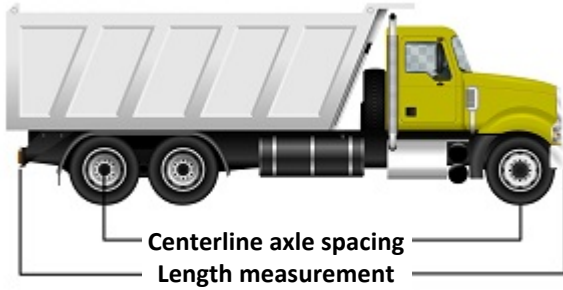
Representative/s (IA): \_\_\_\_\_

Name & Address of person producing this certification: \_\_\_\_\_

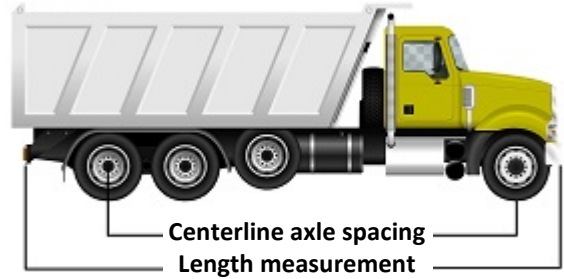
Name & Date: \_\_\_\_\_ Phone: \_\_\_\_\_

# How to measure centerline axle spacing, length, and width for truck, tractor and trailer

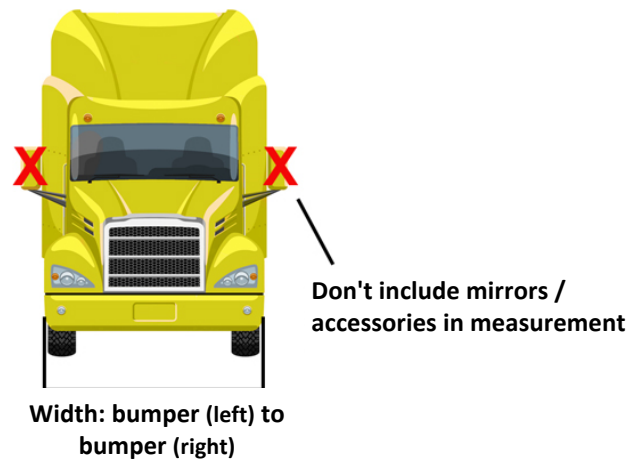
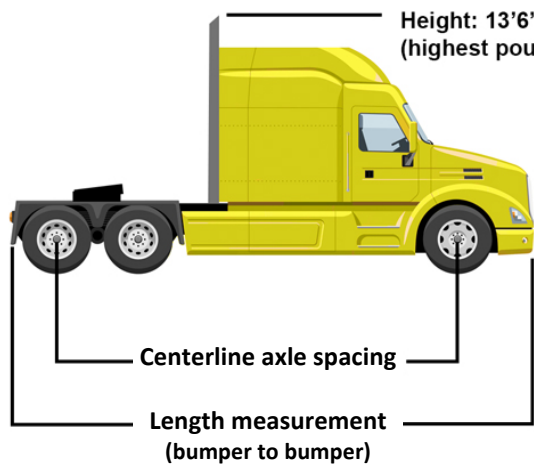
**10-wheeler truck**  
(three axles)



**Tri axle truck**  
(four axles)



**Tractor**  
(that will pull a trailer)



**Trailer**

