

One Care: April 2016 Enrollment Report

Executive Office of Health & Human Services

MassHealth Demonstration
to Integrate Care for Dual Eligibles



Monthly Enrollment Report

- MassHealth issues monthly reports on One Care enrollment activity
- Reports are issued near the end of the month
- Reports are intended to provide general information to stakeholders

One Care Rating Category Definitions



- **F1 – Facility-based Care.** Individuals identified as having a long-term facility stay of more than 90 days
- **C3 – Community Tier 3 – High Community Need.** Individuals who have a daily skilled need; two or more Activities of Daily Living (ADL) limitations AND three days of skilled nursing need; and individuals with 4 or more ADL limitations
 - In CY2014, C3 split into two subsets:
 - C3B:** for C3 individuals with certain diagnoses (e.g., quadriplegia, ALS, Muscular Dystrophy and Respirator dependence) leading to costs considerably above the average for current C3
 - C3A:** for remaining C3 individuals
- **C2 – Community Tier 2 – Community High Behavioral Health.** Individuals who have a chronic and ongoing Behavioral Health diagnosis that indicates a high level of service need
 - In CY2014, C2 split into two subsets
 - C2B:** for C2 individuals with co-occurring diagnoses of substance abuse and serious mental illness
 - C2A:** for remaining C2 individuals
- **C1 – Community Tier 1 Community Other.** Individuals in the community who do not meet F1, C2 or C3 criteria



Total Enrollment

- Effective April 1, 2016, total number of enrollees: 12,223

Total Enrollment by Plan	
Commonwealth Care Alliance (CCA) ¹	9,768
Tufts Health Plan	2,455
Total	12,223

Total Enrollment by Rating Category	
F1	33
C3B	144
C3A	4,974
C2B	742
C2A	3,373
C1	2,957
Total	12,223

¹As of August 7, 2015, CCA temporarily stopped accepting new One Care enrollments. Members previously enrolled with CCA for One Care may re-enroll. In addition, CCA opened enrollment for a January 1, 2016 effective date for up to 100 new One Care members in Suffolk County.



Enrollment Penetration by County

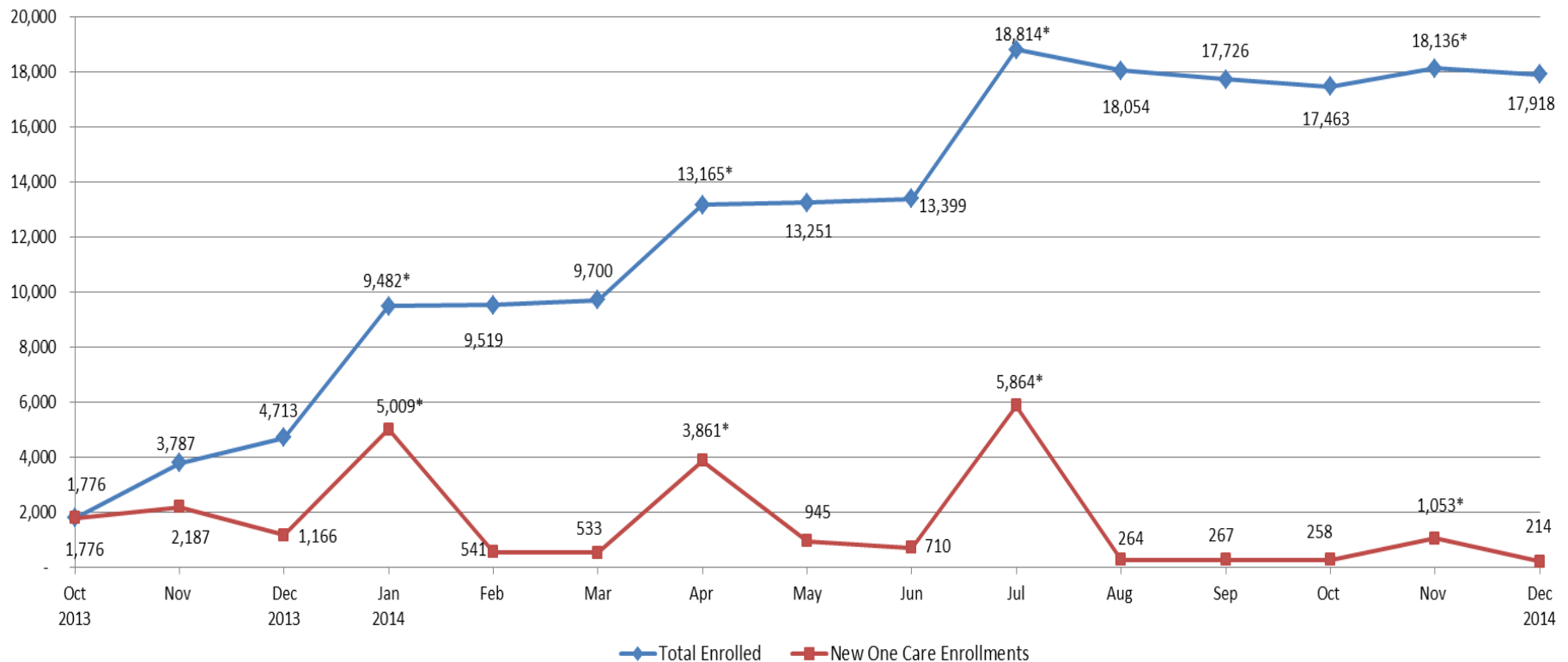
County	Enrolled	Eligible	% Eligible Enrolled
Essex	926	15,189	6.1%
Franklin	71	2,191	3.2%
Hampden	2,512	15,737	16%
Hampshire	172	2,719	6.3%
Middlesex	1,298	18,377	7.1%
Norfolk	538	7,608	7.1%
Plymouth	387	7,290	5.3%
Suffolk*	3,969	15,669	25.3%
Worcester*	2,350	16,147	14.6%
Total	12,223	100,927	12.1%

*Members in these counties may be auto-assigned to a One Care plan

Enrollment Over Time: Demonstration Year 1



Monthly One Care Enrollments
Demonstration Year 1 (Oct. 2013 - Dec. 2014)



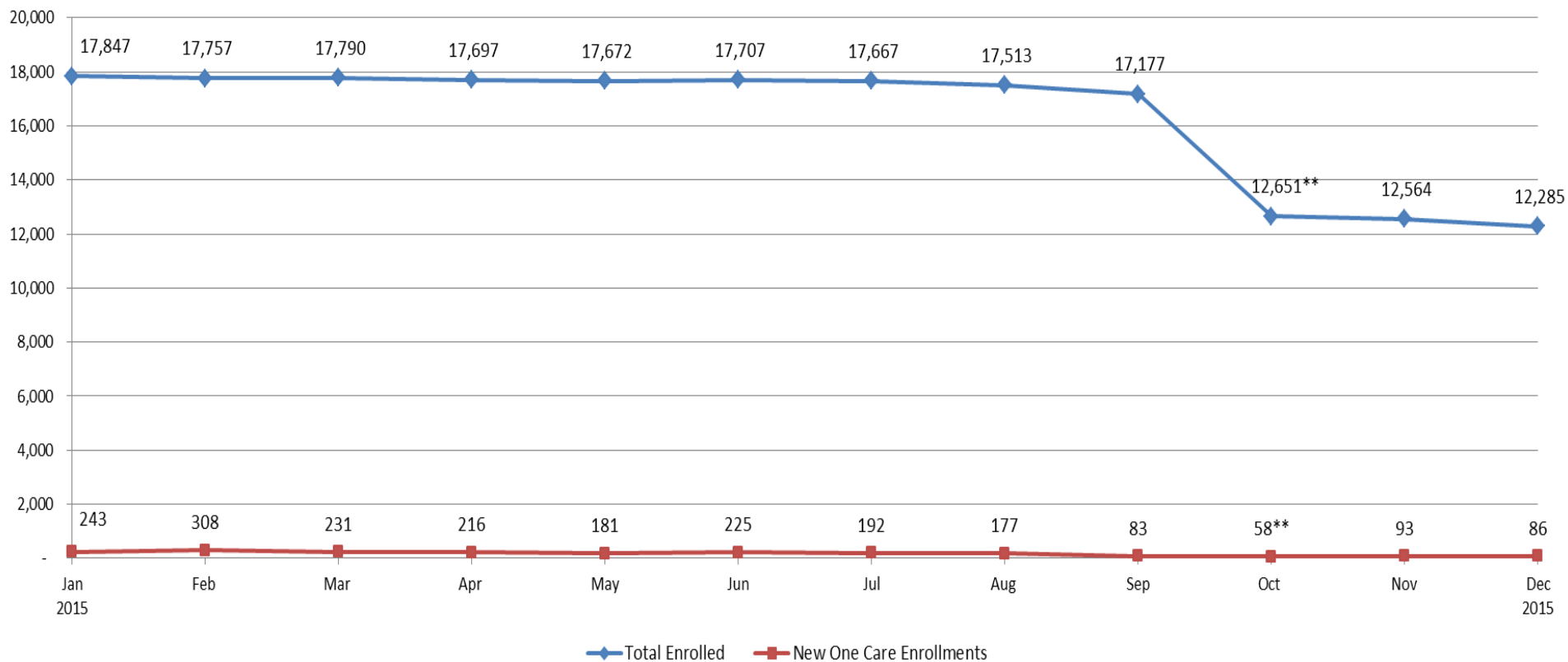
*Auto-assignment effective dates (Round 1: 1/1/2014, Round 2: 4/1/ 2014, Round 3: 7/1/2014, Round 4: 11/1/2014). Round 4 consisted only of auto-assignments to Tufts Health Plan.

Note: Data in the graph reflect current month information about enrollments. Monthly data may vary slightly from the previous reports due to enrollment status changes that have occurred since previous reports were issued.

Enrollment Over Time: Demonstration Year 2



Monthly One Care Enrollment
Demonstration Year 2 (Jan. 2015- Dec. 2015)



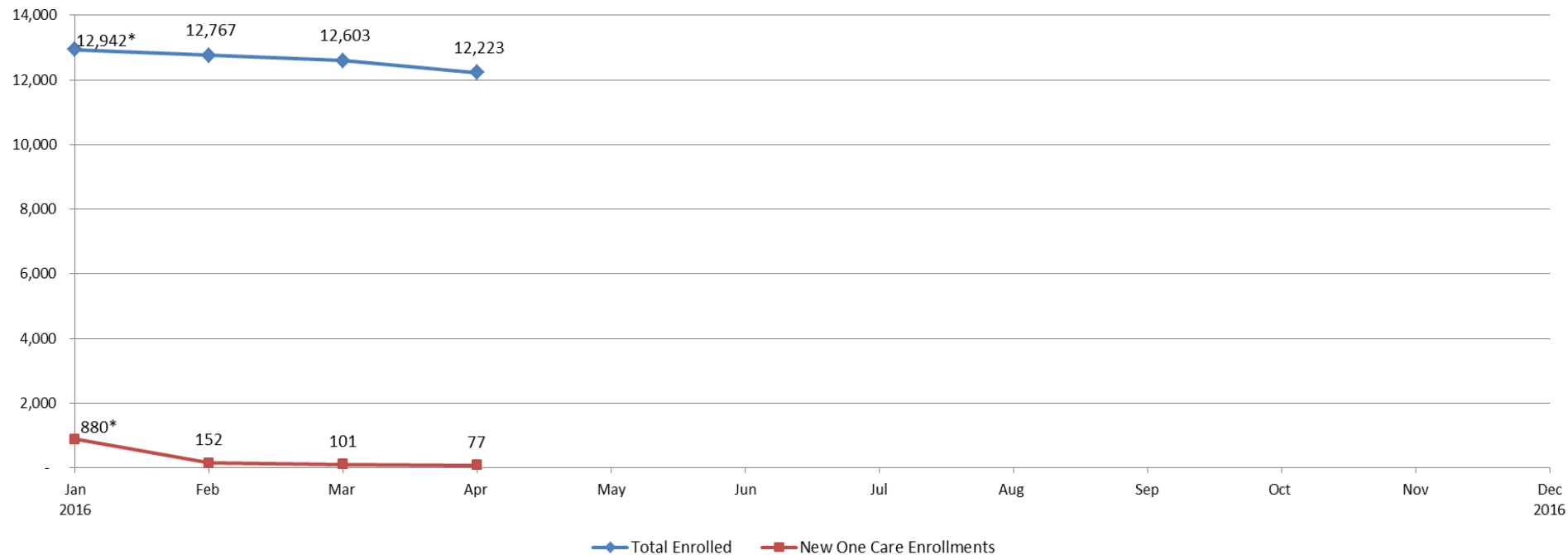
** Fallon Total Care ended its participation in One Care as of September 30, 2015.

Note: Data in the graph reflect current month information about enrollments. Monthly data may vary slightly from the previous reports due to enrollment status changes that have occurred since previous reports were issued

Enrollment Over Time: Demonstration Year 3



Monthly One Care Enrollment
Demonstration Year 3 (Jan. 2016- Dec. 2016)



*Auto-assignment effective dates (Round 5: 1/1/2016). Round 5 consisted only of auto-assignments to Tufts Health Plan.

Note: Data in the graph reflect current month information about enrollments. Monthly data may vary slightly from the previous reports due to enrollment status changes that have occurred since previous reports were issued.



Opt-Outs

- Total number of opt-outs as of April 1: 29,628
 - Will be excluded from any future auto-enrollment
 - If eligible, can choose to enroll by self-selection at any time
- Total opt-out number includes individuals who may be ineligible
- Of the 100,927 individuals who are eligible for One Care, ~29.4% have chosen to opt out

Total Opt-Outs by County	
Essex	2,513
Franklin	407
Hampden	6,587
Hampshire	1,505
Middlesex	3,618
Norfolk	1,545
Plymouth	1,171
Suffolk	4,773
Worcester	7,362
Non-Demo Counties	147
Total	29,628

Visit us at www.mass.gov/masshealth/onecare

Email us at OneCare@state.ma.us