

One Care: April 2018 Enrollment Report

Executive Office of Health & Human Services

MassHealth Demonstration
to Integrate Care for Dual Eligibles



Monthly Enrollment Report

- MassHealth issues monthly reports on One Care enrollment activity
- Reports are issued near the end of the month
- Reports are intended to provide general information to stakeholders

One Care Rating Category Definitions



- **F1 – Facility-based Care.** Individuals identified as having a long-term facility stay of more than 90 days
- **C3 – Community Tier 3 – High Community Need.** Individuals who have a daily skilled need; two or more Activities of Daily Living (ADL) limitations AND three days of skilled nursing need; and individuals with 4 or more ADL limitations
 - In CY2014, C3 split into two subsets:
 - C3B:** for C3 individuals with certain diagnoses (e.g., quadriplegia, ALS, Muscular Dystrophy and Respirator dependence) leading to costs considerably above the average for current C3
 - C3A:** for remaining C3 individuals
- **C2 – Community Tier 2 – Community High Behavioral Health.** Individuals who have a chronic and ongoing Behavioral Health diagnosis that indicates a high level of service need
 - In CY2014, C2 split into two subsets
 - C2B:** for C2 individuals with co-occurring diagnoses of substance abuse and serious mental illness
 - C2A:** for remaining C2 individuals
- **C1 – Community Tier 1 Community Other.** Individuals in the community who do not meet F1, C2 or C3 criteria



Total Enrollment

- Effective April 1, 2018, total number of enrollees: 20,244

Total Enrollment by Plan	
Commonwealth Care Alliance (CCA)	17,481
Tufts Health Plan	2,763
Total	20,244

Total Enrollment by Rating Category	
F1	91
C3B	232
C3A	8,231
C2B	1,158
C2A	5,896
C1	4,628
Unavailable*	8
Total	20,244

*The rating categories for 8 enrollments were unavailable at the time of this report.



Enrollment Penetration by County

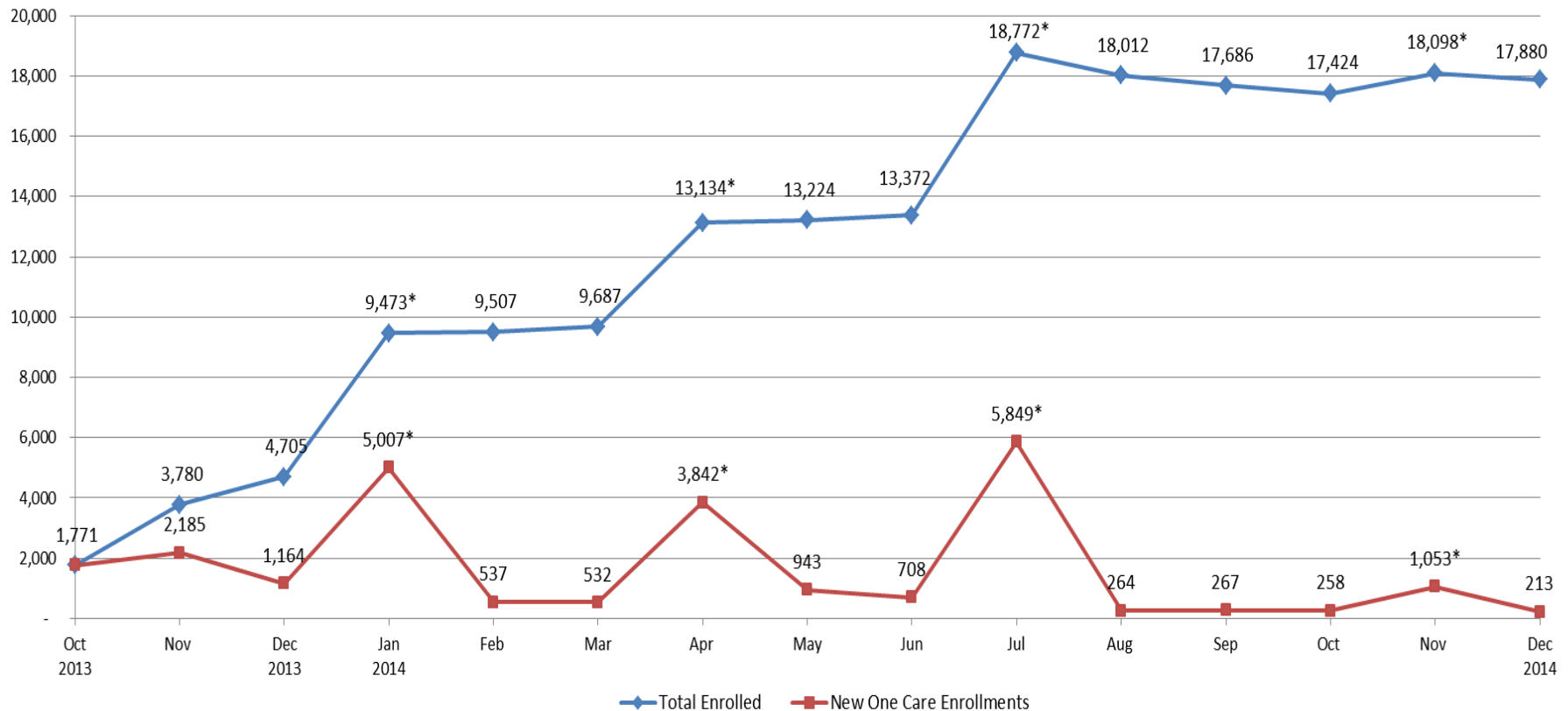
County*	Enrolled	Eligible	% Eligible Enrolled
Essex	2,065	15,232	13.6%
Franklin	104	2,200	4.7%
Hampden	4,825	16,307	29.6%
Hampshire	273	2,868	9.5%
Middlesex	3,395	18,148	18.7%
Norfolk	918	7,738	11.9%
Plymouth	788	7,517	10.5%
Suffolk	4,383	15,100	29.0%
Worcester	3,493	16,674	20.9%
Total	20,244	101,784	19.9%

*Members residing in any of these counties may be auto-assigned to a One Care plan.

Enrollment Over Time: Demonstration Year 1



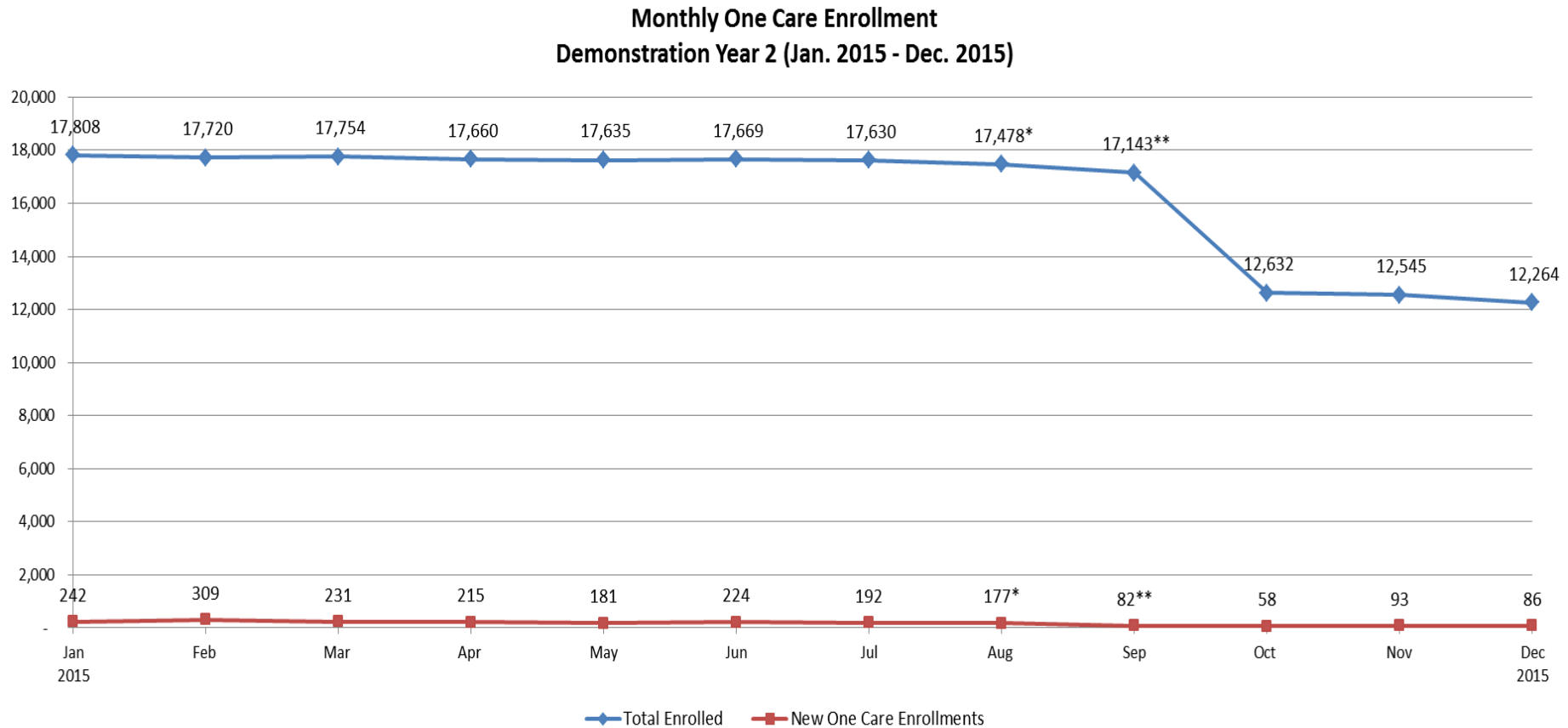
Monthly One Care Enrollment
Demonstration Year 1 (Oct. 2013 - Dec. 2014)



*Auto-assignment effective dates (Round 1: 1/1/2014, Round 2: 4/1/ 2014, Round 3: 7/1/2014, Round 4: 11/1/2014). Round 4 consisted only of auto-assignments to Tufts Health Plan.

Note: Data in the graph reflect current month information about enrollments. Monthly data may vary slightly from the previous reports due to enrollment status changes that have occurred since previous reports were issued.

Enrollment Over Time: Demonstration Year 2



*On August 7, 2015, CCA temporarily stopped accepting new One Care enrollments. Members previously enrolled with CCA for One Care were able to re-enroll.

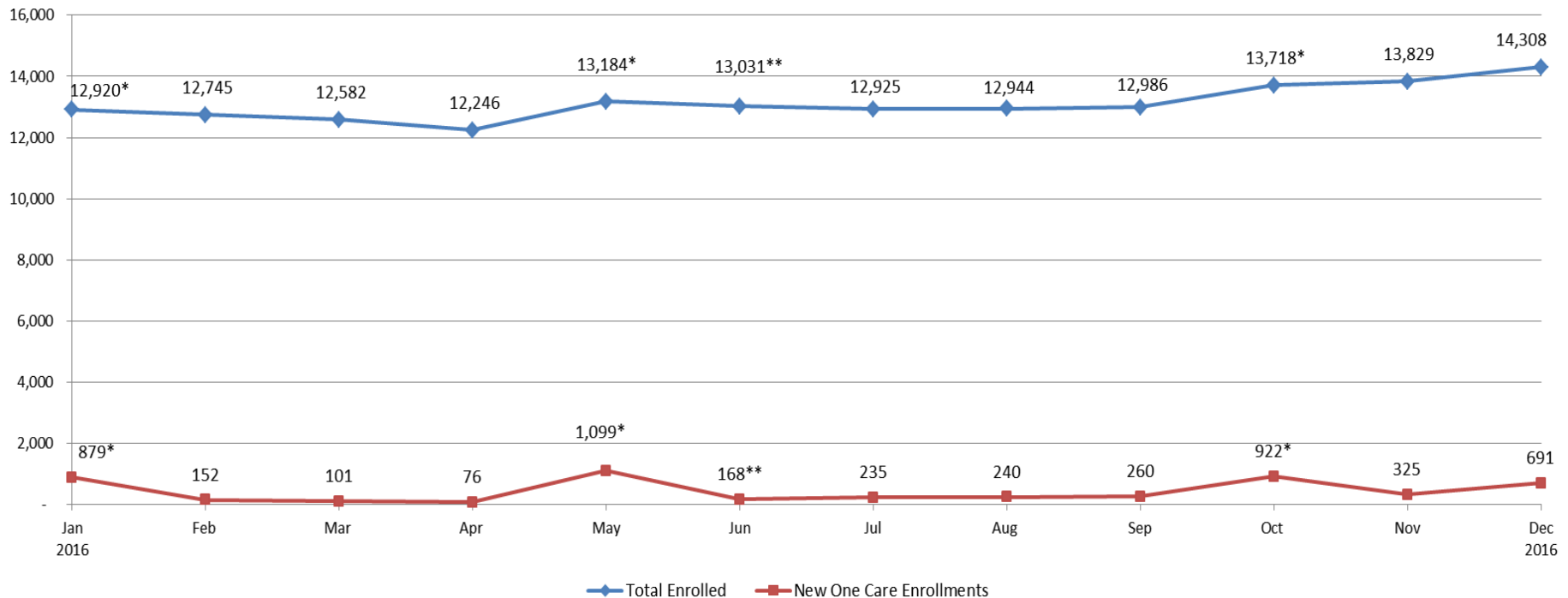
** Fallon Total Care ended its participation in One Care as of September 30, 2015.

Note: Data in the graph reflect current month information about enrollments. Monthly data may vary slightly from the previous reports due to enrollment status changes that have occurred since previous reports were issued.

Enrollment Over Time: Demonstration Year 3



Monthly One Care Enrollment
Demonstration Year 3 (Jan. 2016 - Dec. 2016)



*Auto-assignment effective dates (Round 5: 1/1/2016; Round 6: 5/1/2016; Round 7: 10/1/2016). Rounds 5 and 6 consisted only of auto-assignments to Tufts Health Plan; Round 7 consisted only of auto-assignments to CCA.

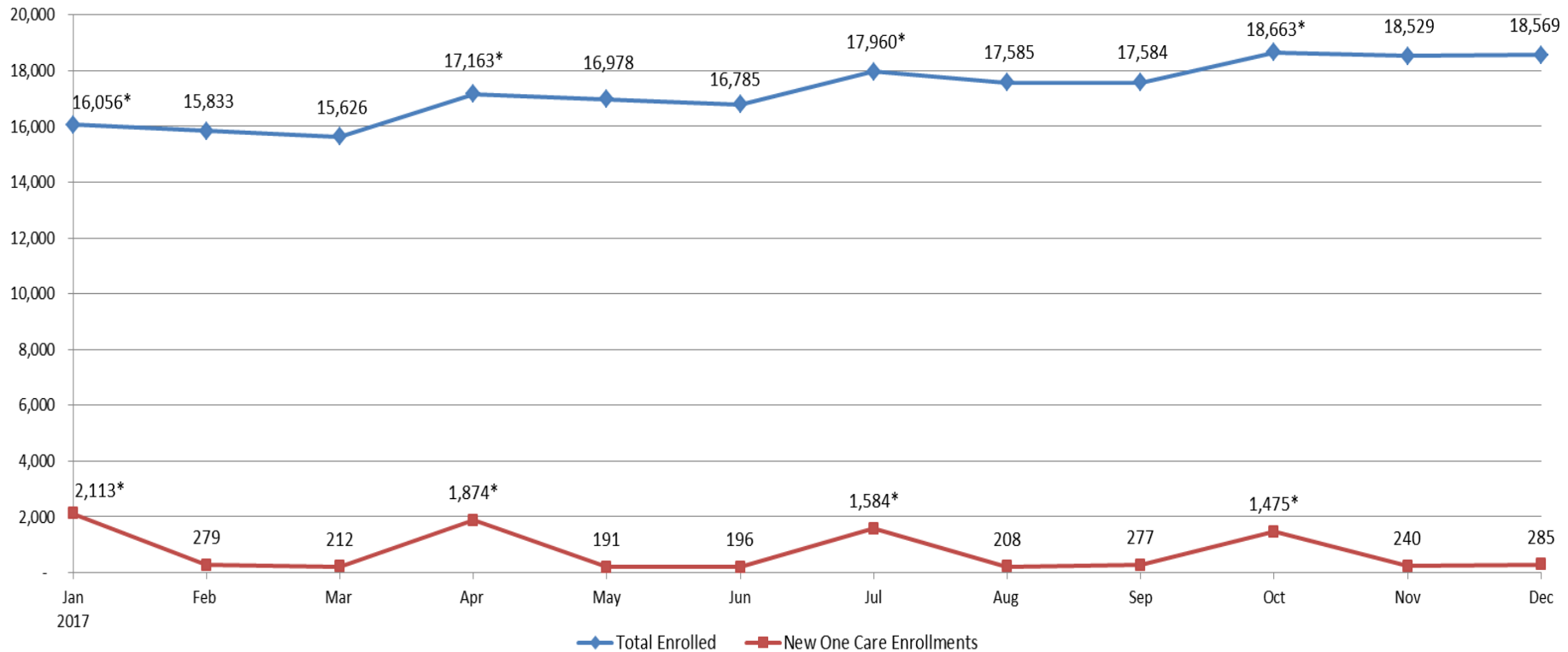
**CCA accepted limited enrollments for January 1 and May 1 in 2016, and in May fully reopened to new enrollments for June 1, 2016 and later dates.

Note: Data in the graph reflect current month information about enrollments. Monthly data may vary slightly from the previous reports due to enrollment status changes that have occurred since previous reports were issued.

Enrollment Over Time: Demonstration Year 4



Monthly One Care Enrollment
Demonstration Year 4 (Jan. 2017 - Dec. 2017)



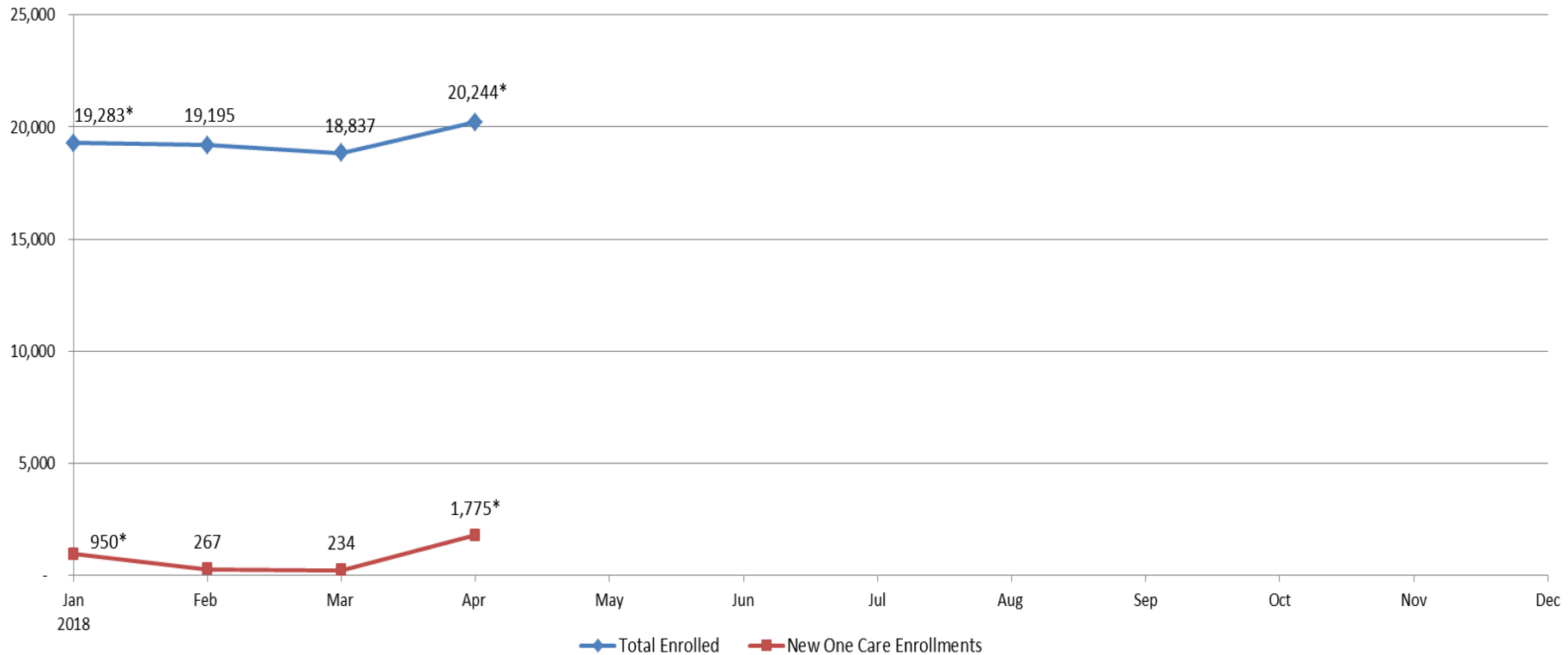
*Auto-assignment effective dates (Round 8: 1/1/2017; Round 9: 4/1/2017; Round 10: 7/1/2017; Round 11: 10/1/2017). Round 11 consisted only of auto-assignments to CCA.

Note: Data in the graph reflect current month information about enrollments. Monthly data may vary slightly from the previous reports due to enrollment status changes that have occurred since previous reports were issued.

Enrollment Over Time: Demonstration Year 5



Monthly One Care Enrollment
Demonstration Year 5 (Jan. 2018 - Dec. 2018)



*Auto-assignment effective date (Round 12: 1/1/2018). Round 12 consisted only of auto-assignments to CCA.

Note: Data in the graph reflect current month information about enrollments. Monthly data may vary slightly from the previous reports due to enrollment status changes that have occurred since previous reports were issued.



Opt-Outs

- Total number of opt-outs as of April 1: 35,491
 - Will be excluded from any future auto-enrollment
 - If eligible, can choose to enroll by self-selection at any time
- Total opt-out number includes individuals who may be ineligible
- Of the 101,784 individuals who are eligible for One Care, **34.9%** have chosen to opt out

Total Opt-Outs by County	
Essex	3,149
Franklin	448
Hampden	7,088
Hampshire	1,541
Middlesex	5,131
Norfolk	1,740
Plymouth	1,369
Suffolk	6,303
Worcester	8,415
Non-Demo Counties	307
Total	35,491



One Care

MassHealth+Medicare
Bringing your care together

VISIT US ONLINE

www.mass.gov/one-care

EMAIL US

OneCare@state.ma.us