

One Care: August 2016 Enrollment Report

Executive Office of Health & Human Services

MassHealth Demonstration
to Integrate Care for Dual Eligibles

Monthly Enrollment Report



- MassHealth issues monthly reports on One Care enrollment activity
- Reports are issued near the end of the month
- Reports are intended to provide general information to stakeholders

One Care Rating Category Definitions



- **F1 – Facility-based Care.** Individuals identified as having a long-term facility stay of more than 90 days
- **C3 – Community Tier 3 – High Community Need.** Individuals who have a daily skilled need; two or more Activities of Daily Living (ADL) limitations AND three days of skilled nursing need; and individuals with 4 or more ADL limitations
 - In CY2014, C3 split into two subsets:
 - C3B:** for C3 individuals with certain diagnoses (e.g., quadriplegia, ALS, Muscular Dystrophy and Respirator dependence) leading to costs considerably above the average for current C3
 - C3A:** for remaining C3 individuals
- **C2 – Community Tier 2 – Community High Behavioral Health.** Individuals who have a chronic and ongoing Behavioral Health diagnosis that indicates a high level of service need
 - In CY2014, C2 split into two subsets
 - C2B:** for C2 individuals with co-occurring diagnoses of substance abuse and serious mental illness
 - C2A:** for remaining C2 individuals
- **C1 – Community Tier 1 Community Other.** Individuals in the community who do not meet F1, C2 or C3 criteria



Total Enrollment

- Effective August 1, 2016, total number of enrollees:12,974

Total Enrollment by Plan	
Commonwealth Care Alliance (CCA	10,265
Tufts Health Plan	2,709
Total	12,974

Total Enrollment by Rating Category	
F1	43
C3B	148
C3A	5,343
C2B	773
C2A	3,687
C1	2,977
unavailable	3
Total	12,974

*The rating categories for 3 enrollments were unavailable at the time of this report.



Enrollment Penetration by County

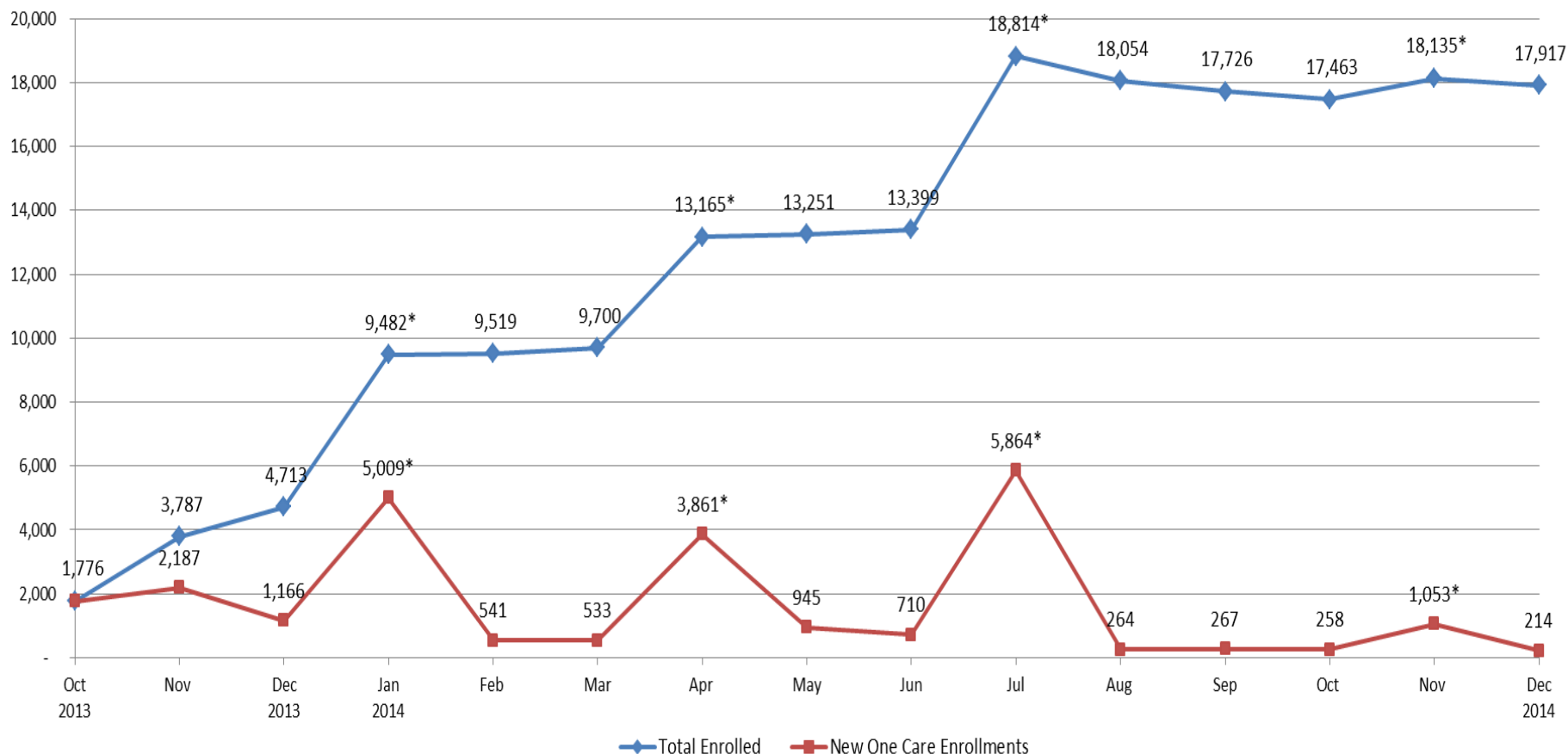
County	Enrolled	Eligible	% Eligible Enrolled
Essex	1,002	15,587	6.4%
Franklin	78	2,247	3.5%
Hampden	2,679	16,060	16.7%
Hampshire	185	2,809	6.6%
Middlesex	1,361	18,720	7.3%
Norfolk	563	7,825	7.2%
Plymouth	402	7,467	5.4%
Suffolk*	4,057	15,973	25.4%
Worcester*	2,647	16,640	15.9%
Total	12,974	103,328	12.6%

*Members in these counties may be auto-assigned to a One Care plan

Enrollment Over Time: Demonstration Year 1



Monthly One Care Enrollments
Demonstration Year 1 (Oct. 2013 - Dec. 2014)



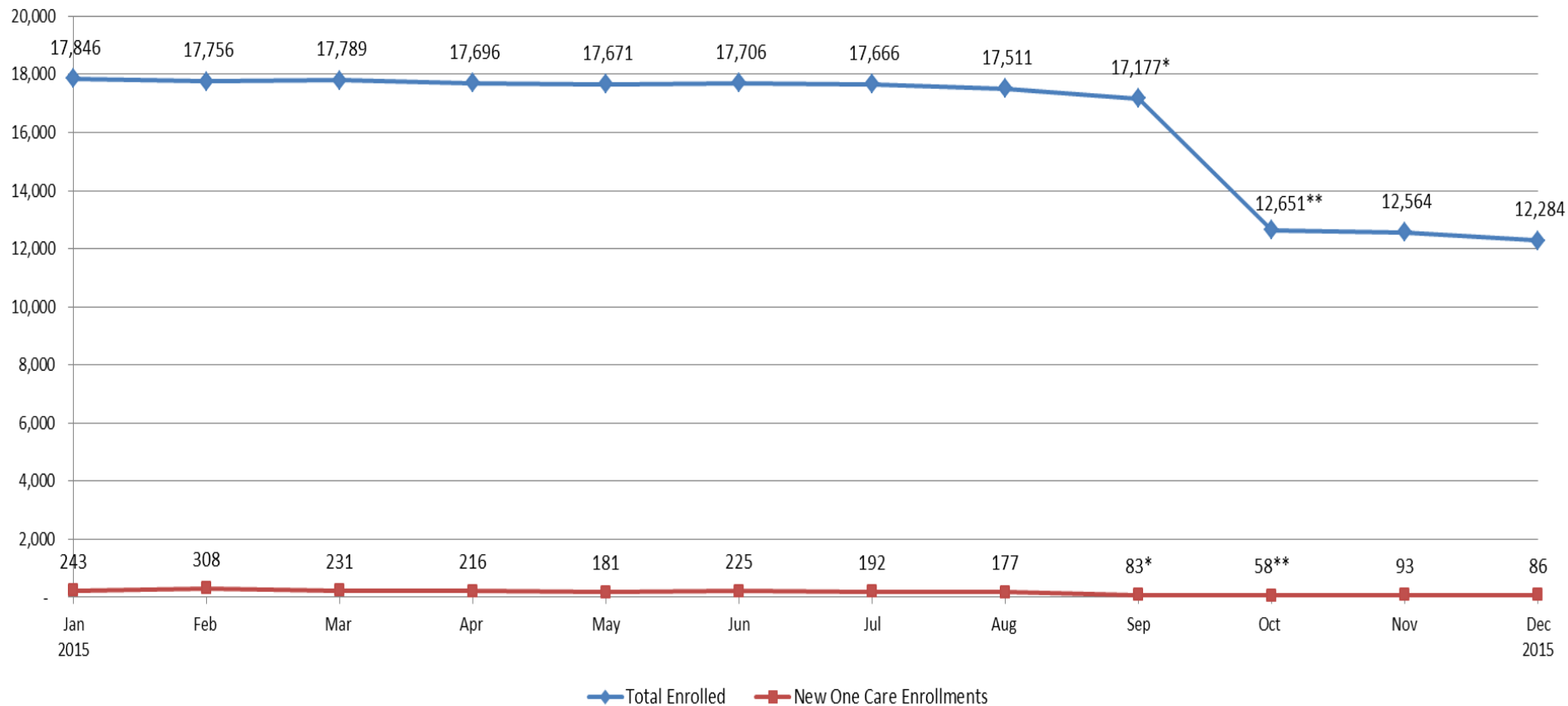
*Auto-assignment effective dates (Round 1: 1/1/2014, Round 2: 4/1/ 2014, Round 3: 7/1/2014, Round 4: 11/1/2014). Round 4 consisted only of auto-assignments to Tufts Health Plan.

Note: Data in the graph reflect current month information about enrollments. Monthly data may vary slightly from the previous reports due to enrollment status changes that have occurred since previous reports were issued.

Enrollment Over Time: Demonstration Year 2



Monthly One Care Enrollment
Demonstration Year 2 (Jan. 2015- Dec. 2015)



*On August 7, 2015, CCA temporarily stopped accepting new One Care enrollments. Members previously enrolled with CCA for One Care were able to re-enroll.

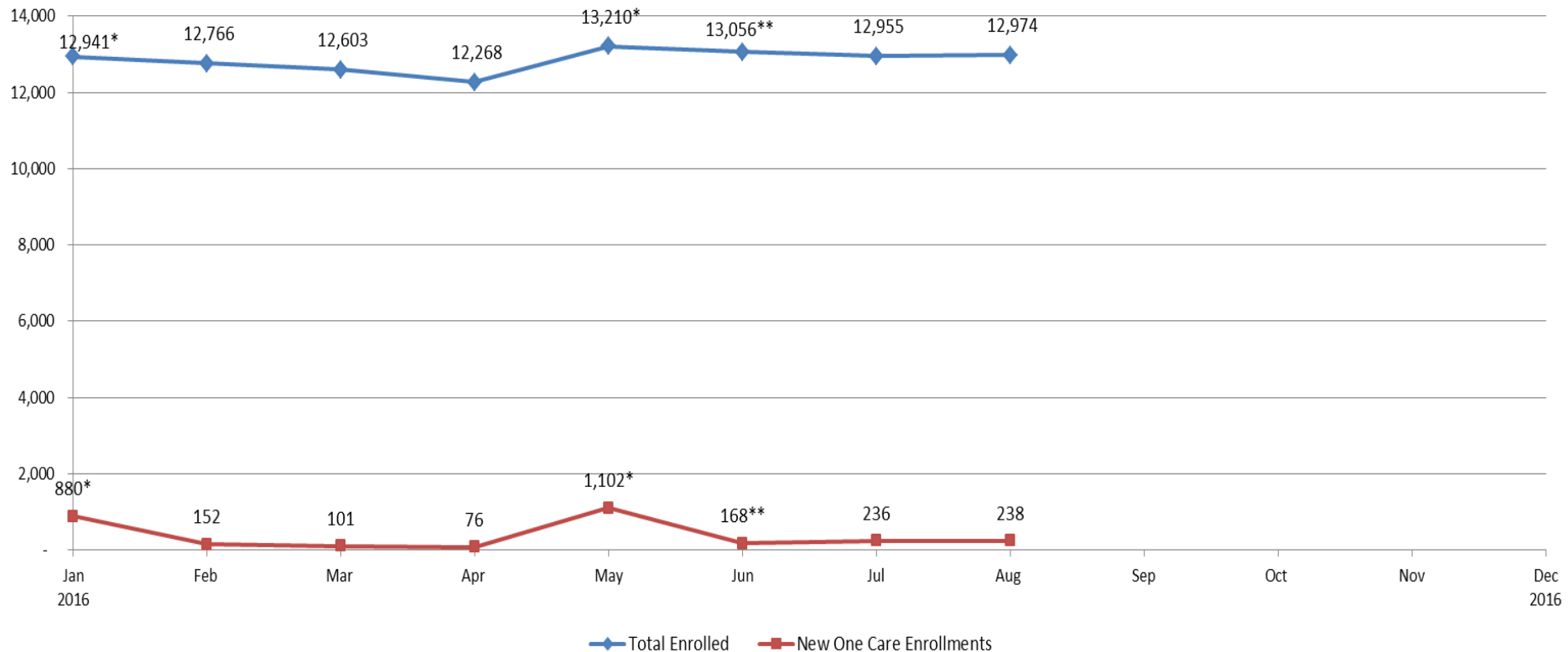
** Fallon Total Care ended its participation in One Care as of September 30, 2015.

Note: Data in the graph reflect current month information about enrollments. Monthly data may vary slightly from the previous reports due to enrollment status changes that have occurred since previous reports were issued.

Enrollment Over Time: Demonstration Year 3



Monthly One Care Enrollment
Demonstration Year 3 (Jan. 2016- Dec. 2016)



*Auto-assignment effective dates (Round 5: 1/1/2016; Round 6: 5/1/2016). Rounds 5 and 6 consisted only of auto-assignments to Tufts Health Plan.

**CCA accepted limited enrollments for January 1 and May 1 in 2016, and in May fully reopened to new enrollments for June 1, 2016 and later dates.

Note: Data in the graph reflect current month information about enrollments. Monthly data may vary slightly from the previous reports due to enrollment status changes that have occurred since previous reports were issued.



Opt-Outs

- Total number of opt-outs as of August 1: 30,322
 - Will be excluded from any future auto-enrollment
 - If eligible, can choose to enroll by self-selection at any time
- Total opt-out number includes individuals who may be ineligible
- Of the 103,328 individuals who are eligible for One Care, 29.3% have chosen to opt out

Total Opt-Outs by County	
Essex	2,534
Franklin	409
Hampden	6,578
Hampshire	1,507
Middlesex	3,636
Norfolk	1,550
Plymouth	1,179
Suffolk	5,173
Worcester	7,587
Non-Demo Counties	169
Total	30,322

Visit us at www.mass.gov/masshealth/onecare

Email us at OneCare@state.ma.us