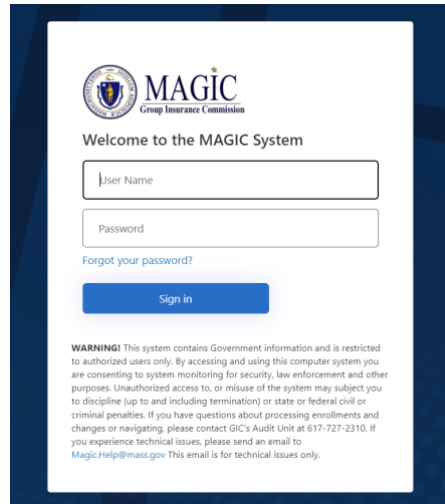



MAGIC Coordinator Login

- Go to and bookmark the Magic URL: <https://coordinator.gic.mass.gov/>
- Enter your Username and Password
- Click **Sign In**.

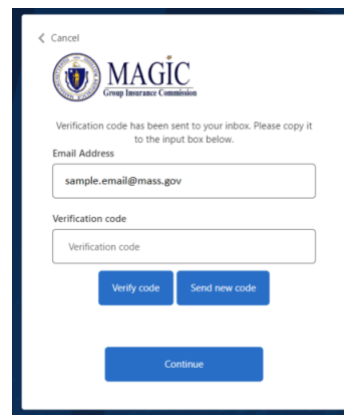


The image shows the login page for the MAGIC System. At the top is the MAGIC Group Insurance Commission logo. Below it, the text "Welcome to the MAGIC System" is displayed. There are two input fields: "User Name" and "Password". Below the password field is a link that says "Forgot your password?". A blue "Sign in" button is positioned below the links. At the bottom, there is a "WARNING!" section with text stating that the system contains government information and is restricted to authorized users only. It also provides contact information for technical issues: "Magic.Help@mass.gov".

- Authenticate by clicking the **Send verification code** button.
 - You will receive an email with a verification code. Enter it on this page then click **Verify Code**.



The image shows the "Send verification code" screen. It features the MAGIC logo at the top. Below the logo, there is a "Cancel" link and an "Email Address" input field containing "Sample.email@mass.gov". A blue "Send verification code" button is located below the email field. At the bottom, there is a blue "Continue" button.



The image shows the "Verify code" screen. It features the MAGIC logo at the top. Below the logo, there is a "Cancel" link and a message: "Verification code has been sent to your inbox. Please copy it to the input box below." There are two input fields: "Email Address" (containing "sample.email@mass.gov") and "Verification code". Below the "Verification code" field are two buttons: "Verify code" and "Send new code". At the bottom, there is a blue "Continue" button.

- Click **Continue**

What if I have Questions?

If you need assistance or have questions, please send an email to magic.help@mass.gov