

## Belmont

90 Concord Avenue  
3rd Floor, Suite 3  
Belmont, MA 02478-0900  
Phone 617-993-2792  
Fax 617-993-2793

### Board Members

Chitra Subramanian, Floyd Carman,  
Ross Vona, Walter Wellman,  
Thomas Gibson\*  
\*indicates Chairperson

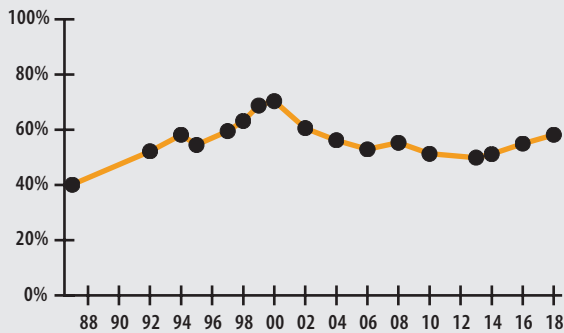
### Board Administrator

Robert Soohoo

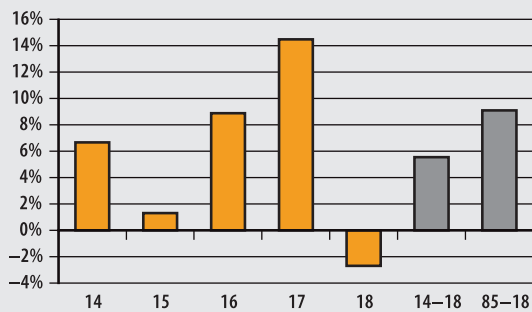
### Board Meeting

Usually Third or Fourth Monday  
of the month at 8:15 am

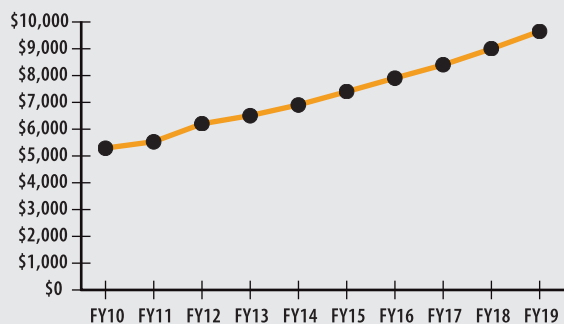
### FUNDED RATIO (1987-2018)



### INVESTMENT RETURN (2014-2018, 5 YEAR AND 34 YEAR AVERAGES)



### 10-YEAR HISTORY OF APPROPRIATIONS (IN THOUSANDS)



### INVESTMENT RETURN HISTORY

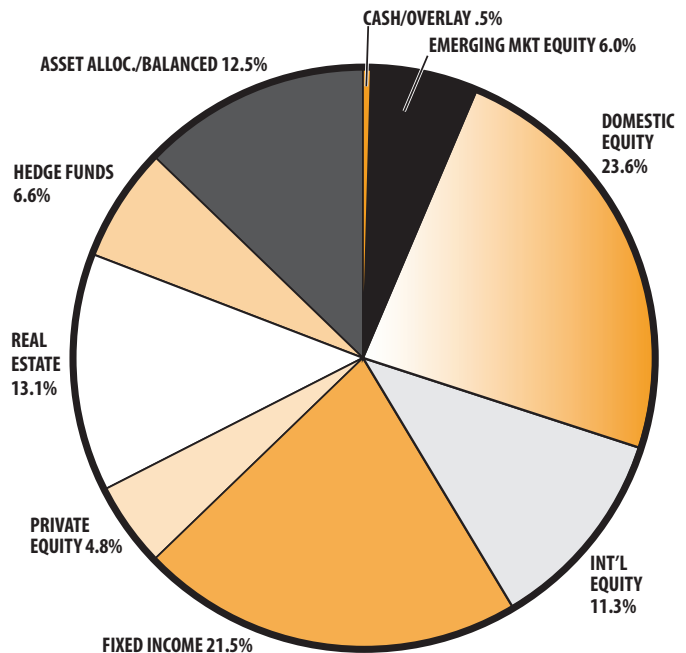
<u>34 years 2018</u>	<u>33 years 2017</u>	<u>32 years 2016</u>
9.11%	9.49%	9.34%
<u>10 years 2018</u>	<u>10 years 2017</u>	<u>10 years 2016</u>
9.83%	7.35%	6.99%
<u>5 years 2018</u>	<u>5 years 2017</u>	<u>5 years 2016</u>
5.57%	9.55%	9.27%

## ACTUARIAL

▶ Funded Ratio	58.2%
▶ Date of Last Valuation	1/1/18
▶ Actuary	Segal
▶ Assumed Rate of Return	7.40%
▶ Funding Schedule	5.75% Total Increasing
▶ Year Fully Funded	2029
▶ Unfunded Liability	\$76.6 M
▶ Total Pension Appropriation (Fiscal 2019)	\$9.6 M

	ACTIVE	RETIRED
▶ Number of Members	467	354
▶ Total Payroll/Benefit	\$26.4 M	\$11.1 M
▶ Average Salary/Benefit	\$56,500	\$31,200
▶ Average Age	47	74
▶ Average Service	11.4 years	NA

## ASSET ALLOCATION (12/31/18)



## EARNED INCOME OF DISABILITY RETIREES (2017)

▶ Number of Disability Retirees	37
▶ Number Who Reported Earnings	13
▶ Number of Excess Earners	0
▶ Total Amount of Refund Due	\$0.00

▶ 2018 Return	-2.69%
▶ 2018 Market Value	\$101.3 M
▶ 2014-2018 (Annualized)	5.57%
▶ 1985-2018 (Annualized)	9.11%