

Brockton

1322 Belmont Street, Suite 101
Brockton, MA 02301
Phone 508-580-7847
Fax 508-559-0559

Board Members

MaryLynn Peters-Chu, John Condon,
Archie Gormley, Scott Albanese,
William Farmer*

*indicates Chairperson

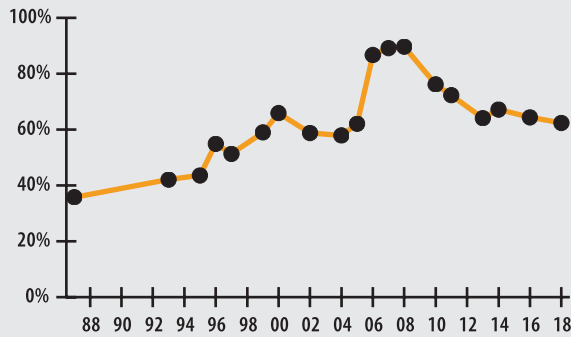
Board Administrator

Jeanne Martineau

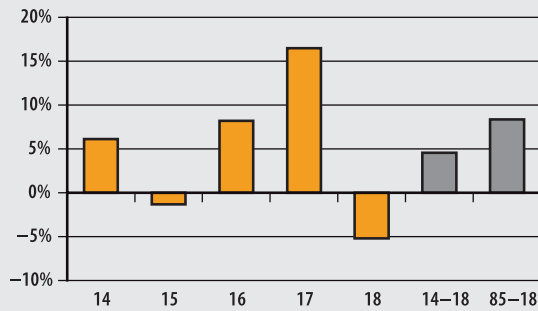
Board Meeting

Typically one day within the last week of
month at 1:00 pm

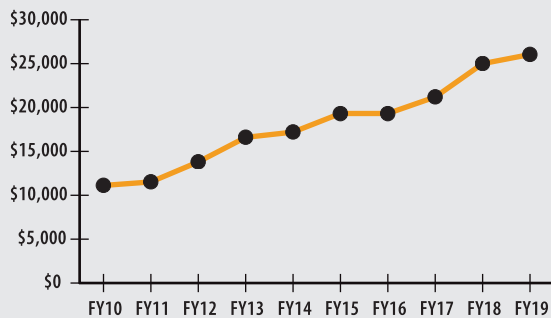
FUNDED RATIO (1987-2018)



INVESTMENT RETURN (2014-2018, 5 YEAR AND 34 YEAR AVERAGES)



10-YEAR HISTORY OF APPROPRIATIONS (IN THOUSANDS)



INVESTMENT RETURN HISTORY

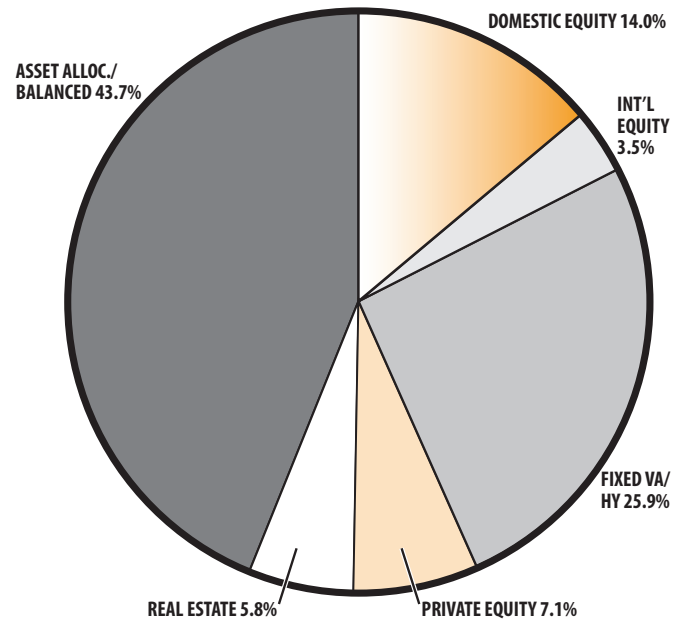
<u>34 years 2018</u>	<u>33 years 2017</u>	<u>32 years 2016</u>
8.39%	8.83%	8.60%
<u>10 years 2018</u>	<u>10 years 2017</u>	<u>10 years 2016</u>
8.29%	5.17%	4.28%
<u>5 years 2018</u>	<u>5 years 2017</u>	<u>5 years 2016</u>
4.59%	8.22%	7.42%

ACTUARIAL

▶ Funded Ratio	62.4%
▶ Date of Last Valuation	1/1/18
▶ Actuary	KMS
▶ Assumed Rate of Return	7.75%
▶ Funding Schedule	4.0% Increasing Phase-In
▶ Year Fully Funded	2032
▶ Unfunded Liability	\$247.6 M
▶ Total Pension Appropriation (Fiscal 2019)	\$26.0 M

	ACTIVE	RETIRED
▶ Number of Members	1,731	1,284
▶ Total Payroll/Benefit	\$96.1 M	\$40.9 M
▶ Average Salary/Benefit	\$55,500	\$31,800
▶ Average Age	47	74
▶ Average Service	11.9 years	NA

ASSET ALLOCATION (12/31/18)



EARNED INCOME OF DISABILITY RETIREES (2017)

▶ Number of Disability Retirees	145
▶ Number Who Reported Earnings	48
▶ Number of Excess Earners	0
▶ Total Amount of Refund Due	\$0.00

▶ 2018 Return	-5.20%
▶ 2018 Market Value	\$385.3 M
▶ 2014-2018 (Annualized)	4.59%
▶ 1985-2018 (Annualized)	8.39%